Zacks Small-Cap Research

September 2, 2014

Steven Ralston, CFA
312-265-9426
sralston@zacks.com

scr.zacks.com

10 S. Riverside Plaza, Chicago, IL 60606

Jammin Java Corp. (JAMN-OTCQB)

JAMN: Raise target to $0.49. Expected to benefit from the EcoCup™ capsule in 2015.

Current Recommendation	**Outperform**
Prior Recommendation	N/A
Date of Last Change	10/13/2013
Current Price (08/29/14)	$0.26
Six- Month Target Price	**$0.49**

OUTLOOK

Jammin Java is a growth company in the premium coffee industry. Management is implementing a growth strategy based on multi-channel geographic penetration and brand awareness-based volume growth. Management's goals for fiscal 2015 are to generate organic revenue growth, to improve the gross margin to 20%+ and to expand distribution to 10,000 retail locations. Mother Parkers has made a strategic equity investment in Jammin Java and is helping in both product innovation and Canadian distribution expansion. The company is positioned to benefit from the product cycles of both the K2.0 brewer and recyclable EcoCup™ capsules.

SUMMARY DATA

52-Week High	**$0.48**
52-Week Low	**$0.23**
One-Year Return (%)	**-34.02**
Beta	**N/A**
Average Daily Volume (shrs.)	**159,798**
Shares Outstanding (million)	**114.5**
Market Capitalization ($mil.)	**$29.8**
Short Interest Ratio (days)	**N/A**
Institutional Ownership (%)	**14.4**
Insider Ownership (%)	**21.8**
Annual Cash Dividend	**$0.00**
Dividend Yield (%)	**0.00**
5-Yr. Historical Growth Rates	
Sales (%)	**N/A**
Earnings Per Share (%)	**N/A**
Dividend (%)	**N/A**
P/E using TTM EPS	**N/M**
P/E using 2015 Estimate	**N/M**
P/E using 2016 Estimate	**13.0**
Zacks Rank	**3**

Risk Level	**Above Average**
Type of Stock	**Small-Growth**
Industry	**Beverages-Soft**
Zacks Rank in Industry	**6 of 17**

ZACKS ESTIMATES

Net Revenue
(in thousands of $)

	Q1 (Apr)	Q2 (Jul)	Q3 (Oct)	Q4 (Jan)	Year (Jan)
2013	309 A	559 A	536 A	411 A	1,816 A
2014	817 A	1,605 A	2,193 A	1,029 A	5,654 A
2015	2,121 A	2,731 E	3,019 E	3,393 E	11,264 E
2016					13,500 E

Earnings per Share
(EPS is operating earnings before non recurring items)

	Q1 (Apr)	Q2 (Jul)	Q3 (Oct)	Q4 (Jan)	Year (Jan)
2013	-$0.01 A	-$0.01 A	-$0.01 A	-$0.02 A	-$0.05 A
2014	-$0.00 A	-$0.01 A	-$0.01 A	-$0.04 A	-$0.07 A
2015	-$0.02 A	-$0.01 E	-$0.01 E	-$0.01 E	-$0.06 E
2016					$0.02 E

Zacks Projected EPS Growth Rate - Next 5 Years % **N/A**

Quarterly EPS may not equal annual EPS total due to rounding.

© Copyright 2014, Zacks Investment Research. All Rights Reserved.

KEY POINTS

- Jammin Java Corp. is a producer, marketer and distributor of premium roasted gourmet coffees sold under the **brand name of Marley Coffee**.
- Management executed a **growth strategy** of geographic expansion through multiple distribution channels, which drove dramatic, **triple-digit, year-over-year revenue growth**. Now, management's overall objective is to generate organic growth. Specifically, **management's goals** for fiscal 2015 include generating **$10 million in gross revenues**, expanding distribution to **10,000 retail locations** and improving the **gross margin to 20% or above**.
- **Expanded distribution network** through
  - National and regional grocery chains (Ahold, BI-LO, Winn Dixie, Kroger, Safeway, etc.)
    - The domestic availability of Jammin Java's coffees and teas through the retail grocery channel expanded geographically from southern California in 2010 to a national footprint in 2013. Additional distribution agreements are continually being announced.
  - Independent domestic distributors, like United Natural Foods and Gourmet Merchants Int'l
  - E-tailers, such as amazon.com, cooking.com, coffeewiz.com, shoffee.com, etc.
  - Office Coffee Service (OCS) in partnership with National Coffee Service & Vending and its acquisition of Denver-based Black Rock Beverage Service.
  - Alternative distribution through vending (in partnership with AVT) and BikeCaffe coffee carts.
  - Internationally in Canada, Chile, Japan, the UK, Continental Europe, South America, South Korea and Japan.
  - Jammin Java continues to gain penetration in the grocery market with Marley Coffee, which is available at approximately **8,000 retail locations**.
- **New product innovation**:
  - In November 2011, Jammin Java **entered the ground coffee segment** with **8 oz. bags** of ground coffee.
  - In November 2012, Jammin Java **entered the fast growing single-serve market** with **RealCups**™, a K-Cup compatible product.
  - In early October 2013, ***Smile Jamaica***, Jamaican Blue Mountain coffee blend, was launched
  - In early March 2014, Marley Coffee launched several new products, specifically, **Rainforest Alliance Certified versions** of Buffalo Soldier, Mystic Morning and Smile Jamaica and two new flavor blends: **Catch a Fire** (Jamaican chili flavor) and **Spiced Root Rum** (Jamaican rum flavor).
  - In the first half of 2015, management anticipates that Marley Coffee will be available in **recyclable EcoCup**™ capsules, which will be compatible with all K-Cup brewers, including the future Keurig Green Mountain K2.0.
- During 2013, Jammin Java benefitted from approximately **$4.8 million in capital** through the settlement of trade payables with **Ironridge Global IV, Ltd**. The funds are allowing for an accelerated pace of distribution expansion.
- In April 2014, **Mother Parkers Tea & Coffee** entered into a strategic transaction with Jammin Java by purchase 7,333,529 Units of Jammin Java for **$2.5 million**. In addition, Mother Parkers is expected to provide $2.0 million in marketing funds over the next two years.
- In June 2014, Jammin Java formed an Advisory Board to provide strategic guidance and recommendations to the Board of Directors. The first two members are Michael Higgins (Co-CEO of Mother Parkers Tea & Coffee) and Anthony Schiano (former CEO for Giant Food Stores).
- Management continues to build awareness and promote increased distribution through attending trade shows, new distribution events, etc.
- Through sponsorship agreements, Marley Coffee has strategic partnerships with the Denver Broncos, Colorado Rockies, Colorado Rapids and the Ottawa Sports and Entertainment Group, which controls the TD Place, the home of the Ottawa REDBLACKS CFL, the Ottawa 67's OHL and the Ottawa Fury FC NASL teams.
- Management continues to aggressively pursue strategies to increase distribution, marketing and product innovation
- We maintain our Outperform rating and slightly raise our price target to $0.49.

RECENT NEWS

New Products

In early April 2014, Mother Parkers Tea & Coffee launched the **recyclable EcoCup**™ capsule that is compatible with all K-Cup brewers, including the future Keurig Green Mountain K2.0. EcoCup is available for use with loose leaf tea and is expected to be available with Marley Coffee in the first half of 2015. The development of the EcoCup enhances the sustainability value embodied by the Marley Coffee brand. With this green technology, Marley Coffee may garner further market share with environmentally conscious consumers.

On August 25, 2014, Jammin Java (d/b/a Marley Coffee) announced that Mother Parkers Tea & Coffee will be launching a Keurig Green Mountain **K2.0-compatible version RealCup capsule**, which will enable Marley Coffee to be used with the future Keurig Green Mountain K2.0 platform.

On August 29, 2014, Marley Coffee announced that an agreement was signed with **Bevyz**, the manufacturer of a proprietary, **single-serve drink system** that dispenses hot, cold and sparkling beverages. The innovative multi-drink system could potentially become a disruptive innovation and achieve significant market penetration. Under the agreement, Bevyz will produce Marley Coffee-branded capsules for use in its systems, initially in North America and Europe. Bevyz is a wholly-owned subsidiary of MDS Global Holding plc.

Financial results for First Quarter of Fiscal 2014

On May16, 2014, Jammin Java (JAMN) d/b/a Marley Coffee reported **financial results for the first fiscal quarter** ending April 30, 2014. **Net revenues increased 160%** to $2.12 million versus $817 thousand in the comparable fiscal quarter last year, primarily due to expanded distribution into the retail grocery market and continued growth of other distribution channels. Marley Coffee again generated triple-digit, year-over-year revenue growth. Net revenue was in line with management's expectations. Gross income declined 9.2% to $452,745 compared with $498,888 due to the gross profit margin compressing 3,972 basis points (bps) from 61.1% to 21.3% due to lower initial margins as the company expands into new markets. It should be noted that the company made considerable adjustments in the fourth fiscal quarter last year, which were primarily related to aggregate adjustments made throughout the year for manufacturer allowances, discounts and promotions. To put the gross margin in context, the overall gross margin in fiscal 2013 was 21.0% and 12.5% in fiscal 2014. The compression was due to the costs of securing shelf space in 7,000 incremental retail locations. Sequentially, the gross margin improved 21.3%, which was higher than our expectation of 19.0%.

Operating expenses increased 236% year-over-year as G&A expenses increased 111% and compensation expenses expanded 311% as more employees and contractors are required to help manage the company's growth. Selling and marketing expenses increased 389% to $822,773 due increased advertising campaigns in new markets. Interest expense decreased 99.6% due to conversion of interest bearing liabilities into equity as a result of the Ironridge Global transactions. The company's net loss expanded from $418,647 ($0.005 per diluted share) to $1,913,189 ($0.018 per diluted share) as average weighted shares outstanding increased 25.6% (or 21.5 million shares) from 83.9 million to 105.4 million, primarily through the settlement of the Ironridge Global Partners transactions which extinguished $4.8 million of accounts payable and accrued expenses through the issuance of 23.2 million common shares. Going forward, the average weighted shares outstanding will increase as the 7.3 million shares issued to Mother Parkers rolls in. Importantly, management continues to state that anticipated working capital needs for the next 24 months should be met through operations and funds being raised through an ongoing offering to accredited investors.

New Domestic Distribution Announcements

On June 9, 2014, Marley Coffee announced that **Roche Bros.** (a Massachusetts supermarket chain with 18 locations) and **Fresh Thyme Farmers Market** (a Chicago-based supermarket chain with five locations with another 17 stores expected to open through 2015) will carry 8-ounce bags of One Love, Lively Up, Simmer Down, Buffalo Soldier, Mystic Morning and Get Up, Stand Up, along with RealCups of One Love, Lively Up and Get Up, Stand Up. Marley Coffee will be available at all 18 Roche Bros. stores and initially at two Fresh Thyme Farmers Markets. Also, **Tony's Finer Foods** (another Chicago-based supermarket chain with 11 locations) will offer RealCups of One Love, Lively Up and Simmer Down at six stores. The remaining five stores were expected to carrying these RealCup selections by the 2014 holiday season; however, it was achieved by August (see below).

On June 12, 2014, the company announced that **Albertsons** (a major food retailer with over 600 locations in 16 states) is carrying Marley Coffee RealCups and 8-ounce bags of One Love, Lively Up and Get Up, Stand Up at its 86 locations in Texas, Louisiana and Arkansas. This represents an expansion of the relationship that started in February when the Intermountain Division stores of Albertsons began to carry seven SKUs of Marley Coffee products in 8-ounce bag and RealCup formats.

On July 29, 2014, Marley Coffee announced that the **Tops Friendly Market** supermarket chain will carry Marley Coffee RealCups of One Love, Lively Up and Get Up, Stand Up in 66 of their stores in upstate New York.

On August 19, 2014, Jammin Java (d/b/a Marley Coffee) expanded its retail presence into three supermarket chains in the U.S. and also increased its offerings in another. **Wegmans Food Markets** (which operates 84 stores in MD, MA, NJ, NY PA and VA) will carry three Marley Coffee whole bean offerings; Wegmans was targeted as a key supermarket chain by management. **Brookshire Grocery** (over 150 stores in TX, AR and LA) will be carrying two Marley coffee blends in both RealCup and 8 ounce bag formats at 40 of their Texas locations while Green Acres Market (seven stores in KS and OK) will carry four Marley Coffee blends in 8-ounce bags and three blends in RealCups. In addition, the distribution relationship with **Tony's Finer Foods** (Chicago-area) increased from six to 11 stores, ahead of schedule according to the June 9th press release. The expansion is indicative that Marley Coffee should be able to further penetrate the retail grocery market channel with both existing products and potentially expand shelve space when new products are introduced.

New Canadian Distribution Announcement

On July 31, 2014, Mother Parkers Tea & Coffee announced that the distribution of Marley Coffee's RealCups will be significantly expanded in Canada with the addition of three major Canadian grocery chains, namely Loblaws, Longos and Safeway. **Loblaws** controls approximately 70 stores under 17 banners across Canada, but primarily in British Columbia, Ontario and Quebec. Loblaw market stores will carry One Love, Lively Up, Buffalo Soldier, Smile Jamaica, Catch a Fire and Get Up, Stand Up. **Longos**, which operates 25 stores in Ontario, will offer One Love, Lively Up and Get Up, Stand Up. **Safeway**, which serves western Canada with over 150 supermarkets and which was acquired by Sobeys last year, will carry One Love, Lively Up and Smile Jamaica.

New Sponsorship Agreement

On August 28, 2014, Marley Coffee announced the signing of a **two-year partnership contract** with the Ottawa Sports and Entertainment Group to be the exclusive coffee provider at **TD Place** in Ottawa. TD Place is the home of the Ottawa **REDBLACKS** Canadian Football League (CFL) team, the Ottawa **67's** Ontario Hockey League (OHL) team and the Ottawa **Fury FC** North American Soccer League (NASL) team. The agreement includes Marley Coffee being the exclusive coffee provider at concession stands and all staff departments, along with LED signage at the Ottawa REDBLACKS and Fury FC regular season home games. Also, Marley Coffee will receive advertising on Stadium Vision at every event hosted at TD Place by the Ottawa Sports and Entertainment Group.

Recent and Upcoming Trade Show

For the few years, management has been cultivating interest in Jammin Java's brand name Marley products through **exhibitions at national and regional trade shows**. Thus far in 2014, management has attended the Fancy Foods Winter Show in San Francisco (January 19-21), the KEHE Summer Selling & Innovation Show in New Orleans (February 4-5), the UNFI East Spring Summer Show at Disney's Contemporary Resort in Lake Buena (February 13-14), the Snack & Dry Grocery EPPS in Denver (Feb 17-19), EXPO WEST Naturals in Anaheim (March 7-9), UNFI East Winter Holiday Show in Ledyard, CT (May 14-15), UNFI West Winter Holiday Show in Portland (May 29-30), the KEHE Holiday Show (June 9-11) and the 60th Fancy Foods Summer Show in NYC (June 29-July 1). The company plans to be represented at the upcoming EXPO East Naturals in Baltimore (September 17-20).

OVERVIEW

Headquartered in Denver, Jammin Java Corp. (JAMN: OTCQB) is a producer, marketer and distributor of sustainably-grown, ethically-farmed, artisan-roasted premium coffees sold under the brand name of Marley Coffee. **All the company's coffees are positioned as USDA Organic, Fair Trade Certified and/or Rainforest Alliance Certified**. The company also distributes tea and has the rights to sell coffee-related products (cups, mugs, milk steamers, grinders, brewing machines, etc.) with the Marley trademark, along with chocolates. Management is **developing deeper distribution** in the retail channels of grocery, online sales, service & hospitality, office coffee service and club stores. Currently, Marley Coffee is **available at approximately 8,000 locations**, well above FY 2014 distribution goal of having Marley products available at 6,000 venues.

Jammin Java was founded in February 2008 by Rohan Marley, son of reggae entertainer Bob Marley, as Marley Coffee Inc. Through a series of business development initiatives, Marley Coffee Inc. has been transformed into Jammin Java Corp. Rohan's vision is to produce and acquire sustainably-grown coffee and market the artesian-roasted beans under the Marley Coffee brand, which reflects the personality of Bob Marley. Rohan Marley acts as a brand ambassador for the many Marley licensed brands, including Marley Coffee. Awareness of Marley Coffee has been greatly enhanced through events celebrating new distribution opportunities where Rohan has been present. Other marketing efforts include social media (Twitter and Facebook), tradeshows, general advertising and public relations.

The company is targeting a specific market niche within the specialty gourmet coffee industry that wishes to support sustainable farming practices while enjoying premium and super-premium specialty coffees. Management's core business model involves the implementation of a multi-channel geographic penetration strategy, which entails expanding distribution both through multiple channels and through geographic expansion. The use of multiple distribution channels increases the awareness and presence of the company's coffees. Through distributors and direct relationships, Jammin Java provides organic, sustainable coffees through the channels of supermarkets, E-tailers, Office Coffee Service (OCS), independent distributors, foodservice, vending and automated retailing. Geographically, the company's operations were concentrated in the western US and western Canada until 2012, when the company entered into a multitude of relationships across the US, Canada and overseas. Sales cycles for national grocery and retail chains are very long and the efforts made to broaden distribution last year came to fruition during fiscal 2014.

Marley Coffee's strategy is to establish strong retail grocery distribution in major metropolitan areas across North America and drive consumer purchasing decisions through brand awareness, customer satisfaction by trial and consumption of Marley coffees in the office and at Kiosks. **Jammin Java coffee products are currently available at approximately 8,000 stores**, which represents approximately a 22% retail grocery market share. During the second half of fiscal 2014, the company continued to expand into new geographies and markets through increased distribution and product innovation.

Sales growth over the last two fiscal years, and especially the latest fiscal quarters, has been very robust. The company has transitioned from a development stage to an operating company. In the process, Jammin Java has reported eight consecutive quarters of triple-digit sales growth. The challenge of maintaining positive working capital during this period of rapid growth has been met by 1) equity capital financing of trade payables by Ironridge Global IV, Ltd., a firm specializing in consumer nondurable investments and which now owns a substantial equity position in Jammin Java and 2) a strategic relationship with Mother Parkers Tea and Coffee, which took an equity stake in Jammin Java and will provide marketing support for Marley Coffee.

In May 2014, Brent Toevs, CEO, issued a **Letter to Shareholders** wherein he recapped the company's accomplishments and outlined management's growth plan. **During fiscal 2015, management is concentrating on increase v**olume (which management terms turn rate or velocity) by building brand awareness (especially through promotions and trial programs), introducing new products, increasing international distribution and growing local Office Coffee Service (OCS) programs. An annual promotional calendar (for store-level discounts, in-store tastings, etc.) was established during the fourth fiscal quarter, and to-date, results have been positive. Management's overall objective is to generate organic growth which will be manifest in sequential-quarter revenue increases throughout fiscal 2015. Specifically, **management's goals** include generating **$10 million in gross revenues**, expanding distribution to **10,000 retail locations** and improving the **gross margin to 20% or above**.

Strategic Relationship with Mother Parkers

Mother Parkers Tea & Coffee Inc. is a family-owned company based in Ontario that produces Marley Coffee's RealCup single-serve capsules and is also a major food service distributor of Marley Coffee in Canada, which accounted for 20% of Jammin Java's sales in fiscal 2013.[1] Mother Parkers was instrumental in developing many Canadian relationships, and as a result, distributes Marley Coffee to Loblaw's, Sobeys (245 stores in Ontario), Metro (120 stores in Ontario), IGA (280 stores in Quebec), COOP (50 stores), ID Foods and all Bed Bath & Beyond stores in Canada. Jammin Java distributes directly to other retailers, such as London Drugs and Best Buy in Canada.

In July 2014, Mother Parkers Tea & Coffee was instrumental in expanding the distribution of Marley Coffee's RealCups with the addition of three major Canadian grocery chains, namely Loblaws, Longos and Safeway. Loblaws controls approximately 70 stores under 17 banners across Canada, but primarily in British Columbia, Ontario and Quebec, while Longos operates 25 stores in Ontario. **Safeway**, which serves western Canada with over 150 supermarkets, was acquired by Sobeys in 2013.

To further reinforce the collaboration between the two companies, **Mother Parkers took an equity stake** in Jammin Java (d/b/a Marley Coffee) during April 2014. In addition, Mother Parkers received a seat on the Advisory Board of Marley Coffee. The private offering of 7,333,529 Units provided net proceeds of **$2.5 million** to Jammin Java, which will be used fund Marley's Coffee's expansion. Each Unit consists of one share of common stock and one three-year warrant to purchase one share of common stock at $0.51135 per share. Consequently, working capital improved dramatically. More importantly, management continues to state that **anticipated working capital needs for the next 24 months should be met** through operations and funds being raised through an ongoing offering to accredited investors.

[1] Concentration of sales was not broken out by individual customers for fiscal 2014; however, in fiscal 2013, four customers accounted for 73% of net revenues (the second largest was Mother Parkers) and in fiscal 2014, three customers accounted for 57% of net revenues (one of which was Mother Parkers).

CORPORATE EVOLUTION OF JAMMIN JAVA

Jammin Java entered into an eight-year lease for 52 acres of coffee farmland in Portland, Jamaica, which is situated in the proper geographic location and altitude to be classified as Blue Mountain Coffee. The farm is owned by Rohan Marley, Chairman of Marley Coffee, Ltd, Chairman of Jammin Java and co-manager of Marley Coffee, LLC. The farm lease agreement was assigned to Marley Coffee LLC in March 2010 for a sub-license for the non-exclusive worldwide rights to use the Marley Coffee trademark, which has since been upgraded to an exclusive license.

Through the most recent licensing agreement with Fifty-Six Hope Road Music Limited (the entity that owns and controls the intellectual property rights to the Bob Marley name), Jammin Java has the exclusive, worldwide license to utilize the “Marley Coffee” trademarks. Though the company may not open retail coffee houses, the company has the right to use the trademarks not only on coffees and teas, but also for advertising and promotional materials that pertain to the sale of coffee cups, coffee mugs, coffee glasses, saucers, milk steamers, machines for brewing coffee, espresso and/or cappuccino, grinders, water treatment products, tea products, chocolate products and instant coffee products.

Marley Coffee became a publically-traded company, which was initially OTCBB listed with the symbol MYCF, through a reverse merger with publically-traded Global Electronic Recovery Corp. in March 2008. In July 2009, the company’s name was changed to Jammin Java Corp. and the stock symbol became JAMN on September 17, 2009.

Corporate Timeline

•	1999	Rohan Marley purchases 52-acre Jamaican Blue Mountain farm
•	February 5, 2008	Marley Coffee Inc. founded by Rohan Marley
•	February 25, 2008	Reverse merger with Global Electronic Recovery Corp.
•	February 25, 2008	Name changed to Marley Coffee Inc. (MYCF)
•	June 11, 2009	Marley Coffee LLC introduces 12 oz. bags of whole bean coffees
•	July 13, 2009	Name changed to Jammin Java Corp. (JAMN)
•	March 2010	Jammin Java introduces 2.2 lb. bags of whole bean Marley coffees
•	March 31, 2010	Initial non-exclusive License Agreement with Marley Coffee LLC
•	December 8, 2010	Launch corporate website at jamminjavacoffee.com
•	August 5, 2011	License Agreement amended to exclusive and expanded in scope
•	Nov. 2, 2011	Introduce 8 oz. ground bags of Marley coffees
•	May 1, 2012	Introduce Marley Coffee RealCups - compatible with Keurig's K-Cup
•	September 13, 2012	more expansive Licensed Products Agreement supersedes prior License
•	July 31, 2013	Marley Coffee available at 7,500 retail locations
•	August 1, 2013	LOI to acquire Black Rock Beverage Services (coffee svc. co. in Denver)
•	December 11, 2013	Acquire BikeCaffe Franchising Inc. (mobile coffee & snack carts)
•	June 27, 2014	Form Advisory Board to provide independent advice to the Board

In June 2014, Jammin Java formed an Advisory Board to provide non-binding strategic guidance and recommendations to the Board of Directors. The first two members are Michael Higgins (Co-CEO of Mother Parkers Tea & Coffee) and Anthony Schiano (Principal at Business Solutions International and former CEO for Giant Food Stores, a subsidiary of Royal Ahold NV). The Advisory Board will meet quarterly. Management anticipates appointing additional members of the Advisory Board as Jammin Java grows.

U.S. DISTRIBUTION

In June 2009, Marley Coffee began to offer bags of whole bean coffee, primarily online. Today, Jammin Java provides multiple formats of coffee (whole bean, ground, RealCups™, pods, fractional packages) and tea through numerous channels of distribution (grocery, online retail, office coffee services, independent distributors, foodservice, vending and automated retailing). Significant events in the development and evolution of the distribution of Marley coffees and teas include 1) the amended license agreement that consolidated all Marley Coffee and Jammin Java products under one cohesive development program (in August 2011), 2) the acceleration of the OCS effort through the distributor agreement with National Coffee Service & Vending (April 2011) and the subsequent product introductions of coffee and tea pods (April 2011), 3) the decision to market 8 oz. bags of ground coffee (November 2011) and the development of RealCups™, which began shipping in November 2012.

Having expanded geographically, management anticipates further expansion into 10,000 retail locations from the current 8,000 stores; however, the next stage of growth focuses on volume growth through promotional programs and product innovation.

Graphic Depicting Timing of Initiation of Domestic Distribution Relationships
(OCS omitted)

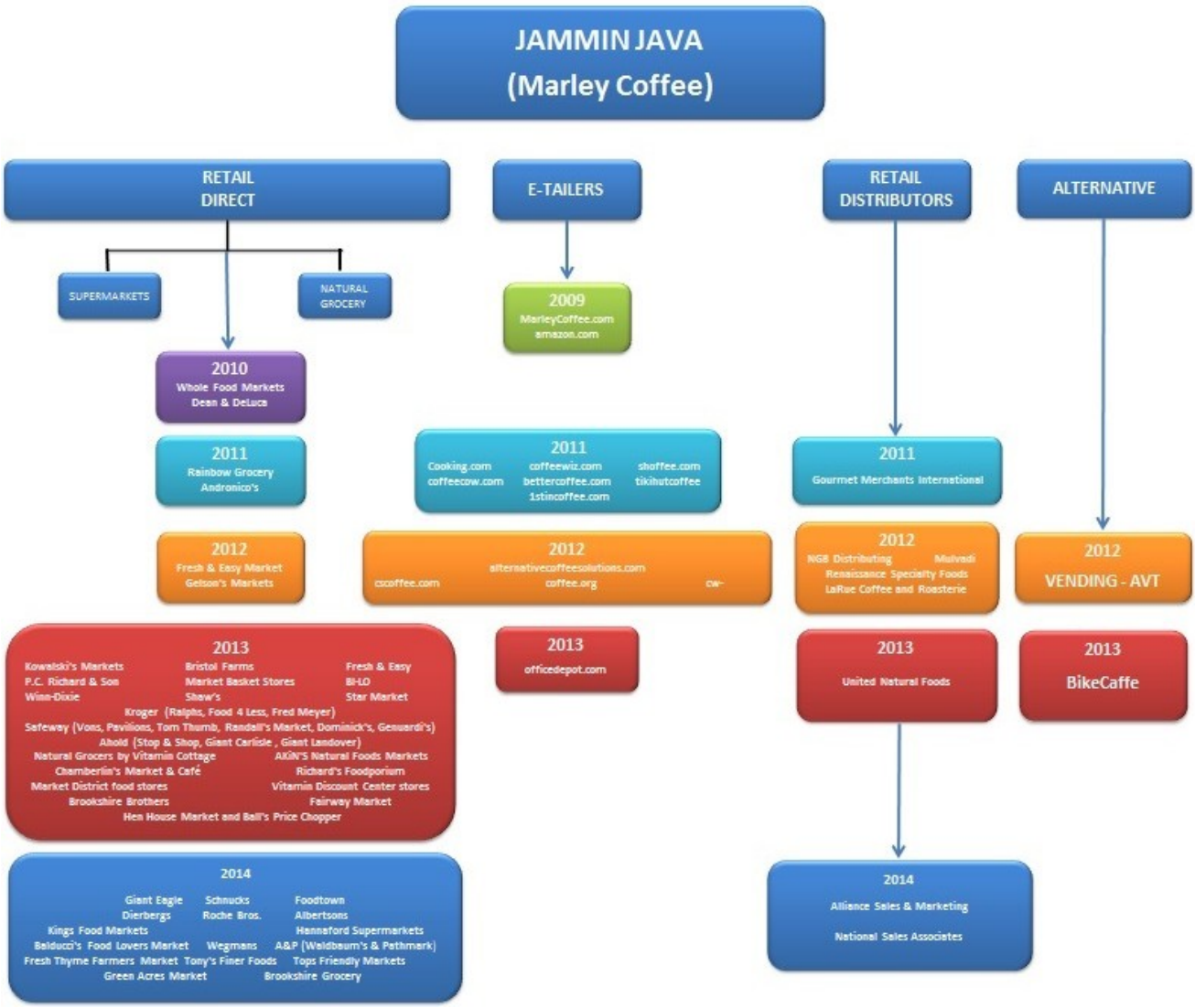

Domestic Distribution Timeline

•	June 11, 2009	Marley Coffee introduces **12 oz. bags** of 5 varieties of whole bean coffee
•	January 2, 2010	Initial distribution by **Whole Foods** in Los Angeles, Las Vegas & Canada
•	January 2, 2010	***Introduce 2.2 lb. and 12 oz. bags*** of another 3 varieties whole bean coffee
•	January 10, 2010	Marley Coffee available at **Dean & DeLuca** (NY, DC, CA, NC & KS)
•	January 13, 2011	Begin selling coffee through **Cooking.com**
•	March 31, 2011	Three Marley coffees available on **amazon.com**
•	March 16, 2011	**Gourmet Merchants International** becomes distributor in southern CA
•	March 2011	Add Internet venues of **Coffeewiz.com**, **Shoffee.com** & **Coffeecow.com**
•	April 25, 2011	**Nat'l Coffee Svc. & Vending** to supervise office & break-room initiative
•	June 16, 2011	Office Coffee Service distribution deals with **Blue Tiger Coffee** (Seattle), **Distillata** (OH) and **Good as Gold Coffee** (MA)
•	June 27, 2011	Office Coffee Service distribution deal with **BC Coffee & Supplies** (FL)
•	Nov. 2, 2011	***Introduce 8 oz. ground bags*** of Marley coffees
•	Nov. 30, 2011	Available in **Rainbow Grocery** (San Francisco) & **Andronico's** (Berkeley)
•	Dec. 6, 2011	Marley coffees available at **Whole Foods Market Colfax** (CO)
•	Feb. 16, 2012	Add distributors of **NGB Distributing** (PA, NJ, DE & MD) and **Mulvadi** (HI)
•	April 2, 2012	Distribution agreement with **Renaissance Specialty Foods** (northern CA)
•	April 19, 2012	License partnership agreement with **AVT** for **360 Automated Kiosks**
•	April 25, 2012	Agreement with **Seaga Manufacturing** for **OCS Vending Machines**
•	April 25, 2012	Partnership agreement with **BikeCaffe** for **coffee service by bike**
•	May 1, 2012	**Introduce Marley Coffee RealCups** - compatible with Keurig's K-Cup
•	May 31, 2012	Available in **Fresh & Easy Neighborhood Market** (CA, AZ & NV)
•	July 2012	Distribution agreement with **LaRue Coffee and Roasterie** (NB, CO, KS)
•	July 31, 2012	Available in **Gelson's Markets** (southern CA)
•	Feb. 14, 2013	Available at **Kowalski's Markets** (MN) & **Bristol Farms** (CA)
•	March 4, 2013	Marley RealCups available at **Office Depot** throughout North America
•	April 1, 2013	Marley RealCups available in **P.C. Richard & Son** (NY, NJ, CT & PA)
•	April 26, 2013	Marley RealCups available at all 69 **Market Basket Stores** (NH & MA)
•	June 2, 2013	Marley RealCups available in **Kroger** nationwide (includes Ralphs, Food 4 Less and Fred Meyer)
•	June 3, 2013	Marley 8 oz. bags available in **Fresh & Easy** (AZ, CA & NV)
•	June 5, 2013	Distribution by **United Natural Foods** across United States
•	June 11, 2013	Marley RealCups available in **BI-LO** and **Winn-Dixie**
•	June 19, 2013	Marley RealCups available in **Shaw's** (New England) and **Star Market**
•	August 16, 2013	Marley RealCups available in **Ahold**'s key supermarket chains (including Stop & Shop, Giant Carlisle and Giant Landover)
•	August 21, 2013	Marley coffee bags and RealCups available in **Safeway** (includes Vons, Pavilions, Tom Thumb, Randall's Market, Dominick's and Genuardi's)
•	October 15, 2013	Marley coffees to be available at all 73 locations of **Natural Grocers by Vitamin Cottage** (western U.S.)
•	October 17, 2013	Marley Coffee RealCups and 8 oz. bags to be available at **AKiN'S** Natural Foods Markets (southwest U.S.) and **Chamberlin's Market & Café** (FL)
•	October 17, 2013	Marley Coffee RealCups to be available **Richard's Foodporium** (FL)
•	October 24, 2013	Marley Coffee RealCups and 8 oz. bags to be available at **Market District** food stores (PA OH), **Vitamin Discount Center** stores (FL), **Brookshire Brothers** (TX) and **Hen House Market** & **Ball's Price Chopper** (KS, MO)
•	Dec. 12, 2013	Marley Coffee RealCups available at **Fairway Market** stores (NYC)
•	January 27, 2014	Marley Coffee RealCups to be available at **Giant Eagle** (PA, OH, WV, MD)
•	February 19, 2014	Marley Coffee begins utilizing distribution services of **Alliance Sales & Marketing** and **National Sales Associates**
•	March 5, 2014	Marley Coffee RealCups available at up to 40 of **Schnucks** 100+ locations
•	March 25, 2014	Marley Coffee available at **Kings Food Markets** (NJ, NY & CT)
•	March 5, 2014	Marley Coffee RealCups available at **A&P** (125 locations in NYC & NJ)

- March 5, 2014 Marley Coffee available at **Foodtown** (59 stores in NY, NJ and PA)
- March 5, 2014 Marley Coffee RealCups available at **Dierbergs** (St. Louis area)
- March 5, 2014 Marley Coffee available at **Hannaford Supermarkets** (New England)
- June 5, 2014 Marley Coffee available at **Roche Bros.** (MA), **Fresh Thyme Farmers Market** (IL) and **Tony's Finer Foods** (IL)
- June 12, 2014 Marley Coffee available at 86 locations of **Albertsons** in TX, LA and AK
- June 29, 2014 Marley Coffee RealCups available at **Tops Friendly Markets** (upstate NY)
- August 19, 2014 Marley Coffee at **Wegmans** (MD, MA, NJ, NY, PA & VA), **Green Acres Market** (MI & OK) and **Brookshire Grocery** (TX)

SPONSORSHIP AGREEMENTS

Marley Coffee has forged strategic sponsorship agreements to enhance brand exposure in several sports venues. Not only does Marley Coffee have signage at the locations, but also will be the coffee provider during the games, often on an exclusive basis. Agreements have been signed at the home venues of the Denver Broncos football team (Sports Authority Field at Mile High Stadium), Colorado Rockies baseball team (Coors Field), Colorado Rapids soccer team (Dick's Sporting Goods Park) and the Ottawa REDBLACKS CFL, the Ottawa 67's OHL and the Ottawa Fury FC NASL teams (the latter three at TD Place in Ottawa). Marley Coffee is headquartered in Denver. Management’s connections with Ottawa include Rohan Marley (Chairman) having played professional football for the Ottawa Rough Riders at Lansdowne Park (now TD Place) and Brent Toevs (CEO) being an Ottawa native and long-time Rough Riders season ticket holder.

On September 5, 2013, Marley Coffee entered into a two-year strategic partnership with the Denver Broncos Football Club. During the 2013 and 2014 NFL seasons, Marley Coffee will receive advertising time on the Stadium Vision electronic signage system during every Broncos home game. In addition, Marley Coffee RealCups will be available within the suites at Sports Authority Field at Mile High.

In March 2014, Marley Coffee entered into a **five-year partnership contract** with the **Colorado Rockies**. The partnership platform includes Marley Coffee being the exclusive coffee provider at concession stands, suites, restaurants, cafés and the clubhouse in Coors Field, along with being designated as a "Proud Coffee Partner of the Colorado Rockies." Not only does the Marley Coffee logo appear on co-branded coffee & hot chocolate cups, but also Marley Coffee has signage along the left field line and a presence on menu boards throughout the stadium. At every home game, additional brand exposure will come from a full-page color advertisement in the Rockies Magazine and a main scoreboard matrix announcement.

On May 12, 2014, Marley Coffee announced the signing a **five-year partnership contract** with the **Colorado Rapids**, Denver’s Major League Soccer club. Marley Coffee is now the exclusive coffee served at Dick's Sporting Goods Park and the designated Official Coffee of the Colorado Rapids. Marley Coffee will be served at concession stands, suites and the Restaurant Club. Also large, static advertising sign will be located on the concourse, and at some home games, Marley Coffee BikeCaffes will be stationed outside the stadium.

On August 28, 2014, Marley Coffee announced the signing of a **two-year partnership contract** with the Ottawa Sports and Entertainment Group to be the exclusive coffee provider at **TD Place** in Ottawa. TD Place is the home of the Ottawa **REDBLACKS** Canadian Football League (CFL) team, the Ottawa **67's** Ontario Hockey League (OHL) team and the Ottawa **Fury FC** North American Soccer League (NASL) team. The agreement includes Marley Coffee being the exclusive coffee provider at concession stands and all staff departments, along with LED signage at the Ottawa REDBLACKS and Fury FC regular season home games. Also, Marley Coffee will receive advertising on Stadium Vision at every event hosted at TD Place by the Ottawa Sports and Entertainment Group.

PRODUCTS

Jammin Java offers a portfolio of coffee and tea products that overtime has expanded both by new product introductions and by format. Initially offered only in bags of whole beans, the form of coffee products has been augmented by developing single-serve pods, fractional packages and RealCups™, along with the introduction of ground coffee in bags. In addition, package sizing has been improved to better target specific distribution channels and to enhance merchandising effectiveness. All Marley coffees are composed of quality Arabica coffee beans that are organically grown and ethically farmed.

During the summer of 2011, a significant catalyst would jump start the growth of Marley Coffee through the introduction of variety of new products and development of traditional and innovative distribution channels. On August 8, 2011, it was announced that the licensing agreement between Jammin Java and Marley LLC had been amended. Prior to this date, Marley Coffee LLC was responsible for retail, grocery and online distribution while Jammin Java concentrated on the OCS and wholesale markets. The amended license consolidated all distribution channels under Jammin Java and expanded the product breadth to include ready-to-drink coffee drinks, teas, chocolates and coffee-related equipment (e.g. machines and grinders). Also, under the terms of the amended license, Jammin Java Corp. could now conduct business as Marley Coffee in order to reduce confusion in the marketplace. Within a couple of months, the OCS and foodservice product lines were revamped. By October, internet web sites like Cooking.com and amazon.com were selling the **new pods** in 15-count and 18-count boxes, along with **newly designed 2.5 oz. fractional** portion packages of ground coffee and tea. The products are available through many OSC providers on their websites too.

Product Timeline

•	June 11, 2009	Marley Coffee LLC introduces **12 oz. bags** of *Mystic Morning* Wake Up, *Simmer Down*, *One Love*, *Lively Up!* and *Jammin Java* (all whole bean)
•	December 2010	Marley Coffee LLC introduces *Talkin' Blues* (100% Jamaica Blue Mountain)
•	March 2011	Jammin Java introduces **2.2 lb. (1 kg.) bags** and **2.5 oz. (71 g.) fractional packages** of ground coffee of *Lion's Blend*, *Kingston City Roast* and *Mountain Roast* for OSC and foodservice channels
•	April 2011	Introduce *Buffalo Soldier* and discontinue *Jammin Java* Bold Full City Roast
•	April 27, 2011	Introduce ***single-serve pods*** at NAMA OneShow
•	June 2011	Introduce *Top Rankin* (100% Jamaica Grade 1 beans)
•	August 8, 2011	All Marley Coffee brands consolidated under Jammin Java
•	October 2011	Introduce *Get Up, Stand Up*
•	October 2011	Single-serve pods available on Cooking.com and amazon.com
•	Nov. 2, 2011	Introduce ***8 oz. bags of ground coffee***
•	Late 2011	Introduce 2 lb. bags and discontinue 2.2 lb. bags
•	May 1, 2012	Introduce ***RealCups***™ at NAMA OneShow
•	Sept. 16, 2012	Two patents expire on Green Mountain Coffee's K-Cups
•	November 2012	Marley Coffee RealCups™ begin shipping
•	August 16, 2013	Garden of Life launches Marley Coffee flavored Raw Protein Raw Meal
•	Sept. 6, 2013	Introduce ***Marley Coffee Espresso Capsules*** for Martello Cafe Machines
•	October 2, 2013	Introduce ***Smile Jamaica*** (Jamaican Blue Mountain coffee blend)
•	March 2014	Introduce ***Catch a Fire*** and ***Spiced Root Rum***
•	August 29, 2014	Agreement for availability with **Bevyz** single-serve, multi-drink system

By November, Jammin Java **launched a product line of ground coffee** for the retail grocery market. The certified organic coffees of *Mystic Morning*, *Lively Up!*, *One Love*, *Simmer Down*, *Buffalo Soldier* and *Get Up Stand Up* became available in **8 oz. bags** of pre-ground coffee. Not only did the addressable market dramatically increase since the ground market is approximately three times larger than the whole bean market in the U.S., but also the package sizes were realigned to 8 oz. and **2 lb. bags**. Prior to this announcement, Marley coffees had been only in the formats of whole bean, pods and individual fractional packs of pre-ground coffee.



In a **milestone event**, on May 1, 2012, Jammin Java expanded into the single-serve arena with the announcement of Marley Coffee single-serve **RealCups**™, a new line of coffee and tea products compatible with Keurig K-Cup brewer systems. Again, the addressable market radically increased to tremendous opportunities, especially in the retail and office coffee service (OCS) distribution channels. The proliferation of Keurig K-cup machines and other Keurig compatible brewers that brew single-serve beverages was an important driver of the growth in premium coffee consumption over the last five years. Two months after Green Mountain Coffee's K-Cup patents expired in September, Marley Coffee RealCups began shipping in four varieties (*One Love*, *Lively Up, Talkin' Blues and Get Up, Stand Up*) in an assortment of counts (12-count & 24-count boxes, and 36-count variety packs). The response to the introduction of Real Cups was overwhelming with over 500,000 RealCups being shipping during the first month of distributing the single-serve product. Many subsequent retail and OSC relationships were subsequently announced.



Jammin Java / Marley Coffee offers 8.0 oz. (retail) and 2 lb. (food service) whole bean and ground coffee bags of *Mystic Morning*, *Lion's Blend*, *Buffalo Soldier*, *Kingston City Roast*, *Lively Up, Simmer Down and Get Up Stand Up*. Also, three single-source coffees are offered: *One Love* (Ethiopian Yirgacheffe), *Talkin Blues* (100% Jamaica Blue Mountain) and *Top Rankin (*100% Grade 1 Jamaica Blue Mountain).

Recent new product introductions include ***Smile Jamaica***, a blend of 20% Jamaican Blue Mountain and 80% of Rainforest Alliance Certified coffee, **Rainforest Alliance Certified versions** of *Buffalo Soldier* and *Mystic Morning* and *Smile Jamaica*, along with two new flavor blends in the RealCup format: ***Catch a Fire*** (Jamaican chili flavor) and ***Spiced Root Rum*** (Jamaican rum flavor).

Marley Coffee is expected to be available in Keurig Green Mountain **K2.0-compatible** RealCups, which will enable Marley Coffee to be used with the future Keurig Green Mountain K2.0 brewer platform. In addition, management anticipates that Marley Coffee will be available with recyclable EcoCups in the first half of 2015.

The Sustainable Philosophy Conveyed by the Marley Brand

Though almost all consumer packaged goods companies pay lip service to sustainability with initiatives designed to invoke demand for products based on green credentials, consumers are both overwhelmed by the multitude of sustainability stamps of approval and also wary of the genuineness of intent espoused by these companies. Jammin Java was founded on the principle of **sustainability**, which is specifically related to the company's natal event when Rohan Marley acquired a property in the Blue Mountain region of Jamaica. His father's dream of farming and Rohan's passionate interviews convey that Marley Coffee is built upon the philosophy of providing socially and environmentally responsible products. Consumers should have no doubt that sustainability is integrated into every aspect of Marley Coffee's business.









Marley Coffee is committed to supporting sustainable and organic farming practices, along with the ethical responsibility to support coffee-growing communities worldwide. The company's products are labeled with at least one of the following: USDA Organic, Fair Trade Certified and/or ITAL. Each has different connotations.

INSIDER TRADING AND OWNERSHIP

Corporate insiders own 14.4% of the outstanding common stock. Rohan Marley (Chairman of the Board) beneficially controls 13,952,955 shares, Brent Toevs (CEO) 777,118 shares and Anh Tran (President) 1,825,765 shares. Over the last three months, Rohan Marley sold 1,025,000 shares while Brent Toevs and Anh Tran have maintained their holdings.

Institutional investors own 21.8% of the shares outstanding of Jammin Java Corporation as of the end of the latest reporting period, with Ironridge Global IV, Ltd. holding at least 11,443,363 shares, Mother Parkers Tea & Coffee owning 7,333,529 shares and Straight Path Capital holding 6,250,000 shares. Ironridge and Mother Parkers are strategic investors in Jammin Java. Ironridge acquired its position through the receipt of shares through the exchange of trade payables (cost of goods sold) that the company has incurred during the recent rapid expansion of distribution, while Mother Parkers made a direct equity investment in Jammin Java.

RISKS

- Jammin Java has creatively funded the company's operations and rapid distribution growth through the issuance of common shares in consideration for services rendered and accrual of salaries for several of officers and employees. In prior filings, management indicated its plan to transition from equity-based compensation to cash compensation in fiscal 2015; however, management now plans to continue this practice during the current fiscal year. All told, common stock was used in lieu of cash to satisfy expenses of $2,110,826 in fiscal 2014 and $2,375,156 in fiscal 2013. Nonetheless, successful companies in the consumer staples sector generate strong cash flow once a critical mass of shelf space is attained. Knowledgeable executives at two companies closely attuned to the coffee beverage industry (Ironridge Global IV and Mother Parkers Tea & Coffee) have decided to take sizable equity positions in Jammin Java. Obviously, these industry professionals believe in Jammin

Java's future and are helping funding the distribution channel growth of this nascent beverage company. Importantly, management continues to state that anticipated working capital needs for the next 24 months should be met through operations and funds being raised through an ongoing offering.

- Analysis of fourth fiscal quarter financial results is perplexing. Since fourth fiscal quarter results were not separately broken out (a common occurrence) and not discussed in the company's MD&A (a less common occurrence), one must back into the quarter's results by subtracting the results of the first three quarters from year-end results. Under this procedure, net revenues appear to have declined 53.1% sequentially. On one hand, in the prior fiscal year, the fourth fiscal quarter of 2013 was also weak, declining 23.3% sequentially, indicating a potential seasonality in the company's business. Alternatively, the extremely competitive pricing environment in the retail coffee industry may be affecting results. Management did indicate that a shortage of Jamaican Blue Mountain beans (due to Hurricane Sandy and coffee leaf rust) reduced production by approximately 40% and a slow recovery is expected until 2016. The limited supply of Jamaican Blue Mountain beans hampered Jammin Java's growth in fiscal 2014. In addition, the dramatic sequential increase in Cost of Goods Sold in the fourth fiscal quarter of 2014 accompanied by gross margin compression for fiscal year was indicative of year-end accounting adjustments appearing in the last quarter of the year. Management relates that fiscal fourth quarter numbers reflected aggregate adjustments made throughout the year for manufacturer allowances, shelf slotting fees, discounts and promotions. As these accounts mature, management expects the gross margin to return to 20%+ in fiscal 2015. It will be important to closely monitor the revenue growth and the gross margin in the upcoming quarters in order to better ascertain the company's top-line growth potential and gross margin structure. In the first quarter of fiscal 2015, the company's gross margin was 21.3%.

VALUATION

Generally, the appropriate valuation methodology for consumer non-durable companies is based on P/E (Price/Earnings) reflecting the sector's characteristics of profitability and cash flow generation. However, Jammin Java is in the emerging growth phase of its corporate history and is still in the early stage of establishing its grocery store distribution footprint. With the majority of locations of availability in the grocery channel having been announced in the last nine months, the full potential and financial impact of management's distribution strategy has yet to be observed financially.

The appropriate **valuation methodology** for Jammin Java is based on **price-to-sales** (P/S) due the character of the company's enterprise, namely a small-capitalization company, currently with negative profitability, but with an expected sales profile that should continue to grow rapidly as the company's coffee products begin to appear on grocery shelves and the OCS channel increases brand awareness. Price-to-sales valuation incorporates the company's ability to generate revenues with the expectation that ultimately the growing revenue stream will manifest itself into positive earnings when the break-even point is surpassed.

Jammin Java's revenue profile is expected to continue experiencing rapid growth since the significant distribution agreements with the major grocery chains of Safeway and Kroger are relatively recent.
In the valuation process, it is important to incorporate a mechanism which takes into account that Jammin Java has experienced **triple-digit revenue growth**. Comparable companies should share this same fundamental attribute of revenue growth. Regretfully, smaller, rapidly-growing coffee companies cannot be valued currently since they have been acquired, namely Diedrich Coffee, Timothy's Coffees, Tully's Coffee, D.E Master Blenders (Douwe Egberts), Caribou Coffee, etc. It is typical for the price-to-sales multiples of young firms that appear to have vast potential to be well above those of moderately growing companies, sometimes expanding well above 30 times trailing twelve-month (TTM) sales. Therefore, Jammin Java's current P/S ratio of 4.3 based on TTM revenues is not disconcerting.

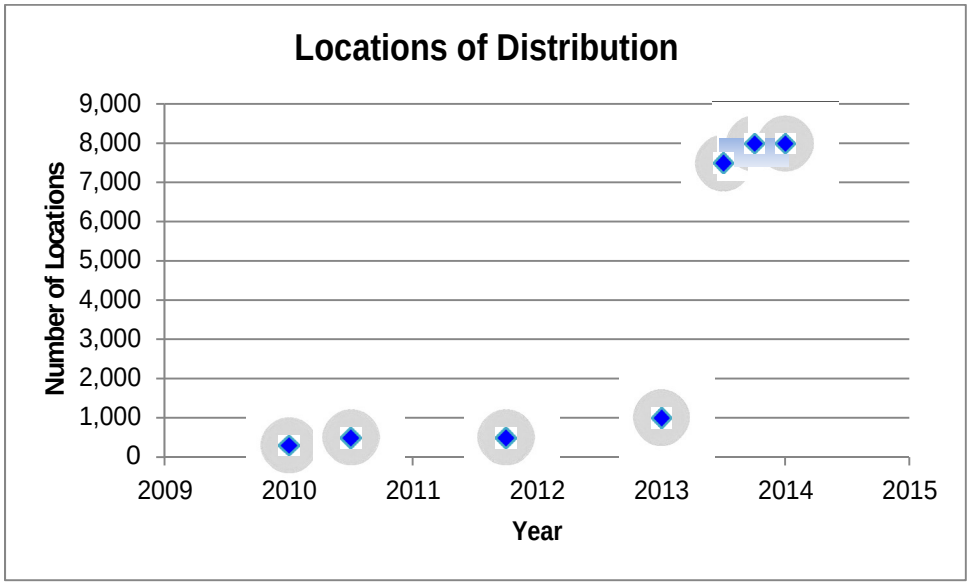

The P/S valuation range for comparable coffee-related companies with moderately growing sales profiles (relative to Jammin Java) is between 3.5 and 6.3 times TTM revenues with a mean P/S valuation of 4.6 times, namely Starbucks, Green Mountain Coffee Roasters, Dunkin Brands and Tim Hortons.

Industry Comparables	**% Chg YTD**	**P/E Current FY**	**EPS Growth 5Yr Est**	**TTM Price/ Book**	**TTM Price/ Sales**	**TTM Gross Margin**
JAMMIN JAVA CORP.	-27.1	N/M	20.0	7.6	4.3	14.9%
S&P 500	8.4	17.1	10.8	4.6	3.3	N/A
Industry Mean	14.5	24.1	13.2	10.2	4.6	46.0%
Industry Median	1.3	21.0	10.2	10.8	4.2	37.3%
KEURIG GREEN MTN.	76.5	35.0	16.2	6.3	4.8	37.2%
STARBUCKS CORP.	-0.7	29.0	18.0	11.6	3.6	57.1%
DUNKIN BRANDS	-9.7	24.8	14.8	12.7	6.3	81.6%
TIM HORTONS INC.	37.8	26.8	10.6	10.0	3.5	39.4%

Since Jammin Java has the potential and is expected to generate meaningful increased revenues over the upcoming quarters, our price target is based on a price-to-sales ratio valuation **using estimated forward revenues**. Given the company's exposure to the attractive premium coffee industry, extremely strong revenue growth exhibited by reported financial results and rapidly growing grocery-store presence, we are projecting TTM revenues of $12.9 million through April 2015. Based on evaluating current price-to-sales multiples of comparable companies within the industry and an expectation that Jammin Java will be valued at **4.4 times** projected TTM sales, our **target** for Jammin Java is **$0.49**.

The valuation process for small and mid-cap companies is also dependent upon profiling the potential level of a specific company's profitability through gross margin analysis, and then applying that input to help verify the price-to-sales valuation methodology. Analyzing a company's level of profitability is often the most important aspect of equity valuation analysis. Utilizing the gross margin, which takes into account the company's structural costs, it should be noted that JAMN's gross margin is almost at the industry comparable median and is still expanding. Fundamentally, the company's new distribution

opportunities are skewed towards RealCups (and in the future EcoCups), which have higher gross margins than whole bean or ground coffee products.

Industry comparables should be carefully chosen such that the character of revenues and the related profitability are similar. Accordingly, coffee-related companies with low gross margins ought to be avoided, along with firms whose coffee operations do not generate at least half the company's revenues.

BALANCE SHEET &PROJECTED INCOME STATEMENT

JAMMIN JAVA CORP.

Year ending January 31	1/31/2010	1/31/2011	1/31/2012	1/31/2013	1/31/2014	4/31/2014
ASSETS						
Cash	27,513	2,467	835,878	0	857,122	2,418,177
Restricted cash	-	-	-	65,382	-	-
Accounts receivable	0	0	34,782	415,721	1,085,947	1,476,56
Notes receivable -related party	0	0	0	0	2,724	2,724
Inventory	0	0	0	0	354,932	114,988
Prepaid expenses	0	218,163	144,726	173,264	1,163,914	132,885
Other current assets	0	0	41,560	24,387	41,430	48,51
Total Current Assets	**27,513**	**220,630**	**1,056,946**	**678,754**	**3,506,069**	**4,193,85**
Property and equipment, net	1,294	555	9,903	19,705	440,194	430,646
License agreement	0	640,000	766,000	705,667	657,00	644,834
Intangible assets	-	-	-	-	47,525	46,27
Deferred financing costs	0	0	0	43,490	0	0
Other assets	0	0	0	0	15,716	21,31
Goodwill	-	-	-	-	88,162	88,16
TOTAL ASSETS	**28,807**	**861,185**	**1,832,849**	**1,447,61**	**4,754,66**	**5,425,09**
Liabilities and Stockholders' Equity						
Accounts payable	6,973	24,061	22,48	762,663	1,181,510	523,542
Payable to Ironridge in common shares	-	-	-	-	369,589	-
Accounts payable- related party				2,258	0	0
Accrued expenses	0	0	14,723	92,586	123,856	106,711
Accrued royalty & other exp. - related party				30,073	219,799	212,566
Bank Overdraft				8,931	0	0
Notes payable - related party	37,911	47,936	51,275	9,454	0	0
Secured promissory note, net	0	0	0	320,075	0	0
Notes payable - current	0	0	0	0	4,965	0
Derivative liability	0	0	0	120,006	0	0
Total Current Liabilities	**44,884**	**71,997**	**88,483**	**1,346,046**	**1,899,71**	**842,819**
TOTAL LIABILITIES	**44,884**	**71,997**	**88,483**	**1,346,046**	**1,899,71**	**842,819**
Common stock	98,910	69,29	76,74	79,377	103,166	114,390
Shares due from Ironridge	0	0	0	0	0	0
Additional paid-in-capital	358,604	1,294,717	4,708,487	7,081,011	16,514,630	20,143,919
Subscription receivable	(50,000)	-	-	-	-	-
Accumulated deficit	(423,591)	(574,826)	(3,040,865)	(7,058,818	(13,762,848)	(15,676,03
Total Stockholders' Equity	(16,077)	789,188	**1,744,366**	**101,570**	**2,854,948**	**4,582,27**
TOTAL LIABILITIES & STOCKHOLDERS' EQUITY	**28,807**	**861,185**	**1,832,849**	**1,447,61**	**4,754,66**	**5,425,09**
Shares outstanding	98,910,594	69,297,650	76,744,15	79,373,54	104,085,210	114,548,17

JAMMIN JAVA CORP.

Income Statement	FY	1Q	2Q	3Q	4Q	FY
	FY 2011	FY2012	FY201	FY2012	FY2012	FY 2012
Period ending	1/31/2011	4/30/2011	7/31/2011	10/31/2011	1/31/2012	1/31/2012
Revenue	**1,037**	27,955	43,742	126,786	204,215	**402,698**
Cost of sales:						
Cost of sales products	1,691	23,184	46,291	96,231	174,689	340,395
Total cost of sales	1,691	23,184	46,291	96,231	174,689	340,395
Gross Income	**(654)**	4,771	(2,549)	30,555	29,526	**62,303**
Operating Expenses:						
Compensation and benefits		0	0	478,999	460,318	939,317
Selling and marketing		19,870	50,353	60,572	91,093	221,888
General and administrative	150,581	165,918	432,159	386,492	384,803	1,369,372
Farming cost	-	-	-	-	-	-
Impairment of property and equipment	-	-	-	-	-	-
Impairment of license	0	0	0	0	0	0
Total operating expenses	150,581	185,788	482,512	926,063	936,214	2,530,577
Other income (expense):						
Interest income	0	(34)	970	940	598	2,474
Interest (expense)	0	0	(69)	(68)	(102)	(239)
Other expense	0	0	0	0	0	0
Total other income (expense)	0	(34)	901	872	496	2,235
Net Income (Loss)	**(151,235)**	(181,051)	(484,160)	(894,636)	(906,192)	**(2,466,039)**
Net loss per share:						
Basic and diluted loss per share	(0.00)	(0.00)	(0.01)	(0.01)	(0.01)	(0.03)
Wgted avg. shares - basic & diluted	95,508,310	69,654,925	74,275,802	76,744,150	76,744,150	74,393,386
Gross Margin	N/M	17.1%	-5.8%	24.1%	14.5%	15.5%

Income Statement	FY	1Q	2Q	3Q	4Q	FY
	FY 2012	FY2013	FY201	FY2013	FY2013	FY 2013
Period ending	1/31/2012	4/30/2012	7/31/2012	10/31/2012	1/31/2013	1/31/2013
Revenue	**402,698**	309,614	559,485	536,055	411,278	**1,816,432**
Cost of sales:						
Cost of sales products	340,395	234,533	492,728	382,741	324,216	1,434,218
Total cost of sales	340,395	234,533	492,728	382,741	324,216	1,434,218
Gross Income	**62,303**	75,081	66,757	153,314	87,062	**382,214**
Operating Expenses:						
Compensation and benefits	939,317	575,663	635,066	567,668	659,389	2,437,786
Selling and marketing	221,888	177,778	124,994	191,566	(232,108)	262,230
General and administrative	1,369,372	216,060	277,712	237,774	731,965	1,463,511
Farming cost	-	-	-	-	-	-
Impairment of property and equipment	-	-	-	-	-	-
Impairment of license	0	0	0	36,000	0	36,000
Total operating expenses	2,530,577	969,501	1,037,772	1,033,008	1,159,246	4,199,527
Other income (expense):						
Interest income	2,474	310	103	48	(461)	0
Interest (expense)	(239)	(69)	(15,320)	(53,896)	(80,895)	(150,180)
Other expense	0	0	0	(11,200)	(39,260)	(50,460)
Total other income (expense)	2,235	241	(15,217)	(65,048)	(120,616)	(200,640)
Net Income (Loss)	**(2,466,039)**	(894,179)	(986,232)	(944,742)	(1,192,800)	**(4,017,953)**
Net loss per share:						
Basic and diluted loss per share	(0.03)	(0.01)	(0.01)	(0.01)	(0.02)	(0.05)
Wgted avg. shares - basic & diluted	74,393,386	76,744,150	76,744,150	77,618,723	78,500,000	77,338,169
Gross Margin	15.5%	24.2%	11.9%	28.6%	21.2%	21.0%

JAMMIN JAVA CORP.

Income Statement	FY	1Q	2Q	3Q	4Q	FY
	FY 2013	FY2014	FY201	FY2014	FY2014	FY 2014
Period ending	1/31/2013	4/30/2013	7/31/2013	10/31/2013	1/31/2014	1/31/2014
Net Revenue	**1,816,432**	817,049	1,605,438	2,193,118	1,028,606	**5,644,211**
Cost of sales:						
Cost of sales products	1,434,218	318,161	1,133,359	1,382,067	2,106,959	4,940,546
Total cost of sales	1,434,218	318,161	1,133,359	1,382,067	2,106,959	4,940,546
Gross Income	**382,214**	498,888	472,079	811,051	(1,078,353)	**703,665**
Operating Expenses:						
Compensation and benefits	2,437,786	275,157	411,996	686,241	925,557	2,298,951
Selling and marketing	262,230	168,243	37,719	15,777	42,542	182,251
General and administrative	1,463,511	369,772	416,946	758,635	1,135,102	2,762,485
Farming cost	-	-	-	-	-	-
Impairment of property and equipment	-	-	-	-	-	-
Impairment of license	36,000	0	0	0	0	0
Total operating expenses	4,199,527	813,172	866,661	1,460,653	2,103,201	5,243,687
Other income (expense):						
Interest income	0	0	0	0	0	0
Interest (expense)	(150,180)	(107,498)	(1,176)	(244)	494	(108,424)
Other income (expense)	(50,460)	3,135	(319,321)	(728,705)	(1,010,693)	(2,055,584)
Total other income (expense)	(200,640)	(104,363)	(320,497)	(728,949)	(1,010,199)	(2,164,008)
Net Income (Loss)	**(4,017,953)**	(418,647)	(715,079)	(1,378,551)	(4,191,753)	**(6,704,030)**
Net loss per share:						
Basic and diluted loss per share	(0.05)	(0.00)	(0.01)	(0.01)	(0.04)	(0.07)
Wgted avg. shares - basic & diluted	77,338,169	83,903,387	90,108,517	96,466,602	103,766,462	93,430,025
Gross Margin	21.0%	61.1%	29.4%	37.0%	-104.8%	12.5%

Income Statement	FY	1Q	2Q E	3Q E	4Q E	FY
	FY 2014	FY 201	FY 2015	FY 2015	FY 201	FY 2015 E
Period ending	1/31/2014	4/30/2014	7/31/2014	10/31/2014	1/31/2015	1/31/2015
Net Revenue	**5,644,211**	2,121,121	2,731,000	3,019,000	3,393,000	**11,264,121**
Cost of sales:						
Cost of sales products	4,940,546	1,668,376	2,101,652	2,271,960	2,495,734	8,537,722
Total cost of sales	4,940,546	1,668,376	2,101,652	2,271,960	2,495,734	8,537,722
Gross Income	**703,665**	452,745	629,348	747,040	897,266	**2,726,399**
Operating Expenses:						
Compensation and benefits	2,298,951	1,132,148	1,166,112	1,201,096	1,237,129	4,736,485
Selling and marketing	182,251	822,773	81,930	84,532	91,611	1,080,846
General and administrative	2,762,485	780,600	950,423	929,891	909,368	3,570,282
Farming cost	-	-	-	-	-	-
Impairment of property and equipment	-	-	-	-	-	-
Impairment of license	0	0	0	0	0	0
Total operating expenses	5,243,687	2,735,521	2,198,466	2,215,519	2,238,108	9,387,613
Other income (expense):						
Interest income	0	0	0	0	0	0
Interest (expense)	(108,424)	(437)	0	(15,000)	(25,000)	(40,437)
Other income (expense)	(2,055,584)	370,024	0	0	0	370,024
Total other income (expense)	(2,164,008)	369,587	0	(15,000)	(25,000)	329,587
Net Income (Loss)	(6,704,030)	(1,913,189)	(1,569,118)	(1,483,479)	(1,365,842)	**(6,331,628)**
Net loss per share:						
Basic and diluted loss per share	(0.07)	(0.02)	(0.01)	(0.01)	(0.01)	(0.06)
Wgted avg. shares - basic & diluted	93,430,025	105,390,682	114,548,177	116,548,177	118,548,177	113,758,803
Gross Margin	12.5%	21.3%	23.0%	24.7%	26.4%	24.2%

HISTORICAL ZACKS RECOMMENDATIONS

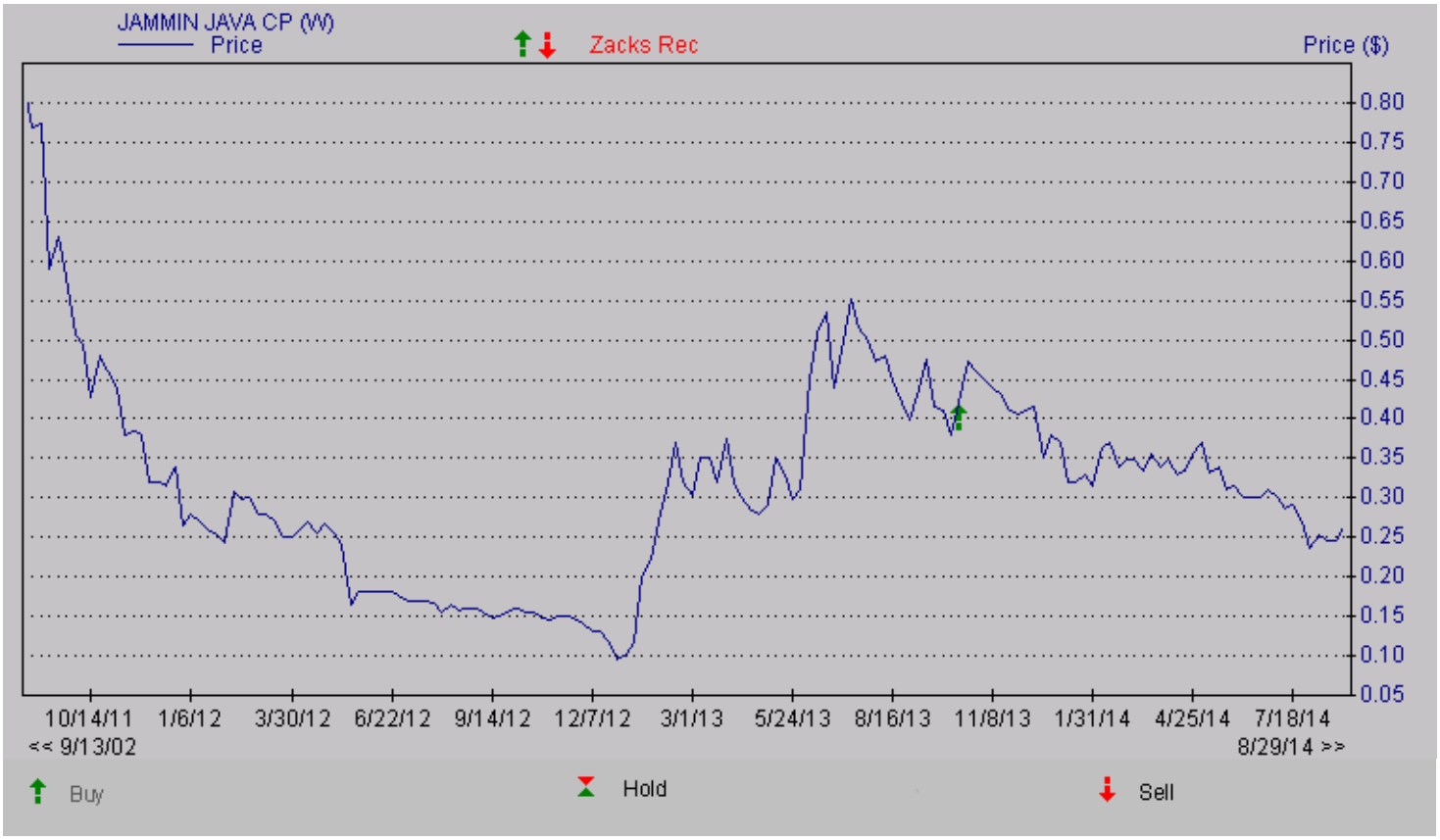

DISCLOSURES

The following disclosures relate to relationships between Zacks Small-Cap Research ("Zacks SCR"), a division of Zacks Investment Research ("ZIR"), and the issuers covered by the Zacks SCR Analysts in the Small-Cap Universe.

ANALYST DISCLOSURES

I, Steven Ralston, CFA, hereby certify that the view expressed in this research report accurately reflect my personal views about the subject securities and issuers. I also certify that no part of my compensation was, is, or will be, directly or indirectly, related to the recommendations or views expressed in this research report. I believe the information used for the creation of this report has been obtained from sources I considered to be reliable, but I can neither guarantee nor represent the completeness or accuracy of the information herewith. Such information and the opinions expressed are subject to change without notice.

INVESMENT BANKING, REFERRALS, AND FEES FOR SERVICE

Zacks SCR does not provide nor has received compensation for investment banking services on the securities covered in this report. Zacks SCR does not expect to receive compensation for investment banking services on the Small-Cap Universe. Zacks SCR may seek to provide referrals for a fee to investment banks. Zacks & Co., a separate legal entity from ZIR, is, among others, one of these investment banks. Referrals may include securities and issuers noted in this report. Zacks & Co. may have paid referral fees to Zacks SCR related to some of the securities and issuers noted in this report. From time to time, Zacks SCR pays investment banks, including Zacks & Co., a referral fee for research coverage.

Zacks SCR has received compensation for non-investment banking services on the Small-Cap Universe, and expects to receive additional compensation for non-investment banking services on the Small-Cap Universe, paid by issuers of securities covered by Zacks SCR Analysts. Non-investment banking services include investor relations services and software, financial database analysis, advertising services, brokerage services, advisory services, equity research, investment management, non-deal road shows, and attendance fees for conferences sponsored or co-sponsored by Zacks SCR. The fees for these services vary on a per client basis and are subject to the number of services contracted. Fees typically range between ten thousand and fifty thousand USD per annum.

POLICY DISCLOSURES

Zacks SCR Analysts are restricted from holding or trading securities placed on the ZIR, SCR, or Zacks & Co. restricted list, which may include issuers in the Small-Cap Universe. ZIR and Zacks SCR do not make a market in any security nor do they act as dealers in securities. Each Zacks SCR Analyst has full discretion on the rating and price target based on his or her own due diligence. Analysts are paid in part based on

the overall profitability of Zacks SCR. Such profitability is derived from a variety of sources and includes payments received from issuers of securities covered by Zacks SCR for services described above. No part of analyst compensation was, is or will be, directly or indirectly, related to the specific recommendations or views expressed in any report or article.

ADDITIONAL INFORMATION

Additional information is available upon request. Zacks SCR reports are based on data obtained from sources we believe to be reliable, but are not guaranteed as to be accurate nor do we purport to be complete. Because of individual objectives, this report should not be construed as advice designed to meet the particular investment needs of any investor. Any opinions expressed by Zacks SCR Analysts are subject to change without notice. Reports are not to be construed as an offer or solicitation of an offer to buy or sell the securities herein mentioned.

ZACKS RATING & RECOMMENDATION

ZIR uses the following rating system for the 1,116 companies whose securities it covers, including securities covered by Zacks SCR:
Buy/Outperform: The analyst expects that the subject company will outperform the broader U.S. equity market over the next one to two quarters.
Hold/Neutral: The analyst expects that the company will perform in line with the broader U.S. equity market over the next one to two quarters.
Sell/Underperform: The analyst expects the company will underperform the broader U.S. Equity market over the next one to two quarters.

The current distribution is as follows: Buy/Outperform- 16.5%, Hold/Neutral- 76.7%, Sell/Underperform – 6.0%. Data is as of midnight on the business day immediately prior to this publication.