Zacks Small-Cap Research
*Sponsored – Impartial - Comprehensive*

November 10, 2025
David Bautz, PhD
(312) 265-9471
dbautz@zacks.com

scr.zacks.com
101 N. Wacker Drive, Chicago, IL 60606

# Dogwood Therapeutics, Inc.

**(DWTX-NASDAQ)**

***DWTX: Interim Readout for Halneuron® Phase 2b Trial in CINP in 4Q25…***

Based on our probability adjusted DCF model that takes into account potential future revenues of Halneuron and SP16, DWTX is valued at $13.00/share. This model is highly dependent upon continued clinical success of its development products and will be adjusted accordingly based on future clinical results.

| | |
|---|---|
| Current Price (11/10/25) | $5.26 |
| **Valuation** | **$13.00** |

## OUTLOOK

On November 6, 2025, Dogwood Therapeutics, Inc. announced financial results for the third quarter of 2025 and provided a business update. The company has enrolled 100 patients into the ongoing Phase 2b clinical trial of Halneuron® for the treatment of Chemotherapy Induced Neuropathic Pain (CINP), with 80 patients having already completed treatment. We continue to expect the results of a prespecified interim analysis for that trial in the fourth quarter of 2025. Last month, Dogwood secured a worldwide, royalty free license to develop SP16 for the treatment of cancer related pain and chemotherapy induced neuropathy symptoms from Serpin Pharma. A Phase 1b study of SP16 in Chemotherapy Induced Peripheral Neuropathy (CIPN) that is fully funded by the National Cancer Institute is scheduled to begin patient enrollment in the first half of 2026.

## SUMMARY DATA

| | |
|---|---|
| **52-Week High** | **$17.40** |
| **52-Week Low** | **$1.85** |
| **One-Year Return (%)** | **22.33** |
| **Beta** | **1.87** |
| **Average Daily Volume (sh)** | **69,492** |
| **Shares Outstanding (mil)** | **2** |
| **Market Capitalization ($mil)** | **$12** |
| **Short Interest Ratio (days)** | **N/A** |
| **Institutional Ownership (%)** | **9** |
| **Insider Ownership (%)** | **4** |
| **Annual Cash Dividend** | **$0.00** |
| **Dividend Yield (%)** | **0.00** |
| **5-Yr. Historical Growth Rates** | |
| **Sales (%)** | **N/A** |
| **Earnings Per Share (%)** | **N/A** |
| **Dividend (%)** | **N/A** |
| **P/E using TTM EPS** | **N/A** |
| **P/E using 2025 Estimate** | **N/A** |
| **P/E using 2026 Estimate** | **N/A** |

| | |
|---|---|
| **Risk Level** | **High** |
| **Type of Stock** | **Small-Value** |
| **Industry** | **Med-Biomed/Gene** |

## ZACKS ESTIMATES

**Revenue**
(In millions of $)

| | Q1 (Mar) | Q2 (Jun) | Q3 (Sep) | Q4 (Dec) | Year (Dec) |
|---|---|---|---|---|---|
| 2024 | 0 A | 0 A | 0 A | 0 A | 0 A |
| 2025 | 0 A | 0 A | 0 A | 0 E | 0 E |
| 2026 | | | | | 0 E |
| 2027 | | | | | 0 E |

**Earnings per Share**

| | Q1 (Mar) | Q2 (Jun) | Q3 (Sep) | Q4 (Dec) | Year (Dec) |
|---|---|---|---|---|---|
| 2024 | -$1.68 A | -$1.15 A | -$2.05 A | -$5.88 A | -$12.02 A |
| 2025 | -$8.45 A | -$1.99 A | -$8.20 A | -$2.00 E | -$19.55 E |
| 2026 | | | | | -$5.67 E |
| 2027 | | | | | -$4.45 E |

© Copyright 2025, Zacks Investment Research. All Rights Reserved.

## WHAT'S NEW

**Business Update**

*100 Patients Enrolled in Phase 2b Trial of Halneuron®; Interim Analysis in 4Q25*

Dogwood Therapeutics, Inc. (DWTX) is currently conducting the Phase 2b HALT-CINP (Halneuron® Treatment of Chemotherapy-Induced Neuropathic Pain) trial. This is a four-week study that will examine the safety and efficacy of Halneuron in patients with moderate-to-severe CINP. The primary efficacy endpoint is the change from baseline at Week 4 in the weekly average of daily 24-hour recall pain intensity scores, which will be recorded in e-diary's on participants smartphones. Secondary efficacy endpoints include Patient Global Impression of Change (PIGC), PROMIS Fatigue, PROMIS Sleep, PROMIS-29, Pain Interference, Hospital Anxiety and Depression Scale (HADS), and Neuropathic Pain Symptom Inventory (NPSI).

The company recently reported that 100 patients have been enrolled thus far in the trial and that 80 patients have completed treatment. The study has a pre-specified interim analysis that we anticipate occurring in the fourth quarter of 2025. Currently the planned enrollment is 200 patients and topline data is expected in the second half of 2026, however this number is subject to change depending on the results of the interim analysis.

*Background on Halneuron*

Halneuron (tetrodotoxin, TTX), a sodium channel blocker, was originally discovered in the pufferfish and subsequent research has identified the toxin in 13 phyla (in both *Eukarya* and *Bacteria*) that includes both marine and terrestrial eukaryotes (Lago *et al*., 2015). As a natural poison, TTX is extremely effective and is the most potent non-peptide neurotoxin known. It blocks the influx of sodium through voltage-gated sodium channels ($Na_V$s), thereby preventing the initiation and propagation of action potentials in almost all neurons and muscle cells (Stevens *et al*., 2011).

Mammals possess nine voltage-gated sodium channels, $Na_V1.1$-$Na_V1.9$. TTX binds to $Na_V1.1$, $Na_V1.2$, $Na_V1.3$, $Na_V1.4$, $Na_V1.6$, and $Na_V1.7$ (Nieto *et al*., 2012). $Na_V1.7$ is expressed in all types of dorsal root ganglion (DRG) neurons, sympathetic neurons, Schwann cells, and neuroendocrine cells (Catterall *et al*., 2005). It is responsible for the perception of pain, which is supported by multiple lines of evidence. Individuals with loss-of-function mutations in the *SCN9A* gene (which encodes the alpha-subunit of $Na_V1.7$) experience a complete inability to sense pain (Cox *et al*., 2006) while those with a gain-of-function mutation in *SCN9A* experience erythromelalgia (Dib-Hajj *et al*., 2005). In animal models, $Na_V1.7$ nociceptor-specific knockout mice showed increased mechanical and thermal pain thresholds (Nassar *et al*., 2004). These results led researchers to hypothesize that TTX could be a potential therapeutic to control pain.

*Halneuron Clinical Trials*

Previous clinical trials investigating Halneuron include a Phase 2 cancer related pain (CRP) study and a Phase 2 CINP trial.

Phase 2 CRP Trial

This was a randomized, double blind, parallel design, multicenter trial that enrolled 165 patients with moderate to severe inadequately controlled CRP. All patients were on standard of care pain management. Halneuron or placebo was administered twice a day for four days and all patients recorded their pain response from days 5-8 (early post-injection period) and from days 9-15 (late post-injection period). The results showed a statistically significant improvement in pain outcomes for Halneuron, with 51% of Halneuron patients experiencing a ≥30% reduction in pain compared to only 35% in the placebo group, as shown in the following image.

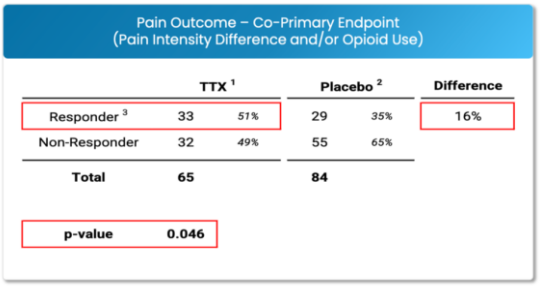


*Source*: Dogwood Therapeutics, Inc.

For Global Impression of Pain Change, 55% of Halneuron patients reported an improvement in pain compared to 24% of placebo patients. Conversely, 70% of placebo patients reported no change or worse pain compared to only 37% of patients. In addition to a positive pain response, the duration of pain relief was much higher for Halneuron patients, as shown in the following figure. The average pain response for Halneuron responders was 57.7 days compared to 10.5 days for placebo responders. Lastly, over one-quarter of Halneuron responders (27%) had pain relief that lasted for 30 days or longer after one cycle of treatment.

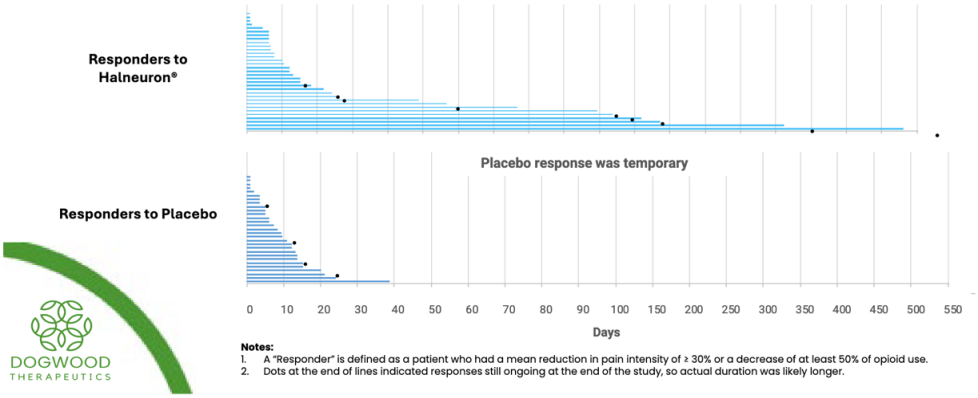


*Source*: Dogwood Therapeutics, Inc.

Phase 2 CINP Trial

This was a randomized, double blind, dose-finding, placebo controlled, multicenter study in patients with CINP. Various doses of Halneuron were tested over four days of treatment followed by measurement over four weeks. The study included a total of 125 patients across five dosing cohorts (four active and one placebo). The results showed that a dose of 30 μg twice per day for four days demonstrated the highest level of pain reduction compared to placebo, with the responder analysis results given below.

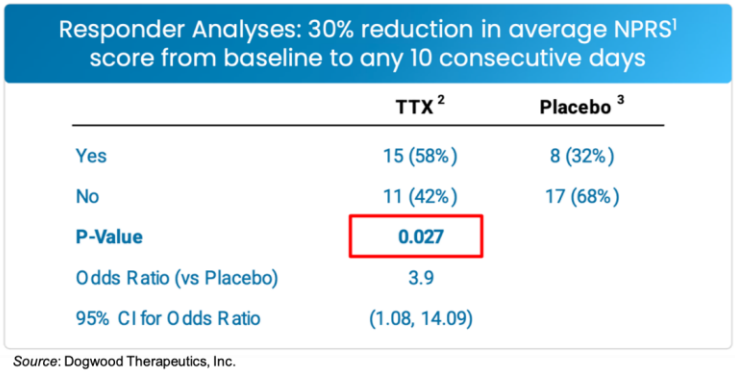


*Source*: Dogwood Therapeutics, Inc.

*Background on CINP*

CINP is the result of injury to the somatosensory nervous system following chemotherapy treatment (Colvin, 2019). For agents such as paclitaxel and oxaliplatin, the rate of CINP is up to 81% and 98%, respectively

(Hershman *et al*., 2010; Gebremedhn *et al*., 2018). CINP begins as an acute pain syndrome that coincides with drug administration, however it can progress to a chronic condition following multiple rounds of therapy.

The only drug endorsed to treat CINP by the American Society of Clinical Oncology (ASCO) is duloxetine, which showed a significant reduction in pain in a Phase 3 clinical trial (Lavoie Smith *et al*., 2013). However, the drug is not FDA approved for the treatment of CINP. In addition, in a preclinical oxaliplatin-induced neuropathic pain model, Halneuron was superior to duloxetine based on the paw withdrawal threshold (PWT), a measure of pain tolerance.

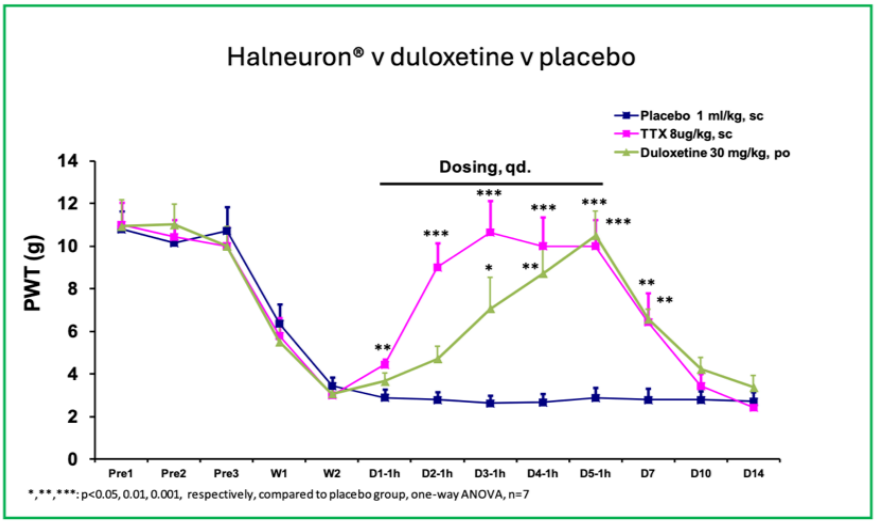


- Halneuron®, at 8 µg/kg, sc, significantly increased the PWT in rats with oxaliplatin-induced neuropathy
- Duloxetine (positive control) at 30 mg/kg, q.d., increased the PWT in rats with oxaliplatin-induced neuropathy, but to a lesser degree compared to Halneuron®
- The effects of both compounds lasted approximately a week following cessation of dosing

*Source*: Dogwood Therapeutics, Inc.

There are an estimated 1.7 million CINP patients in the seven major markets (U.S., EU5, Japan). Opioids currently account for 30% of the global CINP market, which is estimated to be approximately $1.5 billion. The company also has plans to target CRP, which has a patient population approximately 7.5 times as large as CINP and a market worth approximately $5 billion.

*Licenses SP16 for Cancer-Related Pain*

In September 2025, Dogwood announced a royalty-free, global license deal with Serpin Pharma for SP16 for the management of cancer related pain (CRP), including a broad range of chemotherapy induced neuropathy symptoms. SP16 is an intravenously administered peptide that functions as an LRP1 agonist and has shown anti-inflammatory and neural repair activity. A Phase 1b trial of SP16 in Chemotherapy Induced Peripheral Neuropathy (CIPN) is scheduled to initiate in the first half of 2026 and is fully funded by the National Cancer Institute (NCI). For a full analysis of SP16 please see our previous report here.

## Financial Update

On November 6, 2025, Dogwood announced financial results for the third quarter of 2025. As expected, the company did not report any revenues in the third quarter of 2025. R&D expenses for the quarter ending September 30, 2025 were $14.5 million compared to $0.5 million for the quarter ending September 30, 2024. The increase was primarily due to the acquired in-process research and development expenses of $12.0 million associated with the licensing agreement of SP16 and increased clinical trial expenses related to the Phase 2b study. G&A expenses for the third quarter of 2025 were $1.3 million compared to $1.8 million for the third quarter of 2024. The decrease was primarily due to decreased legal and accounting fees along with decreased costs associated with being a public company that were partially offset by an increase in salaries and related personnel costs.

As of September 30, 2025, Dogwood had approximately $10.1 million in cash and cash equivalents. We estimate this is sufficient to fund operations through the first quarter of 2026. As of November 5, 2025, Dogwood had approximately 2.3 million common shares outstanding and, when factoring in stock options, warrants, and the Series A and Series A-1 convertible shares, a fully diluted share count of approximately 29.2 million.

## Conclusion

We look forward to the interim analysis of the Halneuron Phase 2b trial, which we continue to expect in the fourth quarter of 2025. We're encouraged to see the steady rate at which the trial is enrolling, and as of now we anticipate topline results from the study in the second half of 2026, however this is subject to change based on the results of the interim analysis. With no changes to our model, our valuation remains at $13 per share.

## PROJECTED FINANCIALS

| Dogwood Therapeutics, Inc. | 2024 A | Q1 A | Q2 A | Q3 A | Q4 E | 2025 E | 2026 E | 2027 E |
|---|---|---|---|---|---|---|---|---|
| Halneuron | $0.0 | $0.0 | $0.0 | $0.0 | $0.0 | $0.0 | $0.0 | $0.0 |
| SP16 | $0.0 | $0.0 | $0.0 | $0.0 | $0.0 | $0.0 | $0.0 | $0.0 |
| Other Income | $0.0 | $0.0 | $0.0 | $0.0 | $0.0 | $0.0 | $0.0 | $0.0 |
| **Total Revenues** | **$0.0** | **$0.0** | **$0.0** | **$0.0** | **$0.0** | **$0.0** | **$0.0** | **$0.0** |
| CoGS | $0.0 | $0.0 | $0.0 | $0.0 | $0.0 | $0.0 | $0.0 | $0.0 |
| R&D | $3.5 | $2.4 | $2.6 | $14.5 | $2.0 | $21.5 | $8.5 | $8.8 |
| SG&A | $8.7 | $2.0 | $1.4 | $1.3 | $2.0 | $6.6 | $8.5 | $9.0 |
| Operating Income | ($12.2) | ($4.4) | ($3.9) | ($15.8) | ($4.0) | ($28.2) | ($17.0) | ($17.8) |
| *Operating Margin* | - | - | - | - | - | - | - | - |
| Interest & Other Income | ($0.1) | $6.3 | $0.1 | $0.1 | $0.0 | ($6.1) | $0.0 | $0.0 |
| Pre-Tax Income | ($12.4) | ($10.7) | ($3.8) | ($15.7) | ($4.0) | ($34.3) | ($17.0) | ($17.8) |
| Taxes & Other | $0.0 | $0.2 | $0.0 | $0.0 | $0.0 | $0.0 | $0.0 | $0.0 |
| Accrual of paid-in-kind dividends on Series A Preferred Stock | $0.0 | $1.3 | $0.0 | $0.0 | $0.0 | $1.3 | $0.0 | $0.0 |
| Net Income | ($12.4) | ($12.2) | ($3.8) | ($15.7) | ($4.0) | ($35.5) | ($17.0) | ($17.8) |
| **Reported EPS** | **($12.02)** | **($8.45)** | **($1.99)** | **($8.20)** | **($2.00)** | **($19.55)** | **($5.67)** | **($4.45)** |
| Weighted Shares Outstanding | 1.0 | 1.4 | 1.9 | 1.9 | 2.0 | 1.8 | 3.0 | 4.0 |

*Source: Zacks Investment Research, Inc.* *David Bautz, PhD*

## HISTORICAL STOCK PRICE

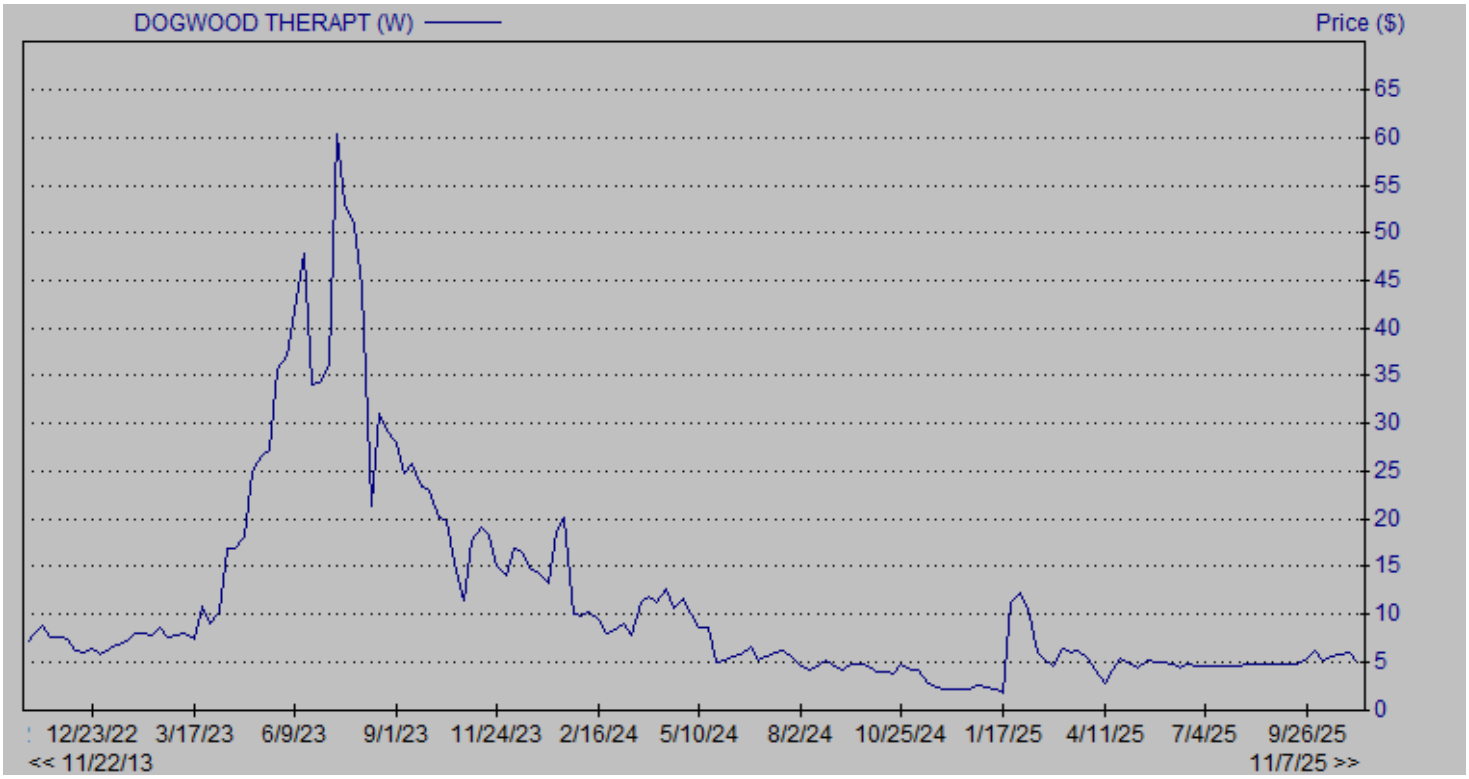


Source: Zacks Small Cap Research

## DISCLOSURES

The following disclosures relate to relationships between Zacks Small-Cap Research ("Zacks SCR"), a division of Zacks Investment Research ("ZIR"), and the issuers covered by the Zacks SCR Analysts in the Small-Cap Universe.

ANALYST DISCLOSURES

I, David Bautz, PhD, hereby certify that the view expressed in this research report accurately reflect my personal views about the subject securities and issuers. I also certify that no part of my compensation was, is, or will be, directly or indirectly, related to the recommendations or views expressed in this research report. I believe the information used for the creation of this report has been obtained from sources I considered to be reliable, but I can neither guarantee nor represent the completeness or accuracy of the information herewith. Such information and the opinions expressed are subject to change without notice.

INVESTMENT BANKING AND FEES FOR SERVICES

Zacks SCR does not provide investment banking services nor has it received compensation for investment banking services from the issuers of the securities covered in this report or article.
Zacks SCR has received compensation from the issuer directly, from an investment manager, or from an investor relations consulting firm engaged by the issuer for providing non-investment banking services to this issuer and expects to receive additional compensation for such non-investment banking services provided to this issuer. The non-investment banking services provided to the issuer includes the preparation of this report, investor relations services, investment software, financial database analysis, organization of non-deal road shows, and attendance fees for conferences sponsored or co-sponsored by Zacks SCR. The fees for these services vary on a per-client basis and are subject to the number and types of services contracted. Fees typically range between ten thousand and fifty thousand dollars per annum. Details of fees paid by this issuer are available upon request.

POLICY DISCLOSURES

This report provides an objective valuation of the issuer today and expected valuations of the issuer at various future dates based on applying standard investment valuation methodologies to the revenue and EPS forecasts made by the SCR Analyst of the issuer's business.
SCR Analysts are restricted from holding or trading securities in the issuers that they cover. ZIR and Zacks SCR do not make a market in any security followed by SCR nor do they act as dealers in these securities. Each Zacks SCR Analyst has full discretion over the valuation of the issuer included in this report based on his or her own due diligence. SCR Analysts are paid based on the number of companies they cover. SCR Analyst compensation is not, was not, nor will be, directly or indirectly, related to the specific valuations or views expressed in any report or article.

ADDITIONAL INFORMATION

Additional information is available upon request. Zacks SCR reports and articles are based on data obtained from sources that it believes to be reliable, but are not guaranteed to be accurate nor do they purport to be complete. Because of individual financial or investment objectives and/or financial circumstances, this report or article should not be construed as advice designed to meet the particular investment needs of any investor. Investing involves risk. Any opinions expressed by Zacks SCR Analysts are subject to change without notice. Reports or articles or tweets are not to be construed as an offer or solicitation of an offer to buy or sell the securities herein mentioned.

CANADIAN COVERAGE

This research report is a product of Zacks SCR and prepared by a research analyst who is employed by or is a consultant to Zacks SCR. The research analyst preparing the research report is resident outside of Canada, and is not an associated person of any Canadian registered adviser and/or dealer. Therefore, the analyst is not subject to supervision by a Canadian registered adviser and/or dealer, and is not required to satisfy the regulatory licensing requirements of any Canadian provincial securities regulators, the Investment Industry Regulatory Organization of Canada and is not required to otherwise comply with Canadian rules or regulations.