Zacks Small-Cap Research

Sponsored – Impartial – Comprehensive

April 3, 2025
John D. Vandermosten, CFA
312-265-9588 / jvandermosten@zacks.com

scr.zacks.com **10 S. Riverside Plaza, Suite 1600, Chicago, IL 60606**

BioLineRx Ltd. (BLRX: NASDAQ)

BLRX: 2024 Financial Results

We employ a DCF model and a 15% discount rate to determine our valuation. Regarding ultimate approval and commercialization success, our model applies a 25% probability to motixafortide in PDAC & a 50% probability to SCM in Asia. Estimates include contributions from the United States, Asia and Rest of World.

Current Price (4/2/2025)	$3.10
Valuation	**$40.00**

OUTLOOK

BioLineRx is a commercial stage biopharmaceutical company with a development portfolio advancing motixafortide, a platform molecule targeting indications in stem cell mobilization (SCM) & in the treatment of advanced pancreatic cancer. The candidate is approved in the US for SCM and is undergoing studies for use in gene therapy and in pancreatic cancer. Partner Gloria Biosciences is developing motixafortide in Asia & is expected to be conducting bridging studies in the near term for SCM & longer-term studies for other indications. Ayrmid has assumed commercialization activities in the US.

Motixafortide, a CXCR4 chemokine antagonist, is able to mobilize hematopoietic stem cells (HSCs) for successful transplantation in fewer apheresis sessions vs primary therapy, G-CSF. Many transplant-eligible patients have trouble achieving collection targets using SoC G-CSF alone & require additional agents to facilitate success. Motixafortide and G-CSF together achieved targeted collection in 88.3% of patients after only one apheresis session compared to 9.5% using G-CSF alone. FDA approval was granted in 2023 with further approvals expected overseas in the coming years. Commercialization is underway in the United States.

SUMMARY DATA

52-Week High	**35.60**
52-Week Low	**2.85**
One-Year Return (%)	**-90.7**
Beta	**1.0**
Average Daily Volume (sh)	**180,507**
Shares Outstanding (mil)	**3.6**
Market Capitalization ($mil)	**14.8**
Short Interest Ratio (days)	**0.2**
Institutional Ownership (%)	**1.5**
Insider Ownership (%)	**4.7**
Annual Cash Dividend	**$0.00**
Dividend Yield (%)	**0.00**
5-Yr. Historical Growth Rates	
Sales (%)	**N/A**
Earnings Per Share (%)	**N/A**
Dividend (%)	**N/A**
P/E using TTM EPS	**N/A**
P/E using 2024 Estimate	**N/A**
P/E using 2025 Estimate	**N/A**
Zacks Rank	**N/A**

Risk Level	**Above Average**
Type of Stock	**Small-Growth**
Industry	**Med-Biomed/Gene**

ZACKS ESTIMATES

Revenue
(In millions of USD)

	Q1 (Mar)	Q2 (Jun)	Q3 (Sep)	Q4 (Dec)	Year (Dec)
2023	$0.0 A	$0.0 A	$0.0 A	$4.8 A	$4.8 A
2024	$6.9 A	$5.4 A	$4.9 A	$11.7 A	$28.9 A
2025					$2.3 E
2026					$7.7 E

Earnings per Share

	Q1 (Mar)	Q2 (Jun)	Q3 (Sep)	Q4 (Dec)	Year (Dec)
2023	-$0.01 A	-$0.02 A	-$0.02 A	-$0.01 A	-$0.06 A
2024	-$0.00 A	$0.00 A	-$0.00 A	-$0.00 A	-$0.01 A
2025					-$0.01 E
2026					-$0.01 E

© Copyright 2025, Zacks Investment Research. All Rights Reserved.

WHAT'S NEW

BioLineRx Ltd. (NASDAQ: BLRX) reported full-year 2024 results, with revenues reaching $28.9 million. As the company completes its commercialization transition of Aphexda (motixafortide) to Gamida Cell, its focus is shifting to replenishing its pipeline with a new development asset. Management reiterated their objective of acquiring early-stage assets in oncology and rare diseases. The team is conducting due diligence with several parties and remains on track to make a decision in 2025. However, no material details on progress were disclosed.

2024 Operational and Financial Results

BioLineRx reported 2024 sales of $28.9 million producing a net loss of ($9.2) million or ($0.01) per share. Ignoring non-operating income, net loss was ($20.4) million. The results were announced in a press release on March 31st, 2025 followed by a conference call with management and the filing of Form 20-F providing additional information.

Below we summarize financial results for the twelve-month period ended December 31st, 2024, compared to the same prior year period:

- Revenues were $28.9 million representing a portion of the upfront and milestone payment from Gloria Biosciences of about $13 million and an upfront payment from Ayrmid of approximately $10 million versus $4.6 million in the prior year. Aphexda product revenues totaled $6.0 million versus $190,000 in 2023;
- Cost of revenues was $9.3 million which largely represents a pass through to license-holder Biokine as a royalty on motixafortide revenues. Amortization of intangible assets is also included in cost of revenues. Product gross margin relating to Aphexda sales was 94.8%;
- Research and development expenses totaled $9.1 million, down 27% from $12.5 million, on account of lower expenses related to payroll, services professional fees and share-based compensation partially offset by higher lab costs;
- Sales and marketing expenses were $23.6 million, down 7% from $25.3 million due to lower medical affairs, marketing, office and market access expenses partially offset by higher payroll and related, travel and business analytics costs;
- General and administrative (G&A) expenses were $6.3 million, essentially flat with prior year levels with declines in payroll, professional fees, insurance and share based compensation offset by recognition of a provision for doubtful accounts which did not appear in the prior period;
- Non-operating expense was $18.4 million reflecting changes in fair-value adjustments of warrant liabilities on the balance sheet;
- Net financial expenses amounted to ($7.2) million reflecting interest expense exceeding interest income;
- Net loss was ($9.2) million compared with ($60.6) million, or ($0.01) and ($0.06) per share respectively.

Cash, equivalents and short-term bank deposits as of December 31st, 2024 totaled $19.6 million, down from the year end 2023 balance of $43.0 million. Cash burn for 2024 was ($43.9) million and net cash from financing was $20.7 million. Financing cash contributions came from issuance of share capital and warrants as well as net proceeds from the loan agreement with BlackRock. During the fourth quarter, BioLineRx received a $9 million equity investment and used these proceeds along with the $10 million milestone from Ayrmid to reduce the BlackRock debt by $16.5 million. At year end, debt was carried at $9.0 million on the balance sheet. Following the end of the reporting period, BioLineRx conducted a registered direct offering, raising $10 million gross.

ADS Ratio Change

In mid-January, BioLineRx announced a change in the ratio of American Depositary Shares (ADS) to ordinary shares. Prior to the announcement, each ADS represented 15 underlying shares; after January 30, 2025, each ADS represents 600 underlying shares. Total ADSs outstanding following the change will be 3,558,503. The ADS will continue to trade on the Nasdaq Capital Market while the underlying shares will continue to trade on the Tel Aviv Stock Exchange.

Registered Direct Offering

On January 6th, 2025, BioLineRx announced a $10 million registered direct offering. Adjusted for the subsequent ADS ratio change, 1.25 million new ADS were issued at $8.00 per ADS. Each ADS has a warrant attached with an

$8.00 exercise price and a five-year life. H.C. Wainwright is the exclusive placement agent. Proceeds from the raise will be used for research and development activities, the expansion of the pipeline of potential drug candidates, and working capital and general corporate purposes. Net proceeds were $8.9 million after deducting fees and expenses.

Background on Commercialization Agreement with Ayrmid Pharma

On November 21st, BioLineRx announced an exclusive license agreement with Ayrmid Pharma Ltd., the parent company of Gamida Cell, where Ayrmid will assume commercialization rights for Aphexda in stem cell mobilization. The deal provides a $10 million upfront payment, commercial milestones for sales and additional regulatory approvals totaling $87 million and royalties rangivalvng from 18% to 23%. Ayrmid gains rights in all geographies excluding Asia[1] in all indications except for solid tumor indications.[2] Along with the Ayrmid agreement, BioLineRx raised an additional $9 million equity investment with Highbridge Capital that will be used to reduce debt.[3]

Ayrmid's subsidiary, Gamida Cell, will execute the commercialization effort. Gamida Cell is now marketing Omisirge, a nicotinamide modified allogeneic hematopoietic progenitor cell therapy derived from cord blood. The product is indicated for use in patients with hematologic malignancies who are planned for umbilical cord blood transplantation following myeloablative conditioning to reduce the time to neutrophil recovery and the incidence of infection. BioLineRx is taking advantage of the substantial overlap between the target market for Aphexda and Omisirge. BioLineRx will separate its US commercialization subsidiary and transfer a part of the team to Gamida Cell to continue its activities. The transition of the Aphexda commercialization activities from BioLineRx to Gamida Cell is expected to be complete in early 2025.

We see the integration into the Gamida Cell sales team as a beneficial change as the group will now have more products to offer as well as a broader reach, thereby increasing the efficiency of the marketing effort. There is merit in layering on a new product to an existing sales team which has developed relationships and established territories. Additionally, the incremental cost of adding one new product to the mix is minimal. BioLineRx has noted that while it has cost about $25 million to sustain the sales team to support Aphexda inside of BioLineRx, there is only a $3 to $5 million incremental cost anticipated to market Aphexda using the Gamida Cell sales force.

Shareholder Letter

In January, chief executive Phil Serlin reiterated the details of the arrangement with Ayrmid and Gloria Biosciences in a letter to shareholders, noting where each is advancing the interests of motixafortide. Ayrmid has the right to develop and commercialize Aphexda in all indications, excluding solid tumor indications and in all territories outside of Asia. Gloria holds the rights to develop and commercialize motixafortide in Asia in all indications. Gloria will first commercialize and gain additional approvals for Aphexda in the region and also conduct clinical trials in pancreatic ductal adenocarcinoma. Both Ayrmid and Gloria have paid and will pay upfronts, milestones and royalties on sales.

With the transfer of commercialization activities to Gamida Cell in its final stages and Gloria advancing motixafortide interests in Asia, BioLineRx is looking forward to its next iteration as a research and development company. With an FDA-approved asset under its belt, management offers its expertise in development to advance another asset to approval. The company is seeking to buy a preclinical and a clinical asset with the funds received from its partnerships and apply its development expertise to obtain a new approved product. BioLineRx is considering oncology or rare disease candidates and reports that it is actively working on this and is reviewing many promising opportunities.

With the capital raised from the recent deals and the equity financing combined with a substantially reduced cost structure, BioLine anticipates having sufficient cash to support activities until 2H:26. This forecast does not include any contributions from sales royalties or commercial milestones.

Motixafortide Trials

Since December of 2023, BioLineRx partners have been dosing patients in multiple trials in pancreatic ductal adenocarcinoma (PDAC). Columbia University is one of the sponsors examining motixafortide treatment in combination with a checkpoint inhibitor and first line chemotherapies in PDAC. Success has prompted Gloria to expand its efforts toward a Phase IIb randomized first line PDAC trial in China combining motixafortide with Gloria's PD-1 inhibitor zimberelimab along with standard of care chemotherapy. This second trial is expected to begin in 2025.

[1] Rights to motixafortide have already been granted to Gloria Biosciences in Asia.
[2] BioLineRx will retain rights to solid tumor indications for motixafortide.
[3] Highbridge Capital is also an investor in Gamida Cell.

Exhibit I – Pipeline Programs

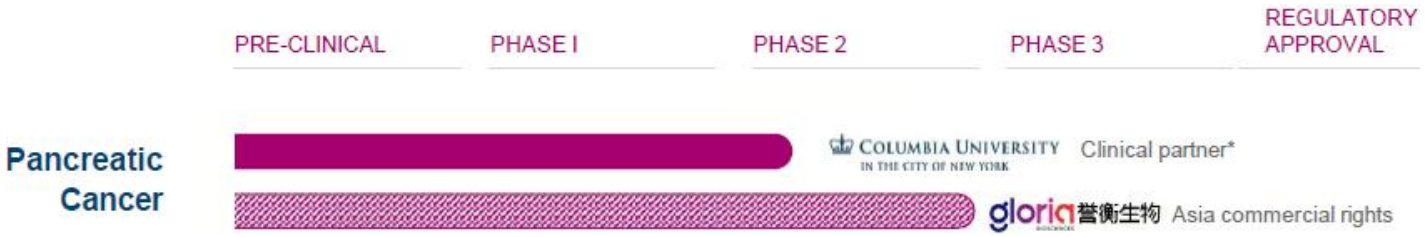

Source: BioLineRx December 2024 Corporate Presentation

Milestones

- Ayrmid commercialization agreement – November 2024
- Participation in ASH on motixafortide in sickle cell disease – December 2024
- Gloria Biosciences' PDAC study launch – 1H:25
- Gloria Biosciences' bridging study launch – 1H:25
- Gloria Biosciences' bridging study data report – 2025
- Selection of new development asset in oncology and/or rare disease - 2025
- St. Jude sickle cell initial data – 2025
- Data from St. Jude Phase I sickle cell study - 2026
- Full enrollment for Columbia University PDAC - 2027

Exhibit II – Pipeline Milestones

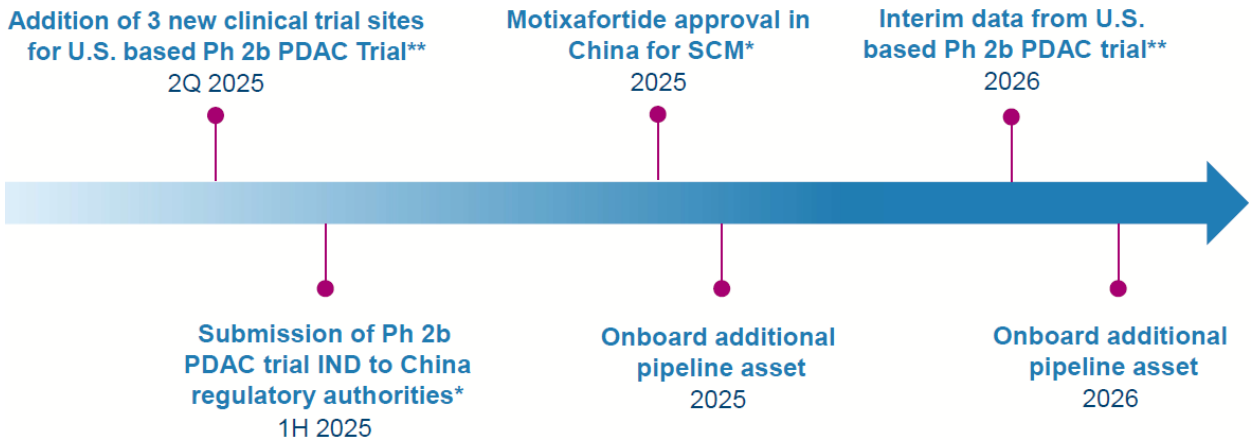

Source: BioLineRx December 2024 Corporate Presentation

Summary

BioLineRx reports 2024 results and communicates progress on its new asset search with an expected announcement this year. Since the announcement of its arrangement with Ayrmid and Gamida Cell, BioLineRx has been transitioning commercialization activities to its partner along with the sales team and infrastructure. This allows the company to reduce its costs by about 70% as it refocuses its attention to development efforts. The management team believes that its experience and skill advancing assets through the clinical development and regulatory approval process is an advantage that can help them attract an oncology or rare disease candidate. With milestones and royalty revenues expected from multiple sources over the next years, the company has improved its profile following the commercialization deal and will be less reliant on capital markets to fund its R&D activities. We maintain our valuation at $40.00 per share.

PROJECTED FINANCIALS

BioLineRx Ltd. - Income Statement[4,5]

BioLineRx	2023 A	Q1 A	Q2 A	Q3 A	Q4 A	2024 A	2025 E	2026 E
Total Revenues ($US '000)	**$4,800**	**$6,855**	**$5,393**	**$4,943**	**$11,749**	**$28,940**	**$2,256**	**$7,689**
YOY Growth						503%	-92%	
Cost of Revenues	$3,692	$1,455	$897	$822	$6,089	$9,263	$0	$0
Product Gross Margin						-54%	100%	100%
Research & Development	$12,519	$2,494	$2,225	$2,565	$1,865	$9,149	$8,250	$9,940
Sales & Marketing Expense	$25,270	$6,342	$6,415	$5,553	$5,295	$23,605	$0	$0
General & Administrative Expense	$6,310	$1,386	$1,629	$1,390	$1,916	$6,321	$5,217	$5,400
Other	$6,703	$0	$0	$0	$1,010	$1,010	$0	$0
Income from operations	($49,694)	($4,822)	($5,773)	($5,387)	($4,426)	($20,408)	($11,211)	($7,650)
Non-operating Income, Net	($10,819)	$4,490	$7,807	$756	$5,382	$18,435	$0	$0
Financial Expenses	($2,169)	($929)	($2,085)	($1,625)	($4,480)	($9,119)	($3,913)	($5,000)
Financial Income	$2,068	$565	$535	$434	$337	$1,871	$500	$0
Pre-Tax Income	($60,614)	($696)	$484	($5,822)	($3,187)	($9,221)	($15,124)	($12,650)
Provision for Income Tax	$0	$0	$0	$0	$0	$0	$0	$0
Tax Rate	*0.0%*	*0.0%*	*0.0%*	*0.0%*	*0.0%*	*0.0%*	*0.0%*	*0.0%*
Net Income	**($60,614)**	**($696)**	**$484**	**($5,822)**	**($3,187)**	**($9,221)**	**($15,124)**	**($12,650)**
Reported EPS	**($0.06)**	**($0.00)**	**$0.00**	**($0.00)**	**($0.00)**	**($0.01)**	**($0.01)**	**($0.01)**
Basic Shares Outstanding	963,366	1,086,586	1,197,583	1,199,486	1,199,211	1,198,108	2,140,000	2,300,000

Source: Company Filing // Zacks Investment Research, Inc. Estimates

[4] Financial statement information presents data as originally reported.
[5] Each ADS represents 600 basic shares outstanding.

© Copyright 2025, Zacks Investment Research. All Rights Reserved.

HISTORICAL STOCK PRICE

BioLineRx Ltd. – Share Price Chart[6]

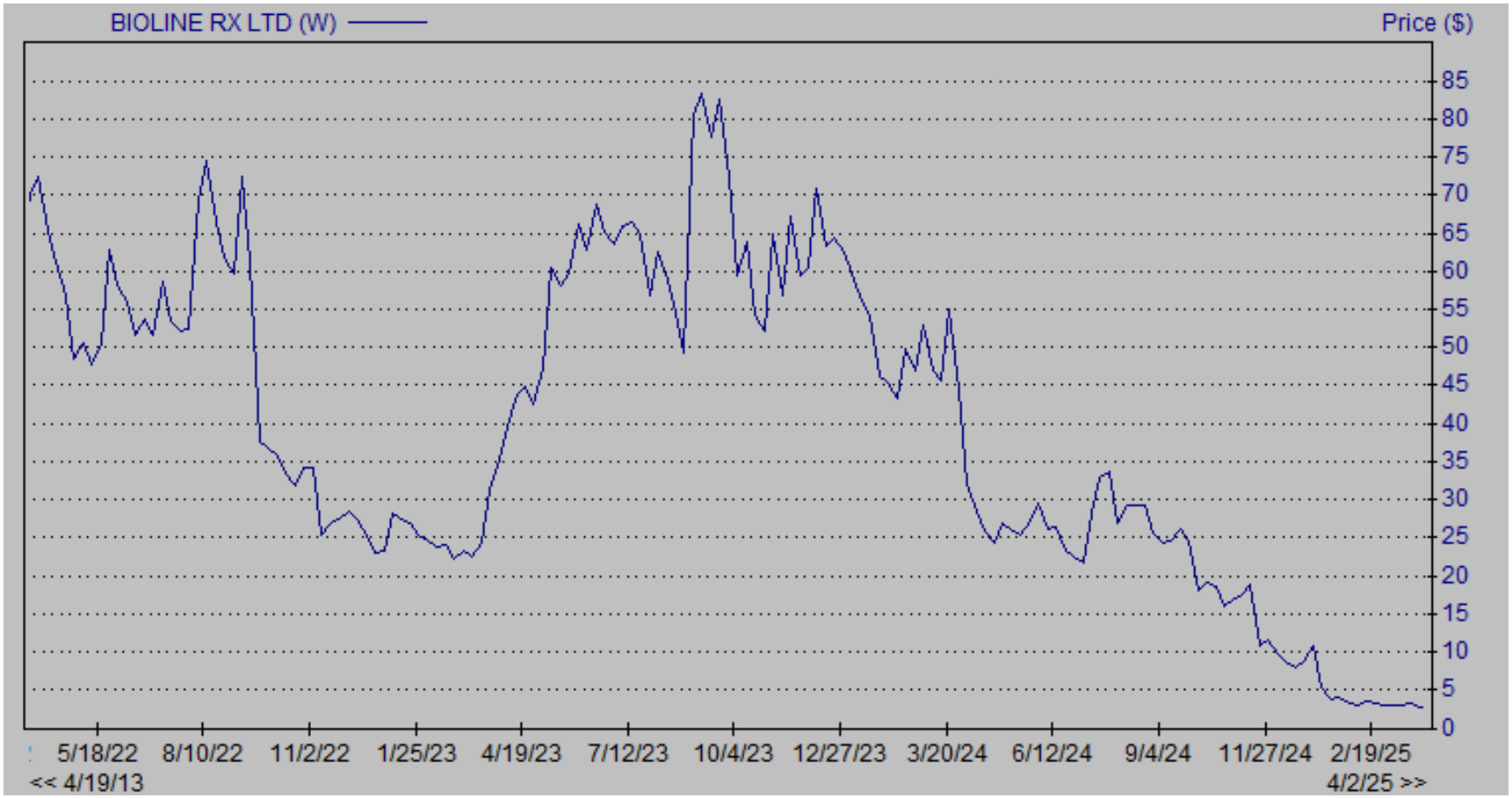

[6] Source: Zacks Research System

DISCLOSURES

The following disclosures relate to relationships between Zacks Small-Cap Research ("Zacks SCR"), a division of Zacks Investment Research ("ZIR"), and the issuers covered by the Zacks SCR Analysts in the Small-Cap Universe.

ANALYST DISCLOSURES

I, John Vandermosten, hereby certify that the views expressed in this research report accurately reflect my personal views about the subject securities and issuers. I also certify that no part of my compensation was, is, or will be, directly or indirectly, related to the recommendations or views expressed in this research report. I believe the information used for the creation of this report has been obtained from sources I considered to be reliable, but I can neither guarantee nor represent the completeness or accuracy of the information herewith. Such information and the opinions expressed are subject to change without notice.

INVESTMENT BANKING AND FEES FOR SERVICES

Zacks SCR does not provide investment banking services nor has it received compensation for investment banking services from the issuers of the securities covered in this report or article.

Zacks SCR has received compensation from the issuer directly, from an investment manager or from an investor relations consulting firm engaged by the issuer for providing non-investment banking services to this issuer and expects to receive additional compensation for such non-investment banking services provided to this issuer. The non-investment banking services provided to the issuer includes the preparation of this report, investor relations services, investment software, financial database analysis, organization of non-deal road shows, and attendance fees for conferences sponsored or co-sponsored by Zacks SCR. The fees for these services vary on a per-client basis and are subject to the number and types of services contracted. Fees typically range between ten thousand and fifty thousand dollars per annum. This research report was prepared under the aforementioned engagement.

POLICY DISCLOSURES

This report provides an objective valuation of the issuer today and expected valuations of the issuer at various future dates based on applying standard investment valuation methodologies to the revenue and EPS forecasts made by the SCR Analyst of the issuer's business.
SCR Analysts are restricted from holding or trading securities in the issuers that they cover. ZIR and Zacks SCR do not make a market in any security followed by SCR nor do they act as dealers in these securities. Each Zacks SCR Analyst has full discretion over the valuation of the issuer included in this report based on his or her own due diligence. SCR Analysts are paid based on the number of companies they cover.
SCR Analyst compensation is not, was not, nor will be, directly or indirectly, related to the specific valuations or views expressed in any report or article.

ADDITIONAL INFORMATION

Additional information is available upon request. Zacks SCR reports and articles are based on data obtained from sources that it believes to be reliable, but are not guaranteed to be accurate nor do they purport to be complete. Because of individual financial or investment objectives and/or financial circumstances, this report or article should not be construed as advice designed to meet the particular investment needs of any investor. Investing involves risk. Any opinions expressed by Zacks SCR Analysts are subject to change without notice. Reports or articles or tweets are not to be construed as an offer or solicitation of an offer to buy or sell the securities herein mentioned.

© Copyright 2025, Zacks Investment Research. All Rights Reserved.