June 3, 2024

Zacks Small-Cap Research

Sponsored – Impartial - Comprehensive

M. Marin
312-265-9211
mmarin@zacks.com

scr.zacks.com

10 S. Riverside Plaza, Chicago, IL 60606

Novonix Ltd (NVX-NASDAQ)

NVX: Multiple Agreements to Secure Demand, Funding; Tariffs Underscore Expected Benefits Local Supply

NVX completed due diligence for the proposed transaction to combine its natural graphite interests with those of LEL into a new company, Axon Graphite Limited, which is expected to enjoy scale that neither NVX or LEL had independently and place a value on NVX's stake following the planned Axon IPO. We believe NVX's mining asset is not currently reflected in NVX share price. Separately, NVX has secured recent government financing, including a US$103M 48C tax credit & DOE US$100M grant for its Riverside facility.

OUTLOOK

A near-term key NVX goal is to secure customers and lock in demand. NVX recently formed an agreement with PowerCo SE, part of the Volkswagen Group, to develop, test and analyze synthetic graphite anode materials customized for PowerCo requirements. If successful, this could lead to a supply agreement. In 1Q24, NVX signed a binding agreement to supply high-performance synthetic graphite anode material to Panasonic Energy's North American operations. Agreements with Kore, Panasonic, LG Energy Solution, potentially PowerCo & others are key components behind the company's strategy to ramp production capacity at its Riverside facility. Separately, we believe recent tariffs on product from China support NVX's goal to develop a local supply chain for battery materials in the U.S.

Current Price (5/31/24)	$2.02
Valuation	**$4.01**

SUMMARY DATA

52-Week High	**3.59**
52-Week Low	**1.40**
One-Year Return (%)	**-24**
Beta	**1.65**
Average Daily Volume (sh)	**41,560**
ADSs Outstanding (mil)	**122**
Market Capitalization ($mil)	**246**
Short Interest Ratio (days)	**N/A**
Institutional Ownership (%)	**48**
Insider Ownership (%)	**22**
Annual Cash Dividend	**$0.00**
Dividend Yield (%)	**0.00**
5-Yr. Historical Growth Rates	
Sales (%)	**N/A**
Earnings Per Share (%)	**N/A**
Dividend (%)	**N/A**
P/E using TTM EPS	**N/A**
P/E using 2024 Estimate	**N/A**
P/E using 2025 Estimate	**N/A**

Risk Level	**Above average**
Type of Stock	**Growth**
Industry	**Materials**

ZACKS ESTIMATES

Revenue
(in millions of US$)

	Q1 (Mar)	Q2 (Jun)	Q3 (Sep)	Q4 (Dec)	Year (Dec)
2021				$2.0 A	$3.8 A
2022				$2.7 A	$6.1 A
2023		$3.9		$8.1 A	$8.1 A
2024					$8.1 E

Earnings or Loss Per ADR

	Q1 (Mar)	Q2 (Jun)	Q3 (Sep)	Q4 (Dec)	Year (Dec)
2021					-0.20 A
2022					-0.23 A
2023		-0.23 A		-0.38 A	-0.38 A
2024					-0.38 E

2021-22 FY ended June, Now FY ends Dec
L/ADR do not sum

'21A Aus$/US$ xchg 0.67 - 0.73 Disclosures pg 12

© Copyright 2024, Zacks Investment Research. All Rights Reserved.

POTENTIAL SPIN-OFF PLACES VALUE ON MOUNT DROMEDARY ASSET

Due diligence completed for Mount Dromedary spin-off to Axon Graphite Limited…

Novonix (NVX-NASDAQ) completed due diligence for the proposed transaction to combine its natural graphite interests with those of Lithium Energy Limited (LEL). The two intend to contribute their respective natural graphite exploration interests into a new company, Axon Graphite Limited, which will subsequently be listed on the Australian Securities Exchange, subject to the necessary approvals. NVX has retained the land assets of its legacy Mount Dromedary unit in Queensland, Australia on which a graphite mine is situated, although it does not actively engage in the mining business. Through this proposed transaction, NVX will divest its Mount Dromedary natural graphite exploration interests and in exchange, NVX will receive Axon shares.

The Mt. Dromedary project is a high-grade natural flake graphite deposit situated adjacent to LEL's Burke interests. They are located 125km north of Cloncurry in northwest Queensland in what management refers to as a well-established mining region with access to an export hub. With LEL contributing its interest in its Burke and Corella graphite projects to Axon, the two expect that Axon will enjoy scale that neither company had independently and unlock the potential for Axon to develop a sizable natural graphite mine and business and advance the production of highly refined grade natural graphite for EVs and ESS. LEL's Corella is located 40km west of Cloncurry. Axon's principal activities will include advancing:

- Development of the Burke/Mt. Dromedary graphite projects
- Exploration, evaluation and development of the Corella graphite project;
- Development of a vertically integrated Spherical Purified Graphite Battery Anode Material manufacturing facility in Queensland; and
- Potentially additional projects in the battery minerals sector in Australia and elsewhere

Axon expects to complete an IPO to raise from $15 million to $25 million at an issue price of $0.20 per share. NVX will retain an up to 28.57% stake in Axon following the planned IPO, giving it exposure to Axon's potential upside. LEL intends to retain a similar stake, implying that Axon will likely be closely held initially. Both companies have agreed to a 24 month lock-up. In our view, the potential of Mt. Dromedary is not reflected in NVX share price. Thus, in addition to the potential to realize value from Axon's operations, the planned Axon IPO also should help place a value on NVX's stake. We believe Mt. Dromedary currently is not reflected in NVX share price.

…Recent funding from government and corporate sources...

Other recent initiatives NVX has made include securing financing and advance demand for its materials, as well as government measures, bode well for Novonix, we believe, as the company develops infrastructure to produce high performance long lasting materials to support a North American supply chain for battery production. Importantly, NVX has been awarded multiple funding sources from various government entities.

For example, the U.S. DOE (Department of Energy) recently recommended NVX to receive a US$103 million 48C tax credit under the Qualifying Advanced Energy Project Allocation program earmarked to support production of critical battery materials from its Chattanooga, Tennessee Riverside facility. The 48C program incentivizes clean energy property manufacturing and recycling, industrial decarbonization, and critical materials processing, refining, and recycling, and aims to foster the creation of high-quality jobs, curb industrial emissions, and bolster U.S. domestic production of vital clean-energy products and critical materials. The company can choose to use the tax credit in the future to offset income tax liability or sell it in order to monetize its value.

NVX also obtained financing from the DOE office of Manufacturing and Energy Supply Chains, with the award of a US$100 million grant in 4Q23. We believe the expected increased need in North America for materials to support sustainable energy sources, combined with NVX's strategy to develop a local supply chain, are key factors behind the funding the company has obtained recently from DOE and other sources. For example NVX also received funding from Canada's NRC IRAP (National Research Council of Canada Industrial Research Assistance Program).

Separately, recent agreements with LGES and Phillips 66 also support NVX's goal to obtain financing. Phillips 66 acquired a 16% stake in Novonix and NVX issued US$30 million of unsecured convertible notes to LGES. At year-end 2023, NVX had a cash balance of US$78.7 million to advance its strategy. These funds are expected to facilitate NVX's strategy to expand domestic manufacturing of critical materials for battery production.

Given the company's access to partner, government and other funding sources, NVX had a cash balance of US$62.2 million at March 31, 2024. With its balance sheet and access to funding, we do not anticipate any disruptions from the pending transition of CFO Nick Liveris to a non-executive role on the NVX board, particularly as he intends to help ensure a smooth transition once a new CFO has been named. The company has launched a search for the new CFO. Mr. Liveris plans to work full time with the Liveris Family Office.

RIVERSIDE PLANT'S PROXIMITY IS KEY COMPETITIVE ADVANTAGE

Sourcing critical battery materials primarily from China has potential risks…

The current supply of critical battery materials is sourced primarily from China. NVX has developed an efficient, low-cost process to produce *synthetic* graphite anode material that is designed to be competitive with China-sourced materials and also produced in more sustainable and efficient ways compared to competitors. The company has conducted sampling and testing of its material, with results indicating that the materials are highly competitive compared to material produced in China and elsewhere.

Specifically, in testing its materials, the company has found that they are as or more effective compared to other products. In a study comparing its synthetic anode graphite material to that supplied from China, the Novonix material demonstrated a roughly 30% to 60% decrease in GWP (global warming potential) when compared to synthetic graphite produced in two key regions in China that account for a combined 79% of global production of synthetic anode material, according to the study. The company also has tested its anode materials compared to industry leading materials including a Tesla Model S cell used as a reference benchmark and based on test results, the company believes that its anode material outperforms in direct head-to-head testing. Moreover, sourcing critical battery materials primarily from China has potential risks, including geopolitical and economic. For example, tariffs and quotas can make materials supplied from China more costly and restrict the supply.

Thus, in addition to the distance, which could lead to shipping and distribution challenges as we saw during the pandemic, geopolitical issues also weigh in that make having a local source important. Specifically, export controls from China highlight the need for local supply sources. In 4Q23, China imposed export controls for graphite. Also in 4Q23, the Office of the United States Trade Representative (USTR) extended section 301 tariff exclusions on a myriad of Chinese products, including graphite, that were set to expire. Given shifting relations between China and the U.S. these exclusions could be reinstated again. NVX believes these measures underscore the need for North American producers to develop a local supply chain for battery materials in the U.S.

Recently the U.S. Trade Representative (USTR) announced new, extended or higher tariffs from China effective June 15, 2024. NVX expects this will make its material more competitively priced. This is also likely to encourage continued development of a North American supply chain, in our view.

NVX MATERIAL COMPETITIVE, CONFIRMS COMPANY REITERATES SUPPLY TARGETS

Plant location, quality of materials expected competitive advantages as battery demand climbs

The company believes the location of its plant and competitiveness of samples of its materials will be competitive advantages as North American battery demand climbs. Reflecting this, NVX has noted that it continues to attract interest from prospective tier one customers seeking local supply. The company's Tennessee production capacity is expected to facilitate its goal of becoming a leading global supplier of key battery material.

Hatch Ltd, a global engineering and consulting firm, recently completed an independent assessment of the Novonix Riverside facility, focusing on multiple topics including evaluating plant operations, project execution, and financial model assumptions as well as the graphite market, production technology, environmental considerations, and supply agreements, among other topics. Following Hatch's review, NVX is more confident than ever that it remains on track for its initial 3,000 tonnes per annum (tpa) of commercial production capacity at the facility by year-end 2024, with all primary production equipment in place or ordered.

An earlier Hatch study found that the NVX process could potentially reduce power consumption by an estimated 25% and practically eliminate waste byproduct generation over the conventional process. These factors contributed to a potential processing cost reduction of an estimated 50% (excluding material feedstock costs) and potentially lower capital costs by an estimated 30% when considering a 30,000 tpa high-nickel cathode manufacturing facility. Based on the scoping study comparing the two processes, the NVX process is estimated to consume fewer natural resources, likely requiring essentially no reagents and generating fewer waste streams, and, as a result, is likely a far more environmentally friendly and sustainable process than the conventional process. This supports NVX's goal to produce a lower-emissions synthetic graphite supply in North America.

NVX's Estimated Riverside Economics

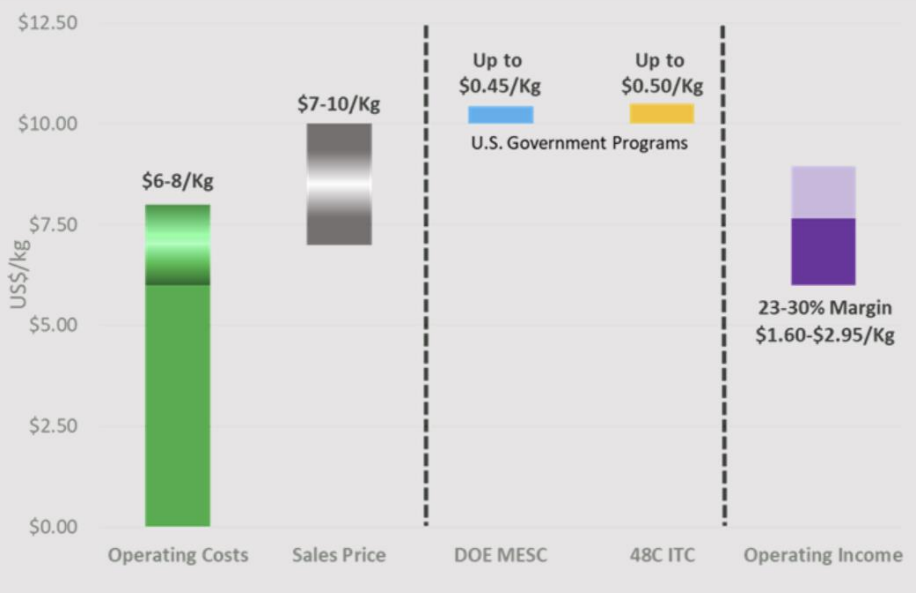

Source: Company reports

Incorporating the expected 48C tax credit benefit on operating margins, the company also revised previous estimates for production economics. NVX expects that at targeted 20,000 tpa capacity at the Riverside facility, it can attain operating margins in the range of 23-30%. The factors behind this estimate range are an operating cost range of US$6-8/kg and an anticipated selling price of US$7-10/kg. The potential impact of the Section 301 tariffs noted earlier might have an additional impact that could potentially further improve the expected operating margins.

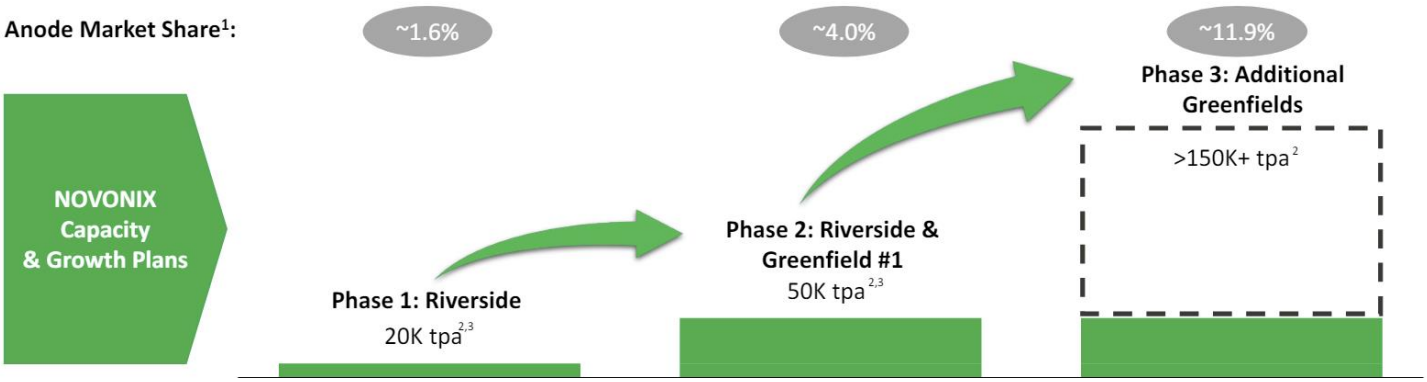

Source: Company presentation

Currently, manufacturers in China produce about 65% to 80% of the world's graphite, according to the U.S. Geological Survey and USTR, and Chinese companies control an estimated 80+% of the market for automotive battery anodes. Importantly, Novonix believes it has first mover advantage as an early manufacturer of synthetic graphite in North America.

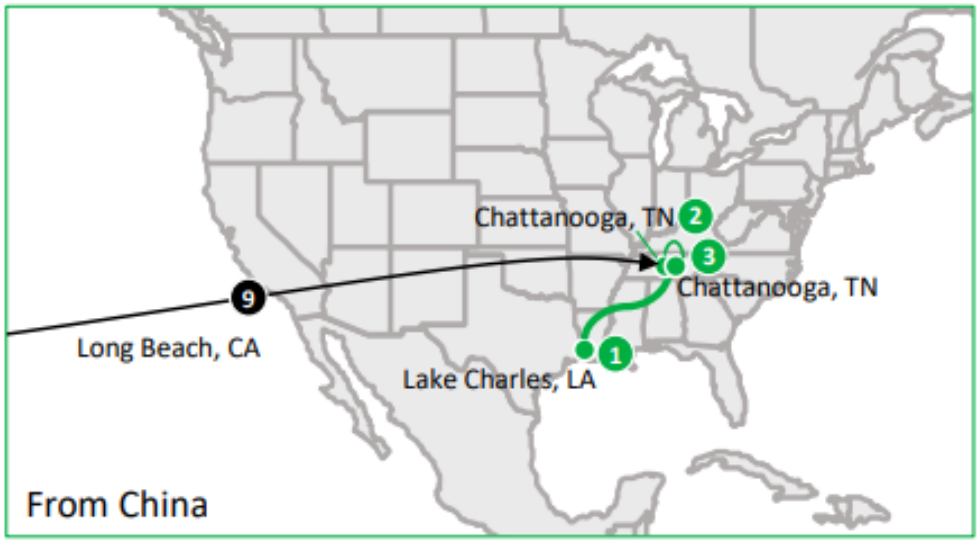

Source: Company presentation

With products that are competitive compared to dominant producers in China in terms of quality and energy consumption during production and the proximity of its Riverside, Tennessee plant to North American demand, the company believes it has multiple competitive advantages. Moreover, recent regulatory indications are also likely to benefit NVX, in our view. Synthetic graphite is eligible for rebates under government programs.

MULTIPLE DEALS SECURE DEMAND IN ADVANCE OF COMMERCIAL PRODUCTION

NVX has multiple customer deals in place and continues to secure new customers

PowerCo Testing & development agreement…

One of the company's near-term key pillars is to secure additional customers and lock in demand for its products. Among the many agreements NVX has formed to secure demand, access to key relationships and / or financing, is a recent agreement with PowerCo SE. Established in July 2022, PowerCo SE is part of the Volkswagen Group and was formed for Volkswagen to bundle its global battery activities into one key operating group. PowerCo oversees Volkswagen's global factory operations, cell technology developments and vertical integration. PowerCo has identified three gigafactory locations with aggregate capacity of up to 200 GWh per annum. One is located in Salzgitter, Germany, which is where PowerCo is based. The other two are in Valencia, Spain and St. Thomas, Canada.

The two have signed a non-exclusive Testing and Development Agreement (TDA) to develop, test and analyze synthetic graphite anode materials customized to meet PowerCo's requirements. If the results are successful, the two might then enter into a supply agreement for developed products. NVX has entered into similar agreements with others that have led to supply deals.

Novonix-Kore Power agreement…

Kore Power. Kore is a leading U.S.-based developer of battery cell technology for the clean energy industries. Under the terms of a supply agreement, Novonix will be the exclusive supplier to Kore Power's U.S. battery cell manufacturing facility. KORE has secured financing for lithium-ion battery cell production gigafactory. In July 2021, Kore unveiled its plans to construct KorePlex, a one million square foot manufacturing facility intended to support up to 12 gigawatt hours (GWh) of battery cell production. According to Kore, KorePlex will be one of the first U.S. battery cell gigafactories constructed independently of an automotive OEM.

Novonix expects to commence delivery of anode material to Kore Power beginning in 2024. Initially, NVX will supply approximately 3,000 tpa to Kore in 2024 from the Riverside plant and ramp to approximately 12,000 tpa in 2028, to match Kore's required volume.

The Kore agreement represents a milestone as Novonix's first commitment for sales of significant volumes of material and, as such, Kore Power represents a key component of NVX's Phase 1 production ramp strategy. It is particularly important as Novonix moves forward with its plant expansion plan. Kore pointed to Novonix's role as "the leading U.S. domestic supply of synthetic graphite anode materials and related technology" as a key driver of the agreement.

LG Energy Solution…

In addition to the Kore agreement noted above, the company's recent agreement with LG Energy Solution to jointly research and develop artificial graphite anode material for lithium-ion batteries is among the most important of the many agreements Novonix has formed to-date, we believe. LG Energy Solution believes that it holds the largest portfolio of battery-related patents in the world, with more than 25,000 patents, according to the company. LG Energy Solution's goal is to reach carbon neutral operations by 2050.

Per the terms of the agreement with Novonix, LGES will have the option to purchase up to 50,000 tons of artificial graphite anode material over a 10-year period once mass production commences. Mass production at NVX's Riverside facility is expected to begin in 2026 with an initial 30,000 tons per annum of production capacity targeted.

LGES operates or is constructing two stand-alone and five joint venture plants in the U.S. and intends to expand local battery production and establish a local supply chain for battery components, including electrodes, cells, and modules, to benefit from the Inflation Reduction Act (IRA). These goals are consistent with Novonix's plans to develop a North American supply chain option for high performance artificial graphite.

The joint NVX-LGES runs through June 2025 and is expected to test material developed at NVX's Riverside facility. Depending on the outcome of testing, Novonix expects to form a purchase agreement with LG Energy Solutions giving LGES the option to purchase up to 50,000 tons of artificial graphite over a 10 year period, with potential for higher supply if there is sufficient production capacity. Any jointly developed and owned IP (intellectual property) will be cross-licensed by the two partners.

Importantly, in our view, this also furthers NVX's goal to obtain financing, as noted. The overall agreement between the two JV partners included NVX issuing US$30 million of unsecured convertible notes to LGES, as noted. These and other strategic relationships underscore the positives of Novonix's business plan and growth strategy, in our view. For example, the Phillips 66 relationship is expected to provide Novonix access to key materials required to produce synthetic graphite. Specifically, Phillips 66 is one of the world's leading manufacturers of specialty coke, which is a critical precursor in the production of batteries and which Novonix processes to produce its high-performance anode material. Philips 66 operates facilities in the U.S. and U.K. that produce materials Philips 66 sells to manufacturers of synthetic graphite based in China and other markets. The two companies signed a technology development agreement to advance the production and commercialization of anode materials for lithium-ion batteries. They will collaborate to accelerate development of next-gen materials for the U.S. battery supply chain.

Panasonic…

In 1Q24, NVX announced that it has signed a binding off-take agreement to supply high-performance synthetic graphite anode material to Panasonic Energy's North American operations. The materials will come from Novonix's Riverside facility, which is located in Chattanooga, Tennessee. Panasonic Energy has agreed to purchase at least 10,000 tonnes of anode material over the 2025-2028 period for use in its U.S. plants, subject to Novonix achieving certain milestones regarding final mass production qualification timelines prior to 4Q25. In addition, Novonix has agreed to use "best efforts" to deliver volumes that exceed this level if Panasonic Energy requests additional materials during the term of the agreement. Panasonic Energy also has the right to reduce the 10,000 tonne off-take volume (by up to 20%) if the above noted milestones are not achieved by the designated timeline. The agreement includes a step-up pricing component to adjust Panasonic Energy's purchase price if Novonix's raw material costs change significantly.

NVX's supply agreements with Kore, Panasonic, LG Energy Solution (LGES) and potentially PowerCo and others are key components behind the company's strategy to ramp production capacity at its Riverside facility in Chattanooga, Tennessee to a targeted 20,000 tpa output at full operation. The company's plans are likely to have a tailwind from government initiatives to support green energy. For instance, we believe the Inflation Reduction Act (IRA) and other measures underscore and potentially expand prospective opportunities for Novonix. The IRA includes an estimated $369 billion earmarked for investments related to climate change and securing U.S. energy security, including renewable energy technologies. The U.S. federal government has incentivized consumer purchase of EVs using tax credits since 2010. Most EVs and even hybrids have been eligible for a federal tax credit of up to $7,500, depending on the total number of EVs the OEM manufacturer has sold. (Tesla and GM cumulative EV sales to-date make their vehicles ineligible for the federal incentive program, but proposed legislative revisions might make future GM EV sales eligible). In addition to federal credits, many states also offer incentives for purchasing a new EV.

DEMAND LITHIUM-ION BATTERIES: MULTIPLE DRIVERS

Growing focus on green energy solutions, EV adoption, IRA …

Growing focus on green automotive options is leading to development of infrastructure to support the anticipated rising adoption of electric vehicles (EVs). Also encouraging in terms of consumer adoption is continued improvements in EV performance and regulatory restrictions on automobile emissions. On average, the minimum performance on electric range increased to 150 kilometers (km) in 2018, from 100 km the prior year, according to McKinsey. McKinsey also notes that "governments and cities have introduced regulations and incentives to accelerate the shift to sustainable mobility. Regulators worldwide are defining more stringent emissions targets… In line with EV uptake, the buildup of charging infrastructure needs to accelerate to avoid becoming a potential bottleneck and limiting consumer-driven EV adoption." Automotive OEMs such as GM and Tesla, among others, have also announced planned battery initiatives in North America.

… and initiatives by many industry leaders

We view these initiatives as positives that underscore the potential demand for batteries and could serve as a catalyst for Novonix growth as it builds a North American ecosystem for EV batteries. Construction of charging infrastructure to support EV adoption has also been increasing. The Biden administration, U.S. Department of Transportation (DOT) and U.S. Department of Energy (DOE) recently announced their agreement to deploy about $5 billion over 5-years to support the development of a national EV charging network along what they refer to as "designated alternative fuel corridors, particularly along the interstate highway system." They refer to this as "an important step towards making electric vehicle (EV) charging accessible to all Americans."

VALUATION

Primarily reflecting general market volatility, the interest rate environment and uncertainty about gaining market share in the near- to medium-term, NVX shares have been under pressure. Although we believe certain company milestones can help alleviate this pressure, we expect general market / economic uncertainty could continue to weigh on them in the near-term. Nevertheless, as Novonix moves closer to commercializing its North American materials businesses, we expect the shares to begin to reflect the value of the anode and cathode initiatives. We believe expected milestones – such as fulfilling the Kore supply agreement – could act as catalysts for multiple expansion and share price appreciation.

Given anticipated battery demand and depending on market conditions, it is not unreasonable to expect that the company could deliver annual revenue of US$15 million to US$20 million range in the next few years, the combination of the legacy BTS business and new materials and testing revenue.

After recent pull-backs, share price multiples in the clean tech space average about 3x and significantly higher multiples for renewable energy players, down from substantially higher levels pre-pandemic. While there are no true direct comparisons for Novonix, in our view, these sectors can provide a benchmark. If NVX can reach the above noted revenue in the 2026-27 timeframe, discounting back at 11% per annum (a higher rate than we used previously reflecting the interest rate environment) implies near-term imputed revenue of about US$8.5 million. To that we apply a 2.5x multiple, below the blended sector multiples noted above to reflect higher risk at this early stage in NVX's development, and confidence metric of roughly 25% to account for potential delays in delivering this topline. This implies a near-term valuation of about $4. If the company achieves certain milestones faster than we expect, it could cause us to change our confidence metric. Moreover, we believe the MENA JV, new SandboxAQ collaboration and Axon could create upside to our valuation. NVX and MENA intend to advance the construction of the plant in Saudi Arabia.

Moreover, although we believe it is early to evaluate NVX ADRs on traditional measures such as P/E and EV/EBITDA, the company has recently provided metrics it expects will help it reach B/E and profits. We believe the risk / reward ratio could be attractive for investors who have a higher than average risk tolerance and longer time horizon. We think the current share price level does not reflect the fundamental value of the company's prospects and expect them to begin to reflect future prospects, as the company continues to advance its strategy. In success, we would anticipate multiple and share price expansion. Any delay or failure in successful execution of the strategy could cause the share price to decline and represent a potential risk to our valuation.

RISKS

We believe risks to Novonix achieving its goals, and to our valuation, include the following, among others.

- Among the biggest risks, in our view, is that the NVX anode material does not gain market share as quickly as the company expects, which leads to slower than anticipated revenue ramp. However, we believe the expected cost competitiveness of the product mitigates this risk.
- The timing of expanding production capacity at the Tennessee plant could be delayed, which would also delay sales ramp.
- The company could incur unanticipated costs associated with its growth strategy.
- The price of synthetic graphic could come under pressure if substitute materials are shown to be effective or if other producers price irrationally to protect market share.
- Additional commercial deals, such as the one with Samsung, might take longer than expected to close or might not materialize at all.
- Competition could increase.
- Technology could evolve that makes the company's advanced materials less important to the global battery sector than management currently anticipates.
- NVX might need to raise additional capital to support its strategy that could be dilutive to current shareholders.

RECENT NEWS

- NVX completed an independent Engineering assessment of the Riverside facility on May 29, 2024.
- On May 22, 2024, CFO Nick Liveris announced his intention to transition to a director role.
- The company completed due diligence for the combination of natural graphite interests into Axon Graphite on May 15, 2024.
- On May 14, 2024, PowerCo SE and NVX entered into a Testing and Development Agreement.
- On February 4, 2024, NVX appointed Sharan Burrow AC to its board.
- NVX finalized the US$100 million grant award from the U.S. DOE on October 26, 2023.

PROJECTED FINANCIALS

Novonix Income Statement & Projections (6 months ended in US$)

	June 2022A	Dec 2022A	June 2023A	Dec 2023A	June 2024E	Dec 2024E
Revenue from contracts with customers	3,178,925	2,702,276	3,919,895	8,054,528	3,966,934	8,135,073
COGs	(2,718,918)	(1,319,682)	(2,765,896)	2,817,269	2,776,854	2,845,442
Gross profit / (loss)	460,007	1,382,594	1,153,999	5,237,259	1,190,080	5,289,632
Gross margin	14%	51%	29%	65%	30%	65%
Admin & other expense	(9,527,146)	(11,481,647)	(9,803,730)	(18,863,896)	(9,852,749)	(19,052,535)
Borrowing costs	(881,568)	(943,421)	(981,100)	(2,864,102)	(986,006)	(2,892,743)
D&A	(2,423,450)	(2,572,019)	(2,331,394)	(4,740,135)	(2,343,051)	(4,787,536)
Equity pick up	(8,113,657)	-	-		-	-
R&D	(2,459,073)	(2,020,656)	(2,278,806)	(5,750,574)	(2,301,594)	(5,808,080)
Share based comp	(5,929,068)	(5,354,429)	(6,818,045)	(5,621,959)	(6,852,135)	(5,678,179)
Employee benefits	(7,162,384)	(8,549,850)	(8,909,635)	(20,339,880)	(8,954,183)	(20,543,279)
Other expense	4,988,515	1,675,414	1,869,964	6,495,077	1,879,314	6,560,028
Total	(31,507,831)	(29,246,608)	(29,252,746)	(51,685,469)	(29,410,404)	(52,202,324)
Pretax income / (loss)	(31,047,824)	(27,864,014)	(28,098,747)	(46,448,210)	(28,220,324)	(46,912,692)
Taxes	-	-	-	199,949	-	-
FX	(8,328,385)	(2,445,538)	(2,827,882)	(1,489,976)	(2,393,519)	(1,504,876)
Net loss	(39,376,209)	(30,309,552)	(30,926,629)	(47,738,237)	(30,613,843)	(48,417,568)
LPS	($0.06)	($0.06)	($0.06)	($0.09)	($0.06)	($0.09)
Loss per ADR	($0.26)	($0.23)	($0.23)	($0.38)	($0.23)	($0.38)
Avg shares out	486,616,365	486,616,365	486,947,711	487,474,460	492,617,188	497,543,360
ADRs	121,654,091	121,654,091	121,736,928	121,868,615	123,154,297	123,087,301

Source: Company reports, Zacks estimates

FY ends Dec. 31

One Novonix ADR represents four (4) ordinary shares on the Australian exchange

© Copyright 2024, Zacks Investment Research. All Rights Reserved.

HISTORICAL STOCK PRICE

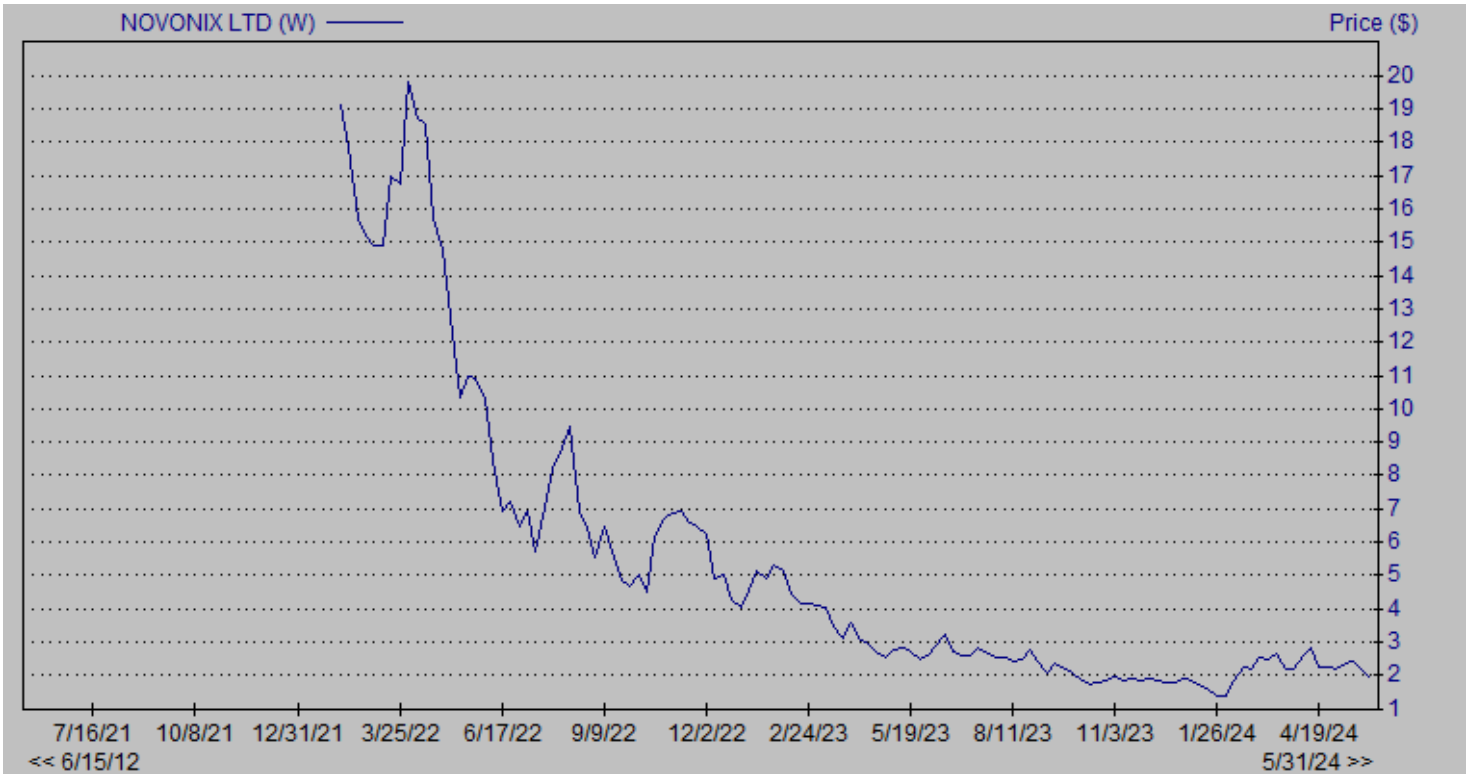

© Copyright 2024, Zacks Investment Research. All Rights Reserved.

DISCLOSURES

The following disclosures relate to relationships between Zacks Small-Cap Research ("Zacks SCR"), a division of Zacks Investment Research ("ZIR"), and the issuers covered by the Zacks SCR Analysts in the Small-Cap Universe.

ANALYST DISCLOSURES

I, M. Marin, hereby certify that the view expressed in this research report accurately reflect my personal views about the subject securities and issuers. I also certify that no part of my compensation was, is, or will be, directly or indirectly, related to the recommendations or views expressed in this research report. I believe the information used for the creation of this report has been obtained from sources I considered to be reliable, but I can neither guarantee nor represent the completeness or accuracy of the information herewith. Such information and the opinions expressed are subject to change without notice.

INVESTMENT BANKING AND FEES FOR SERVICES

Zacks SCR does not provide investment banking services nor has it received compensation for investment banking services from the issuers of the securities covered in this report or article.
Zacks SCR has received compensation from the issuer directly, from an investment manager, or from an investor relations consulting firm engaged by the issuer for providing non-investment banking services to this issuer and expects to receive additional compensation for such non-investment banking services provided to this issuer. The non-investment banking services provided to the issuer includes the preparation of this report, investor relations services, investment software, financial database analysis, organization of non-deal road shows, and attendance fees for conferences sponsored or co-sponsored by Zacks SCR. The fees for these services vary on a per-client basis and are subject to the number and types of services contracted. Fees typically range between ten thousand and fifty thousand dollars per annum. Details of fees paid by this issuer are available upon request.

POLICY DISCLOSURES

This report provides an objective valuation of the issuer today and expected valuations of the issuer at various future dates based on applying standard investment valuation methodologies to the revenue and EPS forecasts made by the SCR Analyst of the issuer's business.
SCR Analysts are restricted from holding or trading securities in the issuers that they cover. ZIR and Zacks SCR do not make a market in any security followed by SCR nor do they act as dealers in these securities. Each Zacks SCR Analyst has full discretion over the valuation of the issuer included in this report based on his or her own due diligence. SCR Analysts are paid based on the number of companies they cover. SCR Analyst compensation is not, was not, nor will be, directly or indirectly, related to the specific valuations or views expressed in any report or article.

ADDITIONAL INFORMATION

Additional information is available upon request. Zacks SCR reports and articles are based on data obtained from sources that it believes to be reliable, but are not guaranteed to be accurate nor do they purport to be complete. Because of individual financial or investment objectives and/or financial circumstances, this report or article should not be construed as advice designed to meet the particular investment needs of any investor. Investing involves risk. Any opinions expressed by Zacks SCR Analysts are subject to change without notice. Reports or articles or tweets are not to be construed as an offer or solicitation of an offer to buy or sell the securities herein mentioned.

CANADIAN COVERAGE

This research report is a product of Zacks SCR and prepared by a research analyst who is employed by or is a consultant to Zacks SCR. The research analyst preparing the research report is resident outside of Canada, and is not an associated person of any Canadian registered adviser and/or dealer. Therefore, the analyst is not subject to supervision by a Canadian registered adviser and/or dealer, and is not required to satisfy the regulatory licensing requirements of any Canadian provincial securities regulators, the Investment Industry Regulatory Organization of Canada and is not required to otherwise comply with Canadian rules or regulations.