

October 4, 2021

Zacks Small-Cap Research

Sponsored – Impartial - Comprehensive

Steven Ralston, CFA

312-265-0426
sralston@zacks.com

scr.zacks.com

10 S. Riverside Plaza, Chicago, IL 60606

Bioceres Crop Solutions (BIOX-NASDAQ)

New fertilizer pricing structure, coupled with the reorganization of the sales effort in the Crop Protection segment **drives 13.4% YOY increase in total comparable revenues in fiscal 2021**. Bioceres remains poised to benefit from regulatory approvals in China and Brazil for HB4 soy & wheat.

A discounted cash flow (DCF) model that applies a 14.5% discount rate and a terminal price-to-sales ratio (P/S) of 0.56 (which is the median P/S ratio of a large agricultural products company) indicates a share price target of \$18.20.

Current Price (10/01/21) \$13.26
Valuation **\$18.20**

OUTLOOK

Bioceres Crop Solutions is an integrated, global provider of **crop productivity solutions** and is on the verge of globally commercializing HB4 drought-tolerant technology with two highly significant Go-To-Market opportunities: **HB4 soybeans** and **HB4 wheat**. Bioceres has advanced the HB4 seed trait, which assists in increasing crop yields by 12% to 19% (particularly in areas prone to drought conditions) through R&D, field trials and highly significant bio-agricultural regulatory approvals. The company is **building up seed inventories** in preparation for fast-tracking commercialization for when importation approvals are granted by China and Brazil.

SUMMARY DATA

52-Week High \$17.94
52-Week Low \$5.11
One-Year Return (%) 147.39
Beta 0.91
Average Daily Volume (shrs.) 30,793

Shares Outstanding (million) 40.61
Market Capitalization (\$mil.) \$538.52
Short Interest Ratio (days) 1.2
Institutional Ownership (%) 13.6
Insider Ownership (%) 81.9

Annual Cash Dividend \$0.00
Dividend Yield (%) 0.00

3-Yr. Historical Growth Rates
Sales (%) 16.2
Earnings Per Share (%) N/M
Dividend (%) N/A

P/E using TTM EPS N/M
P/E using 2022 Estimate N/M
P/E using 2023 Estimate N/M

Risk Level Above Average
Type of Stock Small - Growth
Industry Ag Biologics

ZACKS ESTIMATES

Revenue

(in millions of \$)

	Q1	Q2	Q3	Q4	Year
	(Sep)	(Dec)	(Mar)	(Jun)	(Jun)
2019	29.6 A	62.5 A	18.7 A	49.8 A	160.6 A
2020	36.3 A	63.0 A	25.7 A	48.2 A	173.1 A
2021	42.4 A	48.7 A	36.2 A	82.2 A	209.5 A
2022	46.1 E	87.7 E	31.1 E	68.7 E	233.7 E

Earnings per share

(EPS is operating earnings before non-recurring items)

	Q1	Q2	Q3	Q4	Year
	(Sep)	(Dec)	(Mar)	(Jun)	(Jun)
2019	-\$0.07 A	\$0.19 A	-\$0.72 A	-\$0.04 A	-\$0.60 A
2020	-\$0.20 A	\$0.31 A	-\$0.09 A	\$0.06 A	\$0.09 A
2021	-\$0.19 A	\$0.02 A	-\$0.03 A	\$0.02 A	-\$0.18 A
2022	\$0.01 E	\$0.13 E	-\$0.13 E	\$0.11 E	\$0.12 E

Quarterly revenues may not equal annual revenues due to rounding.

Quarterly EPS may not equal annual EPS due to rounding or dilution.

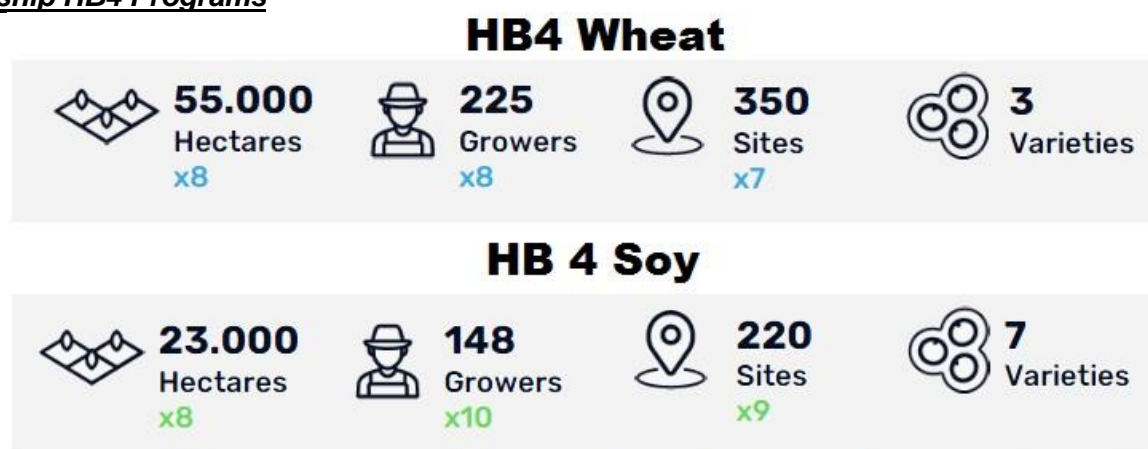
EXECUTIVE SUMMARY FOR FISCAL 2021

On September 9, 2021, Bioceres Crop Solutions reported financial results for the **fourth fiscal quarter** and **fiscal year** ending June 30, 2021.

Fiscal 2021 - Operational Highlights

Comparable revenues increased 13% to \$197.4 million in fiscal 2021 and **adjusted EBITDA increased 3.9%** to \$48.3 million. Despite the second fiscal quarter being impacted by severe drought conditions in certain key growing areas in South America, positive top-line momentum in the second half was driven by the implementation of management's **pricing strategy in micro-beaded fertilizer business** and the **reorganization of the Crop Protection business**. In addition, contributed goods are expected to generate approximately \$7.2 million in revenues when the seed inventories are sold.

Flagship HB4 Programs



Bioceres Crop Solutions Presentation September 2021

HB4 Wheat

In the June-July 2021 planting season, **55,000 hectares were planted**, up 686% from 7,000 hectares last year. The **number of HB4 wheat growers** increased 800% YOY from 25 to **225** with 95% onboarding digitally, a testament to the company's **Generation HB4 digital β-platform**, which automates commercial interaction, credit scoring, contract execution and input logistics. Through a **comprehensive dashboard** app, growers **sign up by geo-positioning their fields** and then manage orders, invoicing, billing, traceability etc.

The 2020 season was characterized by severe drought conditions in certain growing regions. HB4 wheat **out-yielded commercial varieties on average by 13.5%**. In low-end productivity environments, HB4 wheat increased yields by an average of 42%. These drought conditions enabled Bioceres Crop Solutions to showcase HB4 technology under real world conditions.

HB4 Soy

In the November-December 2020 planting season, approximately **23,000 hectares** of drought-tolerant HB4 soybeans were planted (up 667% from 3,000 hectares in the prior fiscal year) with the **number of growers** increasing 887% from 15 to **148**. As of mid-May, roughly 60% of the crop had been harvested.

HB4 soy has demonstrated **significant yield benefits** in highly restricted environments in environments where average yields are below 1.5 tons per hectare. However, the benefit was not being realized in moderate to highly productive environments where average yields were greater

than 2.5 tons per hectare. The company has developed second and third generation varieties that meaningfully reduce the drag. The first generation materials are being discontinued, and second generation varieties are being repositioned for double cropping while third generation varieties are being ramped up.

Awaiting Regulatory Approvals from Brazil and China

The growing seed inventories for HB4 wheat and HB4 soy are laying the foundation for Bioceres to meaningfully launch both HB4 wheat and HB4 soy in Brazil and China, respectively, once regulatory approvals are granted.

The **Brazilian HB4 wheat regulatory process progressed in June 2021**, when the Comissão Técnica Nacional de Biossegurança (National Technical Biosafety Commission aka CTNBio) requested additional gene expression information for native non-targeted genes of relevance from Bioceres. The requested information was filed with CTNBio by August 18th.

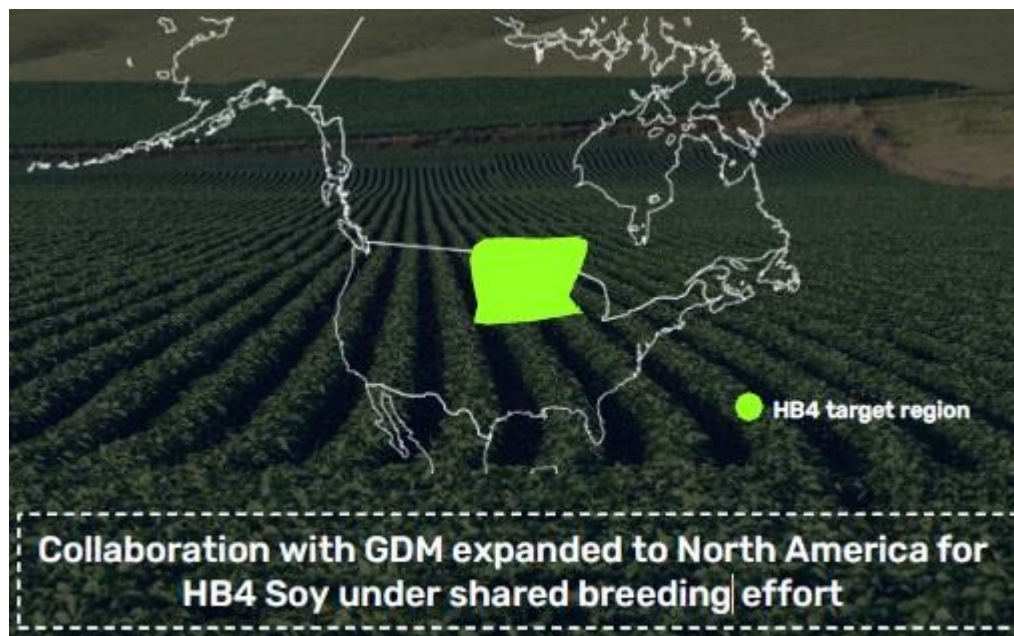
The Chinese regulatory authorities did not request any additional information regarding HB4 soy during the fourth fiscal quarter.

Regulatory Approval

On June 1, 2021, Bioceres announced that the Canadian Health Agency and the Canadian Food Inspection Agency **approved HB4 drought and herbicide tolerant soybeans** for consumption (food & feed) and production **in Canada**. The target market is in southern Canada where approximately 2.5 million hectares of soybeans are farmed where yields are usually below three tonnes per hectare.

Strategic Partnerships

In December 2013, Verdeca (now wholly-owned by Bioceres) entered into a joint venture with **GDM Seeds** (Grupo Don Mario) to develop and commercialize HB4 soybean varieties. A **new agreement** was signed during the fourth fiscal quarter of 2021 that **expanded the collaboration to North America**, an opportunity estimated to be over 10 million hectares. The immediate **target areas** are **southern Canada, Minnesota and the Dakotas**.



Bioceres Crop Solutions Presentation September 2021

In mid-March, 2021, Bioceres Crop Solutions **contributed its GLA rights** to **Moolec Science Ltd** in return for a **6% equity interest** (2,919,715 ordinary shares) in the company. Moolec Science is an Ag-Food tech company that is in the process of developing hybrid crops that combine plant-based and cell-based technologies in order to provide **meat analog food-proteins**. In an effort to commercialize cultured meat, Moolec has produced rennin (bovine enzyme chymosin) in safflower seeds and currently is working on producing bovine (cow) and porcine (pig) functional proteins in protein-rich crops, initially in soybean and peas, but also in wheat and oats.



- Founded in 1947, Havanna is a leading player in the high-end coffee shops segment
- Operates over 300 stores across the Americas and Europe
- Agreement first targets customers in Brazil and Argentina
- Farm-to-Fork Traceability, secured on Blockchain Technology

Bioceres Crop Solutions FY3Q-2021 Presentation

In early May 2021, Bioceres Crop Solutions entered into an agreement with **Havanna SA**, a manufacturer of premium food products that are sold in retail stores and supermarkets as well as through its own **system of over 300 franchise coffee shops**. **Havanna will develop and roll out a line of HB4 wheat-derived products** with farm-to-fork traceability. This foray into the direct-to-consumer channel should not only promote **consumer engagement** with HB4 wheat, but also valid the **adoption of HB4 wheat** as a **high value ingredient** by other food processors.

Acquisition of Remaining 50% of Verdeca

On November 12, 2020, **Bioceres Crop Solutions acquired the other 50% ownership interest** in the Verdeca joint venture held by Arcadia Biosciences (as well as the Intellectual Property assets related to soybeans for Latin America) for \$20.0 million, consisting of \$6.0 million in cash and 1,875,000 shares of Bioceres (worth \$14 million). In addition, Arcadia will receive \$2.0 million upon Verdeca obtaining regulatory import clearance for HB4 soybeans from China. In addition, Arcadia will receive 6% royalty payments of the net HB4[®] soybean technology revenues realized by Verdeca up to a maximum of \$10 million. Subsequently, in June 2021, Arcadia Biosciences sold its entire 1,875,000-share holding in Bioceres for \$22.2 million.

Bioceres Crop Solutions **now owns 100% of Verdeca LLC**. The acquisition includes Verdeca's library of gene-edited materials, including exclusive rights to Arcadia's HB4 soy technologies developed during the years of the joint venture. Bioceres is now in sole control and now accelerate breeding and go-to-market efforts for HB4 soy. In addition, Bioceres also has been granted **rights to Arcadia's wheat traits**, the **Good Wheat brand** and other GLA non-core assets **for Latin America**.

Removal of All Outstanding Warrants

During the fourth fiscal quarter, Bioceres exchanged all 24,200,000 outstanding warrants through a \$1.031 million tender offer transaction, thereby eliminating potential future dilution.

ESG (Environmental, Social and Governance) Assessment

Bioceres Crop Solutions commissioned **Vigeo Eiris**, the ESG Solutions Group of the well-known Moody's rating company, to produce an independent Second Party Opinion (SPO) on the social and environmental impact the roll out of HB4 soy and HB4 wheat in terms of cumulative CO₂-equivalent savings. Management's goal for the roll out of HB4 technology is to achieve over 156,000 tons in cumulative CO₂-equivalent savings by 2025.

Management desires to adhere to Voluntary Process Guidelines of the ICMA (International Capital market Association), which recommend achieving certain **Sustainability-Linked Bond Principles** (SLBP) in order to give guidance to market participants that allocate capital to sustainability-linked financial products. SLBP include realizing material, pre-determined and verifiable ESG sustainability objectives through quantitative **Key Performance Indicators** (KPIs). Management believes its goal in terms of cumulative CO₂-equivalent savings provides a clear definition of a KPI, along with its reference to the **Sustainable Development Goals** (SDGs) of the United Nations (namely SDG 2 and 13), sets the foundation to qualify as an issuer of Sustainability-Linked Bonds (SLBs) .

FINANCIAL RESULTS

Fourth Quarter of Fiscal 2021 Financial Results

Bioceres Crop Solutions reports financial results where its Argentinean operations are subject to **IAS 29**, since Argentina's economy is currently classified as hyperinflationary. Under IAS-29, comparable financial information is provided so that investors can make better informed decisions. In order to adjust nominal cash flows in terms of purchasing power, prior-period accounting line items in the income statement are restated so that they are expressed on the basis of the purchasing power of the hyperinflationary functional currency at the end of the reporting period. In this manner, cash flows are adjusted for the effects of general inflationary price index changes, and investors are provided relevant and comparable information for a company's operations.

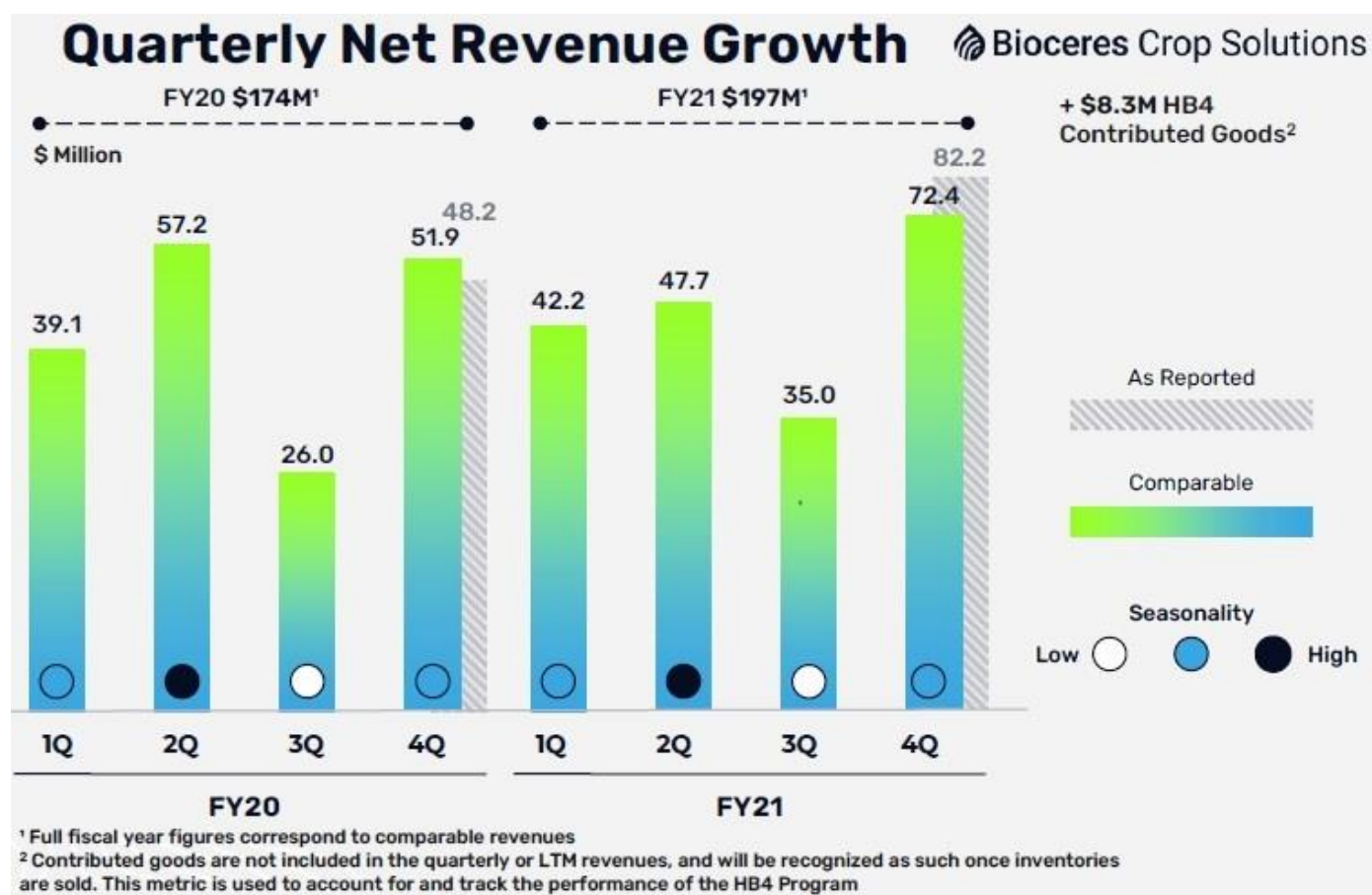
On September 9, 2021, Bioceres Crop Solutions reported financial results for the **fourth fiscal quarter** ending June 30, 2021. Management's **new fertilizer pricing structure** stimulated **sales of micro-bead fertilizer** and the **reorganization of the sales effort** in the Crop Protection segment drove increased sales of **adjuvants, insecticides and fungicides** in the fourth quarter. Consequently, **total comparable revenues increased 39.5% YOY** to approximately **\$72.4 million** from \$51.9 million in the fourth quarter of fiscal 2020.

Comparable revenues of the **Crop Nutrition** segment **increased 45.5%** to approximately \$22.7 million versus \$15.6 million in the comparable quarter last year. The **catalyst was micro-beaded fertilizer**, which management has been priming up through a commercial pricing strategy designed to utilize more of the installed operational capacity of 50,000 tonnes. The plant's utilization rate on a 12-month trailing basis was 40% (20,000 tonnes) compared to 34% (17,000 tonnes) in the prior fiscal quarter and 30% (15,000 tonnes) during fiscal 2020 and 20% (10,000 tonnes) in fiscal 2019. **Inoculant sales** also increased as volumes increased 60% from 2.5 million doses to 4 million doses.

In the **Crop Protection** segment, **comparable revenues increased 48.4%** to approximately \$42.9 million versus \$28.9 million in the comparable quarter last year due to strong demand for insecticides, fungicides and adjuvant sales in Latin America.

In the **Seed and integrated products** segment, comparable revenues declined 8.1%, from \$7.4 million to \$6.8 million, primarily due product mix shift to lower priced packs in Latin America as volumes remained flat at 1.1 million doses.

The **comparable gross profit margin of total comparable revenues compressed 390 basis points** from 47.3% in the fourth quarter last year to 43.4% in fourth fiscal quarter of 2021.



Bioceres Crop Solutions Presentation September 2021

Reported selling, general and administrative (SG&A) expenses increased 53.5% to \$16.1 million, primarily due increased employee salaries and social security expenses, but less than 68.4% increase in revenues from contracts with customers. R&D expenses increased 153% over the comparable quarter last year.

Adjusted EBITDA increased 12.9% YOY to \$16.6 million in the fourth fiscal quarter versus \$14.7 million in the fourth quarter of the prior fiscal year, primarily driven by increased gross profits from the Crop Nutrition and Crop Protection segments, somewhat offset by higher operating expenses related to data acquisition for the HB4 program, the rollout of the digital platform and supporting an increased amount of hectares.

For the **fourth fiscal quarter**, Bioceres Crop Solutions **reported a net profit attributable to equity holders of \$633,686** (or \$0.0164 per diluted share) versus \$2.22 million (or \$0.0608 per diluted share) in the fourth fiscal quarter last year.

Fiscal 2021 Financial Results

Bioceres Crop Solutions also reported financial results for the **fiscal year** ending June 30, 2021. Management's **new fertilizer pricing structure**, coupled with the **reorganization of the sales effort** in the Crop Protection segment during the fourth fiscal quarter, **drove a 13.4% YOY increase in total comparable revenues** to approximately **\$197.4 million** from \$174 million in fiscal 2020.

Comparable revenues of the **Crop Nutrition** segment **increased 19%**. The significant **catalyst was micro-beaded fertilizer**, which management has been priming up through a commercial pricing strategy designed to utilize more of the installed operational capacity of 50,000 tonnes. The plant's utilization rate on a 12-month trailing basis was 40% (20,000 tonnes) compared to 30% (15,000 tonnes) during fiscal 2020 and 20% (10,000 tonnes) in fiscal 2019. In addition, price increases in commodity fertilizers (the primary competition to the company's micro-beaded fertilizer) further incentivized farmers to transition and adopt the advanced technology of micro-beaded fertilizer.

In the **Crop Protection** segment, **comparable revenues** increased 13%, bolstered by the **reorganization of the sales effort** during the fourth fiscal quarter. In the **Seed and integrated products** segment, comparable revenues increased only 5% as an unfavorable product mix shift to B2B sales and lower-priced packs in Latin America reduced the segment's rate of top-line growth.

The **comparable gross profit margin compressed 102 basis points**.

Reported selling, general and administrative (SG&A) expenses increased 24.1% to \$47.6 million from \$38.3 million in fiscal 2020. Major factors include higher employee salaries and social security expenses in the baseline business, expenses related to the ramp up of the HB4 program and additional outsourced professional services incurred by the roll-out of the digital platform. Reported R&D expenses increased 33.9% to \$5.62 million as regulatory approvals and product registrations were pursued, along with continued development of seeds, traits, biofungicides and bio-stimulants for wheat and soybean crops.

Adjusted EBITDA increased 3.9% YOY to \$48.3 million in fiscal 2021 versus \$46.5 million in the prior fiscal year, primarily driven by same forces in the fourth quarter, increased gross profits from the Crop Nutrition and Crop Protection segments, somewhat offset by higher operating expenses. The lower rate of increase compared to the fourth quarter is due to IAS 29 adjustments that result from the inflation and FX dynamics in Argentina.

For fiscal 2021, Bioceres Crop Solutions reported a **net loss attributable to equity holders** of \$6.87 million (or **\$0.175 per diluted share**) versus a net profit of \$3.36 million (or \$0.092 per diluted share) in fiscal 2020. **Weighted shares outstanding increased 7.7%** to approximately 39.22 million shares from 36.42 million shares in the last fiscal year.

As of June 30, 2021, Bioceres Crop Solutions has a strong liquidity position with cash, cash equivalents and other short-term financial assets totaling approximately \$49.2 million compared to \$56.0 million as of June 30, 2020. Working capital, however, improved YOY from \$37.2 million to \$43.8 million.

Financings

On March 5, 2021, Rizobacter Argentina S.A. (Bioceres 80%-owned subsidiary) completed a **\$26.0 million public corporate bonds offering** in the Argentine capital market. These Series V bonds were issued in two classes: \$5.2 million of 1-year Class A bonds due March 5, 2022 with a nominal annual rate of 0.98% and \$20.8 million 3-year Class B bonds due March 5, 2024 with a nominal annual rate of 5.50%. The capital will be used to support working capital needs, extend the maturities of the company's debt portfolio and reduce the company's financing costs.

On September 3, 2021, Rizobacter Argentina S.A. (Bioceres 80%-owned subsidiary) completed a **\$16.1 million public corporate bond offering** in the Argentine capital market. These Series VI bonds were issued in two classes: \$12.7 million of 18-month bonds due March 2023 with a nominal annual rate of 3.75% and \$3.4 million 3-year bonds due September 2024 with a nominal annual rate of 5.25%. The capital will be used to support working capital needs, extend the maturities of the company's debt portfolio and reduce the company's financing costs.

Corporate Presentations

Management continues to **build awareness** by attending Analyst Conferences.

Recent conferences include:

- 7th Annual Roth Virtual London Conference held virtually between June 21st & 23rd 2021
- Jefferies 2021 Industrials Conference held virtually between August 3rd & 4th 2021
- Lake Street's 5th Annual Best Ideas Growth Conference held virtually between Sept. 14th & 15th 2021

EXECUTIVE SUMMARY

Bioceres S.A., the parent company of the Bioceres Crop Solutions, was founded in 2001 when a group of 23 agricultural growers banded together in order to create a collaborative network with a mission to advance certain agricultural methods that would **improve farmer productivity** and enhance the resilience of agronomic food systems. The company pursued the **advancement of yield-enhancing drought-resistant crops**, and subsequently **no-till farming** with appropriate crop rotations and **double-cropping** in order to advance sustainable and eco-friendly agriculture. Management places a high value on innovation and societal responsibility. The company's platform has evolved to include enhanced crop management practices that both promote agricultural sustainability and help transition agriculture toward carbon neutrality through an ESG (Environmental, Social and Governance) program.

Many years of R&D related to the **hahb-4 gene** (a sunflower transcription factor which acts over multiple response mechanisms) resulted in the development of HB4 drought tolerance technology. In support of the initiative, field trials were conducted beginning in 2008 and regulatory approvals were sought for the production and importation of **HB4 soybeans** and **HB4 wheat**. Over time, the membership of the consortium grew to over 300 agricultural shareholders (e.g. farmers, co-ops, etc.).

Starting in 2015, Bioceres S.A. began to search for a method to become a publicly traded company. In the same time frame, in 2016, Bioceres S.A. had the opportunity to acquire 50.01% of Rizobacter, a relatively large, revenue-generating distributor of agricultural products in Argentina with global operations in over 30 countries. Rizobacter's platform not only brought a meaningful revenue base with strong customer relationships, but also provided a distribution network, manufacturing capabilities and R&D programs in biologics and other crop protection and nutrition products.

In late 2018, Bioceres S.A. was approached by Union Acquisition Corp., a Special Purpose Acquisition Company (SPAC) that completed its IPO in March 2018. Bioceres S.A. carved out specific crop-related operations and assets into a subsidiary, Bioceres Crop Solutions, which consummated a business combination with Union Acquisition Corp and **became a publicly traded company on March 14, 2019**. The benefits of the transaction were that

- 1) Bioceres Crop Solutions Corp. became a publicly-traded company
- 2) the capital from the business combination
 - a. facilitated the acquisition of an additional 19.99% of Rizobacter, bringing the total to 80%
 - b. helped deleverage the balance sheet and
 - c. provided funds toward expanding the company's commercialization activities

Bioceres S.A. retained 77.3% ownership of Bioceres Crop Solutions, which has subsequently has declined to 48% (with voting power through a Rizobacter share agreement of 55.7%).

The acquisition of 80% of Rizobacter provides Bioceres Crop Solutions the revenues and the consequent cash flow to advance HB4 technology, invest in ongoing R&D for GMO-related projects

and develop additional farmer productivity initiatives. As a result, Bioceres Crop Solutions is one of the few small-cap biologics companies that generates positive EBITDA.

Bioceres Crop Solutions has achieved several **highly significant bio-agricultural regulatory milestones**.

- October 2015 – **Argentina** approved drought tolerant HB4 soybeans for consumption (food & feed) and production. The regulatory approval is contingent upon trade approval by China.
- October 2018 – **Argentina** approved drought and herbicide tolerant HB4 soybeans for consumption and production. The regulatory approval is contingent upon trade approval by China.
- May 2019 – **Brazil** approved drought tolerant HB4 soybeans and drought and herbicide tolerant HB4 soybeans for commercialization (planting and harvesting).
- August 2019 – the **USDA** approved drought tolerant HB4 soybeans for production in the U.S market. The FDA had previously approved the HB4 trait for consumption in 2017.
- November 2019 – **Paraguay** approved drought and herbicide tolerant HB4 soybeans for consumption and production.
- October 2020 - **Argentina** approved the production and marketing of drought-tolerant and salinity-tolerant HB4 wheat. The regulatory approval is contingent upon trade approval by Brazil.
- June 2021 - Canadian Health Agency and Food Inspection Agency approved for drought and herbicide tolerant HB4 soybeans for consumption and production in **Canada**.

HB4 Regulatory Status

Submission

Submitted

New Submission

Approval

Production - Food&Feed

Soy

Uruguay

China

Bolivia

India

EU

Malaysia

Argentina

USA

Brazil

Paraguay

Canada

Submission

Submitted

New Submission

Approval

Production - Food&Feed

Wheat

Uruguay

Paraguay

USA

Brazil

Chile

Colombia

Indonesia

Australia

New Zealand

South Africa

Argentina

Bioceres Crop Solutions

Bioceres Crop Solutions Presentation September 2021

Bioceres Crop Solutions is on the verge of globally commercializing HB4 soybeans and HB4 wheat. Management looks forward to the over **\$100 million market opportunities**¹ the will spring from China's regulatory approval for the importation of HB4 soybeans and Brazil's regulatory approval for the importation of HB4 wheat. The company continues to build up inventories of HB4 soybeans and HB4 wheat in preparation for fast-tracking commercialization when these regulatory approvals are granted. The impact of commercializing HB4 technology will be highly significant for Bioceres Crop Solutions.

Meanwhile, the company continues

- to advance its HB4 technology through R&D initiatives, field trials and the development of locally adapted varieties of HB4 row crops
- to pursue acquisitions, joint ventures and strategic partnerships to expand its biologics product portfolio and
- to develop additional farmer productivity initiatives, such as digital apps for monitoring crops, such as satellite-based crop images, weather monitoring and drone crop scouting

KEY POINTS

- Bioceres Crops Solutions is an agricultural solutions provider with a portfolio of commercialized bio-agricultural products in areas of seeds, crop protection and crop nutrition
 - **flagship position in Argentina** with over 620 points of distribution
 - strong positions in nearby Brazil, Uruguay, Paraguay and Bolivia
 - **global reach** with 30 international distributors outside of Argentina
- Proven platform for developing, sourcing, and commercializing biologics internally and through acquisitions, joint ventures and strategic partnerships
- **Two highly significant Go-To-Market opportunities** based on HB4 technology
 - HB4 assists in increasing crop yields by 13% to 19%ⁱⁱ in areas prone to drought conditions
 - only the final regulatory approvals are necessary for two high-profile drought tolerant seeds
 - **HB4® Soy in China**
 - requires regulatory approval for importation and feed & food use in China
 - potential huge demand in China would stimulate farmers in the Southern Cone to significantly increase production of HB4 soybeans
 - **HB4® Wheat in Brazil**
 - Requires regulatory approval for importation into Brazil
 - wheat demand in Brazil would encourage Argentinean farmers to ramp up production of HB4 wheat
 - once the regulatory approvals are obtained, these opportunities could potentially double the company's top line
- Acquisition of 80% of Rizobacter in a two-step process culminating in March 2019
 - Rizobacter brought to Bioceres
 - **a large portfolio of agricultural biologic proprietary products** in the inoculant, adjuvant, micro-beaded fertilizer and seed treatment categories
 - **production facilities for the formulation** adjuvants, inoculants, insecticides and fungicides, along with a micro-granulated fertilizer plant
 - **distribution facilities** with over 375,000 square feet of warehouse space
 - an **extensive distribution network**
 - multiple strategic partnerships
 - **Syngenta** (seed treatment and crop protection products)
 - **Momentive** (exclusive distribution of the adjuvant **Silwet**)
 - **Marrone Bio Innovations** (exclusive distribution of a foliar fertilizer)
 - A growing base of agricultural-related revenues which can help fund the company's R&D and biologics initiatives
- Acquisition of partner's 50% of **Verdeca LLC** brings **full ownership of HB4 soy** to Bioceres
- **Trigall Genetics JV** with Florimond Desprez has advanced **HB4 wheat**
- Bioceres Crops Solutions holds a portfolio of over 400 registered products, over 200 patents & patent applications and over 700 trademarks and trademark applications

OVERVIEW

With its principal executive offices, **Bioceres Crop Solutions Corp** (NYSE: BIOC) is an integrated, global provider of **crop productivity solutions** for use in all stages of crop cycle, from pre-planting all the way through harvested crop storage. The company has developed and provides a portfolio of products and services categorized in three segments: **crop protection** (65.9% of FY2021 reported revenues), **crop nutrition** (35.0%) and **seed & integrated products** (20.1%). This multi-product platform includes seeds, seed treatments, biologicals, adjuvants, chemicals and fertilizers.

Bioceres Crop Solutions						
Segment Analysis (in \$US except percentages)	FY 2020 6/30/2020	% of Revenues	Gross Margin	FY 2021 6/30/2021	% of Revenues	Gross Margin
Revenues						
Crop protection	\$94,218,189	58.7%	43.2%	\$114,114,734	65.9%	34.2%
Crop nutrition	\$49,405,164	30.8%	42.4%	\$60,592,874	35.0%	49.5%
Seed & integrated products	\$29,468,819	18.3%	60.7%	\$34,818,569	20.1%	62.9%
TOTALS	\$173,092,172	107.8%	45.9%	\$209,526,177	121.0%	43.4%

The **crop protection segment** (34.2% gross margin in FY2021) is comprised of adjuvants (performance-enhancing molecules that increase the effectiveness of the active ingredients in pest control products), insecticides, fungicides and other control products, while the **crop nutrition segment** (49.5%) is composed of inoculants, fertilizers and microbiological products. The highest gross margin segment is **seed & integrated products** (62.9%), which includes seed treatments (full seed treatment packs that promote plant growth) and seed traits & germplasm.

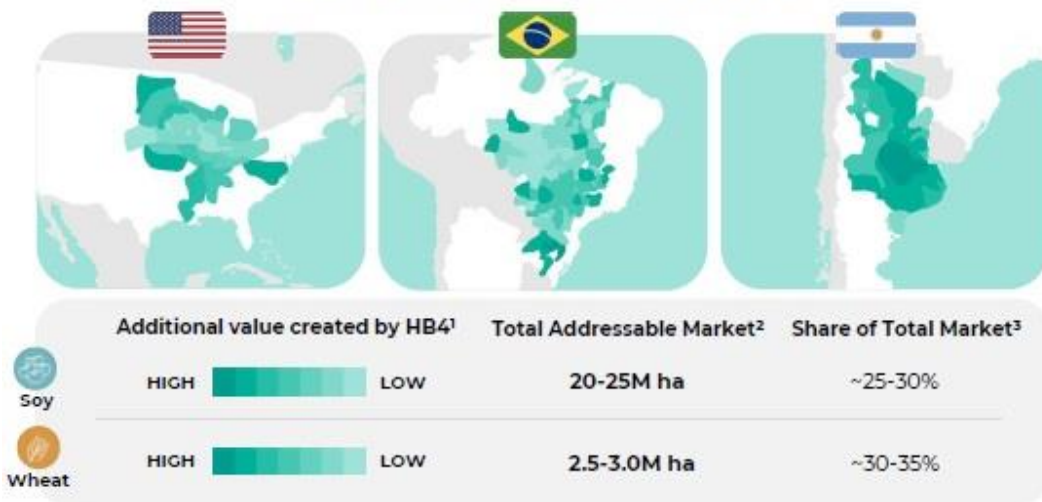
Bioceres Crop Solutions					
Segment Analysis (in \$US except percentages)	FY 2020 6/30/2020	% of Revenues	FY 2021 6/30/2021	% of Revenues	YOY Rev Chg
Revenues					
Argentina	130,918,908	76.0%	157,352,242	91.3%	20.2%
Brazil	21,188,655	12.3%	24,591,539	14.3%	16.1%
Uruguay	6,234,956	3.6%	5,752,913	3.3%	-7.7%
Paraguay	4,428,078	2.6%	5,369,912	3.1%	21.3%
France	911,140	0.5%	4,269,368	2.5%	368.6%
Bolivia	2,982,953	1.7%	3,707,107	2.2%	24.3%
South Africa	1,927,333	1.1%	2,789,322	1.6%	44.7%
United States of America	1,515,185	0.9%	2,504,696	1.5%	65.3%
Rest of the world	2,243,491	1.3%	360,521	0.2%	-83.9%
TOTAL	172,350,699	100.0%	206,697,620	119.9%	19.9%

Bioceres Crop Solutions has a **global distribution and commercial platform** serving many countries; however, significant revenues are concentrated in seven countries with the company's **key market** being **Argentina** (91.3% of FY2021 revenues), along with the nearby countries of **Brazil** (14.3%), **Uruguay** (3.3%), **Paraguay** (3.1%) and **Bolivia** (2.2%), along with France (2.5%). Argentina is one of the largest markets for genetically modified crops, particularly row crops.

Near-term Drivers for Growth

There are several potential **near-term catalysts** that would **drive revenue growth**, EBITDA and earnings of Bioceres Crop Solutions. Regulatory approval for importation of HB4 soybeans into China and/or the regulatory approval for the importation of HB4 wheat into Brazil would drive a dramatic scale-up of production of HB4 soybeans and/or HB4 wheat in Southern Cone of South America. The increase in demand could potentially over double the company's top line. To further facilitate acceptance of HB4, Bioceres launched the HB4 program to increase penetration into the Argentinean, other Southern Cone seed markets and the U.S.

HB4 Addressable Market



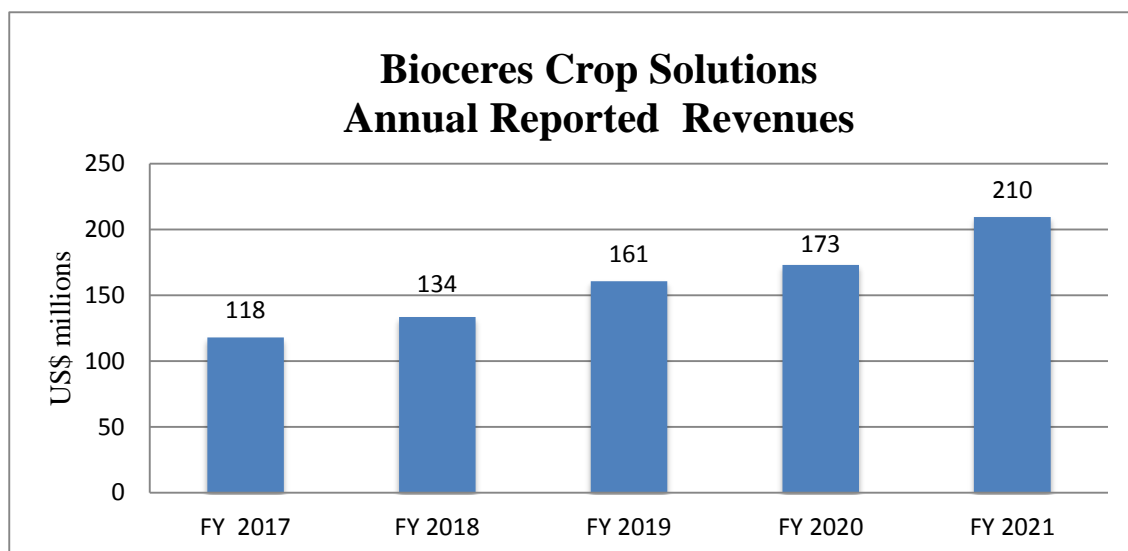
Bioceres Crop Solutions Presentation May 2021

Bioceres holds a 40% interest in Synertech, which owns and operates a micro-beaded fertilizer plant with an operational capacity of 50,000 tons. Management intends to ramp up production at the plant. During fiscal 2021, the plant's utilization rate increased to 40% (20,000 tonnes), representing a steady increase from 30% (15,000 tonnes) and 20% in fiscal 2019.ⁱⁱⁱ

Acquisition of 80% of Rizobacter (2016 – 2019)

In October 2016, Bioceres Crop Solutions acquired 50.01% of Rizobacter, a platform for the commercial distribution of crop nutrition and crop protection products with more than **620 distributors across Argentina** and over 20 international distributors servicing Brazil, Paraguay and Uruguay. Subsequently, on March 14, 2019, Bioceres acquired an additional 29.99% (80.0% total) of Rizobacter. The acquisition **dramatically increased** the company's **distribution footprint**, tapped into Rizobacter's **experience in microbials** and brought on board **longstanding relationships** and **goodwill** that Rizobacter had developed since its founding in 1977.

The **acquisition of Rizobacter** and **management's initiatives** to develop and commercialize agricultural biologics (both through internal efforts and joint ventures/strategic partnerships) has **driven revenue growth** at a 3-year CAGR of 13.6% and brought the company **to profitability** in fiscal 2020. Bioceres has been generating positive and growing EBITDA since 2016.



Intellectual Property IP

Bioceres Crop Solutions has a strong, patent protected series of products. As of June 30, 2020, Bioceres holds a portfolio of 399 registered products, 219 patents & patent applications^{iv} and over 700 trademarks and trademark applications.^v

Significant Corporate Events

1977	Rizobacter Argentina S.A. formed by Miguel Harnan
Oct. 1983	Rizobacter Argentina S.A. incorporated in Pergamino, Argentina
Dec. 2001	Bioceres S.A. incorporated through a consortium of 23 agricultural producers
2008	Bioceres S.A. formed Bioceres Semillas (sales channel for seeds)
Oct. 2016	Bioceres S.A. acquired 50.01% of Rizobacter Argentina S.A.
March 2019	Bioceres Crop Solutions (Bioceres S.A.'s crop-related assets) becomes a publicly-traded entity through a business combination with a SPAC (Union Acquisition Corp.)
March 2019	Bioceres Crop Solutions acquired 19.99% of Rizobacter Argentina S.A.

Joint Ventures and Strategic Partnerships

Feb. 2012	Bioceres S.A. formed Verdeca LLC JV with Arcadia Biosciences
May 2013	Bioceres S.A. formed Trigall Genetics S.A. JV with Florimond Desprez
Aug. 2014	Semya S.A. JV formed by Bioceres S.A. & Rizobacter (renamed BCS Crops S.A. in 2020)
Nov. 2020	Bioceres Crop Solutions acquired Arcadia's 50% of Verdeca LLC
Feb. 2021	Bioceres Crop Solutions entered into research and services agreement with Nature Source Improved Plants LLC in order to design and launch a HB4 soybean breeding program in the United States
March 2021	Bioceres Crop Solutions acquired 6% of Moolec Science Ltd in return for contributing its GLA rights to Moolec
May 2021	Bioceres Crop Solutions entered agreement with Havanna SA , to offer HB4 wheat-based sustainable products within its chain of over 300 stores America and Europe

Research and Services Agreement with Nature Source Improved Plants

On February 3, 2021, Bioceres Crop Solutions announced that the company had entered into a research and services agreement with **Nature Source Improved Plants LLC** for the purpose of designing and launching a **HB4 soybean breeding program** in the **United States**. Nature Source Improved Plants is a U.S.-based plant breeding and propagation company that utilizes optimization analytics to genetically improve a wide variety of plant species. With a team of mathematicians, optimization specialists, statisticians, computer scientists, software engineers, geneticists and breeders, Nature Source will employ computational optimization technologies to **identify and map drought-prone growing areas** so that Bioceres can efficiently develop HB4 soy and wheat seed varieties for specific markets. The effort should accelerate the company's breeding and go-to-market activities through predictive geographical targeting. Another expected benefit is the synergies with Nature Source's genome breeding technologies.

Highly Significant Bio-Agricultural Milestones

On October 29, 2018 - **Argentina's** Secretariat of Food and Bioeconomy **approved HB4 soybeans** drought tolerant trait stacked with herbicide tolerant traits after evaluating the food, feed, environment and commercial impact of the stacked traits. Argentina had previously approved the HB4 drought tolerant HB4 soybeans in October 2015. The regulatory approvals are contingent upon trade approval by China.

On May 24, 2019, **HB4 drought tolerant soybeans** received approval from Brazil's National Technical Commission of Biosafety (CTNBio) for commercialization (planting and harvesting) of HB4 soybeans (for both drought tolerant and herbicide tolerant traits)

On August 8, 2019, the U.S. Department of Agriculture (USDA) approved **HB4 drought tolerant soybeans** for the U.S market. The U.S. Food & Drug Administration had previously approved the HB4 trait for consumption in 2017.

On November 12, 2019, **HB4 drought and herbicide tolerant soybeans** received regulatory approval for consumption and production from the Minister of Agriculture of **Paraguay**, through the National Commission for Agricultural and Forestry Biosafety.

On October 7, 2020, **Argentina's** Ministry of Agriculture approved the production and marketing of **drought-tolerant** and **salinity-tolerant HB4 wheat**, which was developed by Trigall Genetics, a joint venture between Bioceres Crop Solutions and Florimond Desprez. The regulatory approval is contingent upon trade approval by Brazil. Argentina is the largest wheat producing country in Latin America.

On June 1, 2021, Bioceres announced that the Canadian Health Agency and the Canadian Food Inspection Agency **approved HB4 drought and herbicide tolerant soybeans** for consumption (food & feed) and production **in Canada**. The target market is in southern Canada where approximately 2.5 million hectares of soybeans are farmed where yields are usually below three tonnes per hectare.

Equity Milestones

Bioceres Crop Solutions' **parent company, Bioceres S.A., was founded in 2001** by a group of 23 growers in Argentina, (which ultimately grew to over 300 shareholders e.g. farmers, co-ops, etc.). Bioceres S.A. was formed to foster the development of a platform, which would

- 1) facilitate the creation of collaborative networks
- 2) advance the development of agricultural biotechnologies that improve crop yields and
- 3) improve farmer productivity, all in a sustainable manner.

Row crops (such as soybeans, wheat, alfalfa and corn) are being strategically targeted. The shareholders of Bioceres S.A. annually plant approximately 2.5 million hectares of row crops in Latin America.

In 2015, Bioceres S.A. attempted to become a public company through an IPO in order to increase corporate visibility, create a public market for its shares and fund management's growth initiatives, which included expansion through acquisitions, research for developing next-generation seeds and capital to invest into strategic joint ventures. However, the acquisitions of Rizobacter and Chemotecnica in 2016 delayed the registration process.

After the acquisition of 50.01% of Rizobacter in October 2016, Bioceres changed its reporting year from a calendar year ending December 31 to a fiscal year ending June 30. A stub period was reported for the six-month period ending June 30, 2017.

On **March 14, 2019, Bioceres Crop Solutions Corp. became a publicly-traded company** through the consummation of a business combination with Union Acquisition Corp., a Special Purpose Acquisition Company (SPAC) formed in December 2017 and which consummated its IPO in March 2018.

Bioceres S.A. carved out specific crop-related operations and assets into Bioceres Crop Solutions such that ownership of 22.7% of Bioceres Crop Solutions was commensurate to the **capital provided by the business combination** (\$1.08 million from the trust account and publicly traded shares which totaled **approximately \$49.98 million**).^{vi} These benefits of the business combination

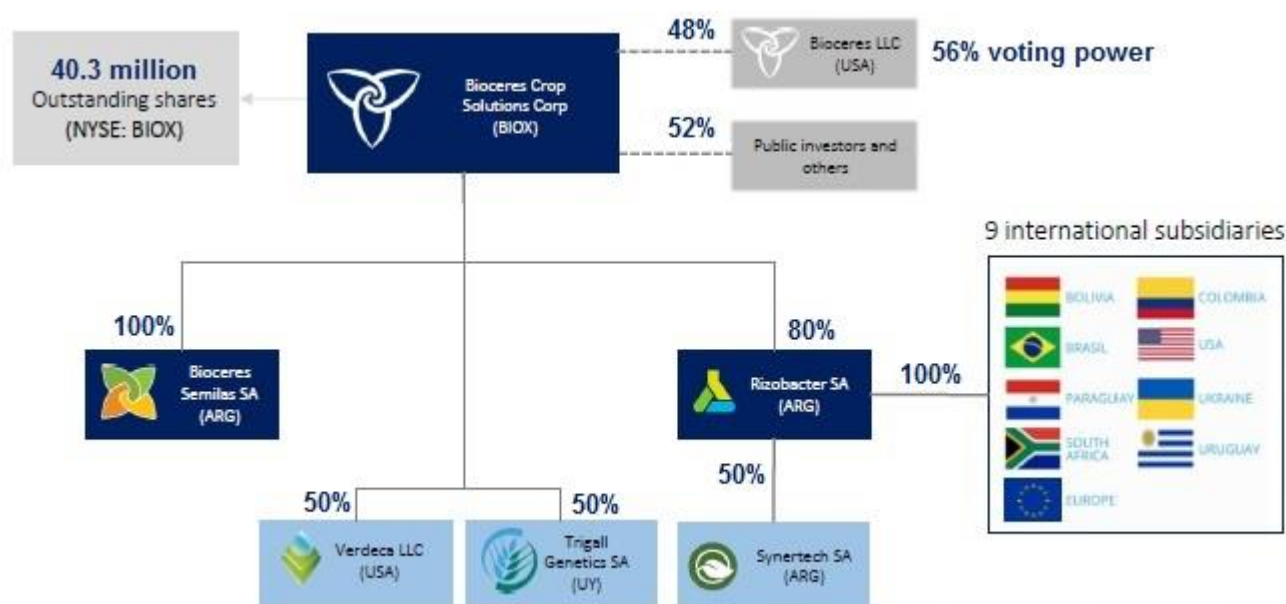
facilitated the acquisition of an additional 19.99% of Rizobacter, helped deleverage the balance sheet and provided funds toward expanding the company's commercialization activities.^{vii} Bioceres S.A. retained 77.3% ownership of Bioceres Crop Solutions, which has subsequently declined to 55.7% due to the issuance of shares of BIOX.

On April 27, 2021, the listing of Bioceres Crop Solutions **transferred** from the NYSE American to **Nasdaq Global Select Market (NASDAQ)**, which is expected to enhance the company's visibility as an Ag-tech company. The symbol remains BIOX.

ORGANIZATION

Bioceres Crop Solutions holds a **100% interest** in two wholly-owned subsidiaries:

- Bioceres Semillas S.A. - commercial **sales channel** for seeds and integrated seed products
- Verdeca - **HB4 soybeans**



Bioceres Crop Solution Presentation November 2020

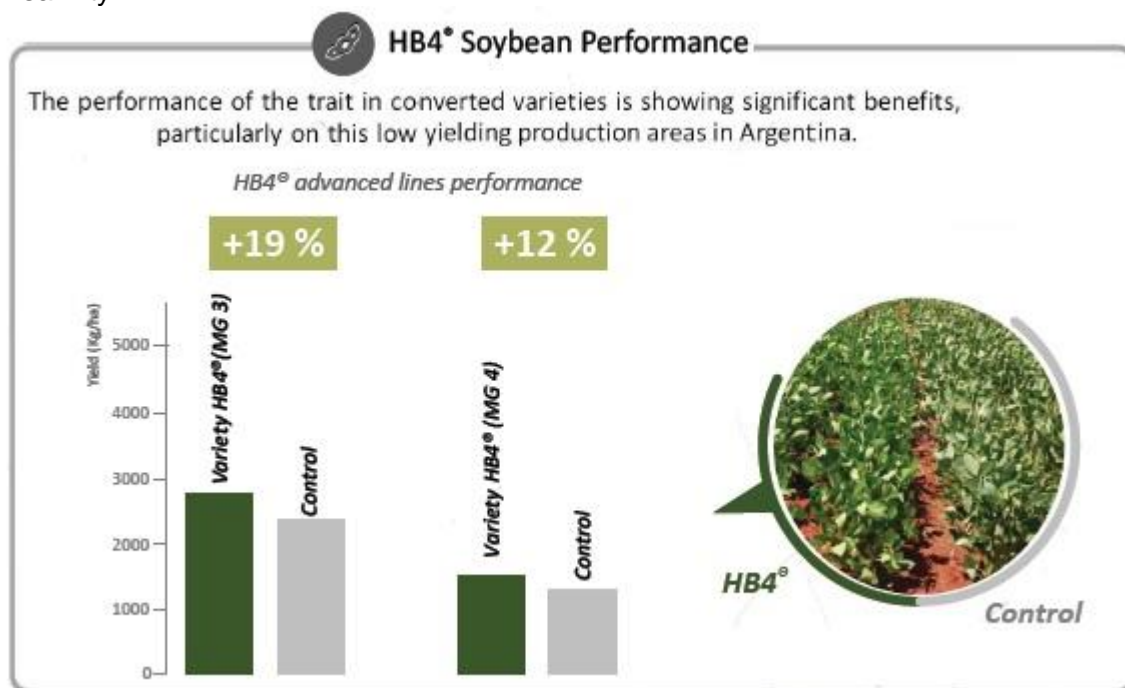
Generating the preponderance of revenues, the company's main operational subsidiary is **Rizobacter**, of which Bioceres owns an **80% controlling interest** of subsidiaries in Argentina, Brazil, Paraguay, Uruguay, Bolivia, India, Colombia, France and the U.S. The ownership in Rizobacter's South African subsidiary is 76.0%.

- Rizobacter
 - R&D and commercialization of agricultural biologic products
 - many **commercial brands** (inoculants, adjuvants, fertilizers & seed treatments)
 - production facilities in Argentina (3 formulation plants & micro-beaded fertilizer plant)
 - extensive **distribution network** in Argentina
 - over 30 **international distributors** (Brazil, Paraguay, Uruguay, the U.S. etc.
 - nine international subsidiaries serving Brazil, Uruguay, Paraguay, Bolivia, South Africa, the U.S., Europe, India and Colombia.
 - strong customer relationships, particularly in Argentina
 - brought **partnerships**
 - **Syngenta** (seed treatment and crop protection products)
 - **Momentive** (distribution of **Silwet**)
 - **Marrone Bio Innovations** (distribution of foliar fertilizer)
 - Rizobacter operates Bioceres Semillas S.A.

VERDECA LLC - HB4® SOYBEANS (100% ownership)

Through its 100% owned Verdeca subsidiary, Bioceres is focused on the development and deregulation of **genetically modified (GM) drought tolerant soybeans**. Verdeca's flagship product is **HB4 drought tolerant soybeans** stacked with an herbicide tolerant trait (IND 00410-5), which provide a yield advantage over conventional soybeans when grown under the same suboptimal conditions. These proprietary, genetically modified soybeans have successfully **undergone extensive validation and regulatory field trials**, which were completed at multiple locations in Argentina and the United States. Importantly, field trials in 2018 were conducted during drought conditions, which especially demonstrated the benefits of the HB4 drought tolerant trait, validating HB4's value proposition.

Bioceres' **most advanced seed trait** technology is **HB4 in soybeans** and **wheat**. HB4 increases a plant's tolerance to abiotic stress, and as a result, assists in increasing crop yields by 12% to 19%. HB4 soybeans are tolerant to drought, and there is a variety with stacked tolerance to both drought and soil salinity.



The demand for HB4 soybeans may be the greatest in locations around the world that are prone to periods of drought conditions, such as specific regions of South America, particularly Brazil and Argentina, the largest and third largest soybean exporters in the world, respectively. Together, Argentina and Brazil produce over 45% of the world's soybeans; Verdeca has received regulatory approvals for HB4 in both of these South American countries.

HB4® Soybean Regulatory Approvals

In order to plant, harvest and sell HB4 soybean products, regulatory approvals are required for food safety and commercialization. In addition, for international commerce, an import approval is required in the country to which the soybean product will be consumed. **Verdeca has advanced the HB4 drought tolerant trait stacked with an herbicide tolerant trait through the regulatory submission and approval in Argentina, the United States, Brazil and Paraguay**, which together account for approximately 80% of global soybean production and almost 80% of the world's total soybean acreage: Argentina (18 MM hectares), Brazil (34.7 MM) and the U.S. (31 MM). Regulatory

submissions have also been submitted and are under consideration in India (11 MM), China (9 MM), Paraguay (3.5 MM), Canada (2.5 MM), Bolivia (1.4 MM) and Uruguay (1.1 MM).^{viii} Regulatory studies are under way in Europe, and management expects that an application for regulatory approval in the European Union will be submitted in 2021. **Import applications are under review by the Republic of China** after consultations with China's Ministry of Agriculture.

Argentina

- April 2015 – received regulatory biosafety approval from **CONABIA**
- October 2015^{ix} – HB4 soybean stress tolerance trait **granted regulatory approval for crop growth and consumption** by the **Ministry of Agroindustry**
- October 2018 - received **approval** from Argentina's Secretariat of Food and Bioeconomy for **HB4 soybeans** with drought tolerant trait **stacked with herbicide tolerant traits** (IND 00410-5 x MON-04032-6) which is resistant to both ammonium glufosinate and glyphosate

United States

- August 2015 – U.S. Food and Drug Administration (FDA) completes the Early Food Safety Evaluation process for HB4 stress tolerance trait
- August 2017^x - received U.S. Food and Drug Administration (FDA) approval of HB4 drought tolerant soybeans for commercial use in human food and animal feed
- August 2019 - received U.S. Department of Agriculture (USDA) approval for commercialization (planting and harvesting) of HB4 soybeans with both drought and herbicide tolerant traits
 - Verdeca may now begin evaluating potential U.S. germplasm partners for the HB4 trait

Brazil

- July 2015 - announced a collaboration with Tropical Melhoramento e Genética Ltda. (TMG), a Brazilian soybean and cotton breeding company, to help develop and commercialize HB4 soybeans with stress tolerance traits in Brazil
- May 2019 - received approval from Brazil's National Technical Commission of Biosafety for commercialization (planting and harvesting) of HB4 soybeans (for both drought and herbicide tolerant traits)

Paraguay – soybean crop grown on over 3.5 million hectares

- November 2019 - received approval from the Paraguayan Minister of Agriculture (via the National Commission for Agricultural and Forestry Biosafety) for commercialization (planting and harvesting) of HB4 soybeans (for both drought and herbicide tolerant traits)

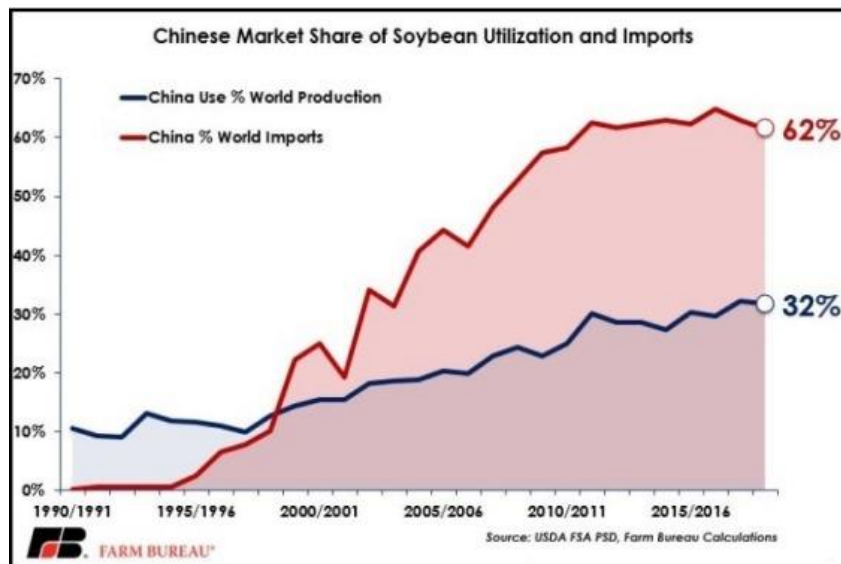
Canada – soybean crop grown on approximately 2.5 million hectares

- June 2021 - received approval from the Canadian Health Agency and the Canadian Food Inspection Agency for commercialization (planting and harvesting) and consumption (food & feed) of drought and herbicide tolerant HB4 soybeans

Blue Sky Soybean Potential in China

China would be a meaningful market for South American soybean producers if import approval is granted. The growing middle class population in China has increased demand for soybeans as an affordable protein source. In addition, the recent trade war between the U.S. and China has prompted China to seek alternative sources in order to reduce its dependence on U.S. soybean exports. Import approval was sought from China in 2017. The application continues to be under review, and management is hopeful that the approval may be obtained during fiscal 2022.

China is both the leading consumer and importer of soybeans, accounting for roughly one-third of global consumption and 62% of world imports in 2017.^{xi} Once import approval is secured in China, management anticipates that commercial production in Argentina would scale-up rapidly in order to launch an export program of HB4 soybeans to China.



History and Ownership of Verdeca LLC

In February 2012, Bioceres S.A. partnered with Arcadia Biosciences to form **Verdeca LLC**, a U.S.-based 50/50 joint venture company. Verdeca's mission is to develop and deregulate varieties of HB4 soybeans utilizing the agricultural technologies of both Bioceres and Arcadia. Bioceres S.A. provided HB4 soybean technology to Verdeca while Arcadia Biosciences contributed its nutrient-use efficiency technology, along with regulatory capabilities. In March 2019, Bioceres S.A. contributed its crop business, including its 50% equity interest in Verdeca, to Bioceres Crop Solutions.

Between 2012 and 2020, Verdeca pursued the time-consuming breeding process and conducted field trials to develop varieties that targeted specific crop growing areas. The historical yield data was utilized to create a model to predict the optimal HB4 trait performance for particular geographic areas. In addition, Verdeca pursued the required regulatory approvals in many countries as described above.

On November 12, 2020, **Bioceres Crop Solutions acquired the other 50% ownership interest** in the Verdeca joint venture held by Arcadia Biosciences (as well as the Intellectual Property assets related to soybean for Latin America) for \$20.0 million consisting of \$6.0 million in cash and 1,875,000 shares of Bioceres. In addition, Arcadia will receive \$2.0 million upon Verdeca obtaining regulatory import clearance for HB4 soybeans from China. In addition, Arcadia will receive 6% royalty payments of the net HB4[®] soybean technology revenues realized by Verdeca up to a maximum of \$10 million.

TRIGALL GENETICS S.A. - JOINT VENTURE (50/50)

Formed in May 2013, Trigall Genetics S.A. is a **joint venture** with **Florimond Desprez**, a family-owned French agricultural seed company with annual revenues of €230 million.^{xii} After receiving the necessary regulatory approval in November, the joint venture was formally effectuated in December 2013.

Trigall Genetics is focused on developing and commercializing **high-yielding wheat** varieties **based on both Bioceres' HB4 technology** and the agronomic qualities of Florimond Desprez's wheat, which were developed in its genetics and breeding programs. This GMO variety of HB4 wheat has been developed to be specifically resistant to drought and salt stress. Water deficits and soil salinity

are two factors that impair plant growth and inhibit crop production. In addition, this variety is **herbicide-tolerant** to glufosinate, a broad-spectrum foliar herbicide applied to burndown existing broadleaf weeds prior to the planting of a wheat crop.

HB4 Wheat



In Latin America, approximately 200 million hectares of wheat are planted annually, of which over 50 million hectares are genetically-modified (GM). It is estimated that HB4 technology can increase the average wheat crop yield between 13-19%, particularly in farming operations that currently yield less than 2,000 tons per hectare under conditions of moderate water stress, resulting in up to US\$110 of additional revenue per hectare (based on the current price of wheat at \$5.06 per bushel).

Both joint venture partners (Bioceres and Florimond Desprez) are able to exclusively license trait and germplasm wheat technologies to Trigall for use in South America. On December 19, 2013, Bioceres granted an exclusive, sub-licensable license to Trigall for HB4 technology for the use of wheat in Argentina, Brazil, Uruguay and Paraguay. Florimond Desprez contributed exclusive rights to its wheat genetics and breeding program.

Founded in 1830 as a sugar beet seed company, Florimond Desprez has expanded into the world's 14th largest seed company^{xiii} with research programs for various crops, but predominately in sugar beets, chicory, wheat, barley and potatoes. Florimond Desprez entered the wheat seed market in 1919 and continues to pursue efforts to create new high-yield varieties through genetic research.

The joint venture's first products were conventional wheat varieties that are being sold through Bioceres Semillas and other licensees of Trigall. In fiscal 2021, annual revenues were \$1.11 million and the JV reported profits of \$586,773. **Revenues have been steadily increasing since fiscal 2016 and profitability was achieved in fiscal 2020.**

Trigall Genetics JV				
Fiscal years ending June 30th	Revenues (\$US)	Net Income (\$US)	Net Assets (\$US)	Liabilities (\$US)
FY2017	21,041	(12,986)	(216,780)	7,108,209
FY2018	104,037	(194,432)	(411,212)	9,203,626
FY2019	367,646	(33,195)	(401,669)	10,952,623
FY2020	799,625	172,670	270,396	12,532,433
FY2021	1,110,303	586,773	857,167	14,441,874

Incorporated in Uruguay (but with headquarters in Bioceres Group's research complex in Rosario, Argentina), Trigall Genetics is a separately-structured entity. For the purpose of funding Trigall's operations, the JV partners have committed up to US\$6.0 million in loans in proportion to each party's ownership interest with another \$2.0 million available on a non-proportional basis.

Field trials of HB4 wheat have been conducted since 2009, even prior to the formation of Trigall Genetics. Over the years, field trials have continued In Argentina and Paraguay, along with

continuous improvement through investments in breeding programs, as Trigall has pursued regulatory approvals.

HB4® Technology Performance EcoWheat



Drought & Salinity tolerance

+19.5% impact in yields

Bioceres Presentation May 2021



HB4

CONTROL

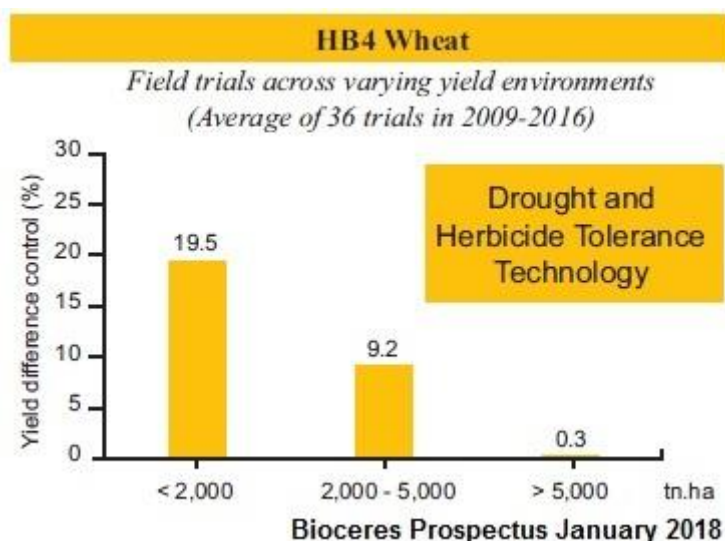
Bioceres Presentation September 2020

HB4 Wheat's Regulatory Milestones

In **Argentina**, **HB4 wheat** (or IND-00412-7) is based on Bioceres' HB4 technology and genetics contributed by Florimond Desprez. HB4 Wheat is both tolerant to drought and herbicides (specifically ammonium glufosinate) and has made significant progress through the regulatory approval process.

- In 2016, **SENASA** granted its approval on the basis that HB4 wheat is **safe and nutritious** for both human and animal consumption
- In 2019, **CONABIA** granted its approval after concluding that HB4 wheat is **harmless to the environment**
- In October 2020, HB4 wheat (Trigall's genetically modified wheat product) was **granted approval for crop growth and consumption** in Argentina by the **Ministry of Agroindustry**.

To achieve commercialization of HB4 wheat in Argentina, **the company awaits DNMA approval**, which is **contingent upon import approval by Brazil**, a major importer of Argentinean wheat. Brazil purchases about 85% of its wheat requirements from Argentina, from where Brazilian wheat imports account for approximately 44% of Argentina's annual wheat crop.^{xiv}



In preparation for the potential of a commercial launch, 400 hectares (988 acres) were planted in the winter crop season of June-July 2019 to produce seed inventories. In 2020, 7,000 hectares (17,300 acres) were planted. In the most recent winter crop season (June-July 2021), **55,000 hectares were planted**, and the **number of HB4 wheat growers increased 800%** from 25 to 225.

Trigall continues to advance the regulatory processes for HB4 wheat in the United States, Uruguay, Paraguay and Bolivia. In addition, management plans to start the regulatory process in Australia and Russia, along with some countries in Asia and Africa.

RIZOBACTER ARGENTINA S.A. (80% ownership)

Bioceres Crop Solutions currently holds an **80% equity interest in Rizobacter Argentina S.A.** The **controlling interest** was acquired on March 14, 2019 when the business combination with Union Acquisition Corp. (a SPAC) resulted in the transfer of 50.01% of Rizobacter to Bioceres Crop Solutions from its parent company (Bioceres S.A.), along with the simultaneous acquisition of 19.99% for US\$14.9 million. **Bioceres S.A. had acquired its 50.01% equity position in Rizobacter in October 2016** for US\$76.3 million, after being a joint venture partner with Rizobacter in Semya S.A. (a biological R&D effort for EcoSeed products) for a little over two years.

The acquisition of a controlling interest in Rizobacter is a **highly significant milestone** in the corporate and operating history of Bioceres Crop Solutions. Rizobacter is a bio-based solutions company focusing on crop nutrition and protection products, particularly inoculants. Rizobacter is a leading provider of microbiological and chemical solutions in Argentina with a formable distribution platform. It also has a global presence on over 30 countries. On the R&D front, Rizobacter's focus on microbials complements Bioceres' expertise in germplasm and traits. Rizobacter provides an exceptional platform from which to develop and launch new biological products in the agricultural industry.

Rizobacter brought the following assets and capabilities to Bioceres:

- **commercialized many agricultural biologic products** and continues to advance developmental projects
 - **proprietary flagship brands** (by category)
 - Inoculants: Rizoliq TOP®, Signum® Osmium® and Rizoliq LLI®,
 - Rizobacter has a 21% market share^{xv} of soybean inoculants in Argentina
 - Adjuvants: Rizospray Extremo® and Rizospray Integrum®
 - Fertilizers: Rizostar® (micro-granular)
 - Seed treatments: Rizoderma®
- **formulation plants** for the manufacture of adjuvants, inoculants, insecticides & fungicides
 - micro-granulated fertilizer plant through 40% equity interest **Synertech Industrias**
- **distribution facilities** with over 375,000 square feet of warehouse space
- an **extensive distribution network in Argentina** (over 620 distributors) and **over 30 international distributors** extending the company's reach into Brazil, Paraguay, Uruguay, Bolivia, Colombia, Peru, Venezuela, the United States
 - nine international subsidiaries (France, Bolivia, India, Brazil, the U.S., Paraguay, Colombia, Uruguay and South Africa)
- with a 43-year history of building customer relationships, Rizobacter enjoys the customer loyalty that has been earned from a large base of distributors, large retailers and wholesalers
- brought **multiple partnerships** to Bioceres
 - strategic partnership with **Syngenta** (seed treatment and crop protection products)
 - strategic partnership with **Momentive** for the exclusive distribution of **Silwet**, a silicone-based adjuvant

- strategic alliance with **Marrone Bio Innovations** for the exclusive distribution of Marrone's foliar fertilizer and plant health technology in Argentina, Uruguay, Paraguay and Bolivia

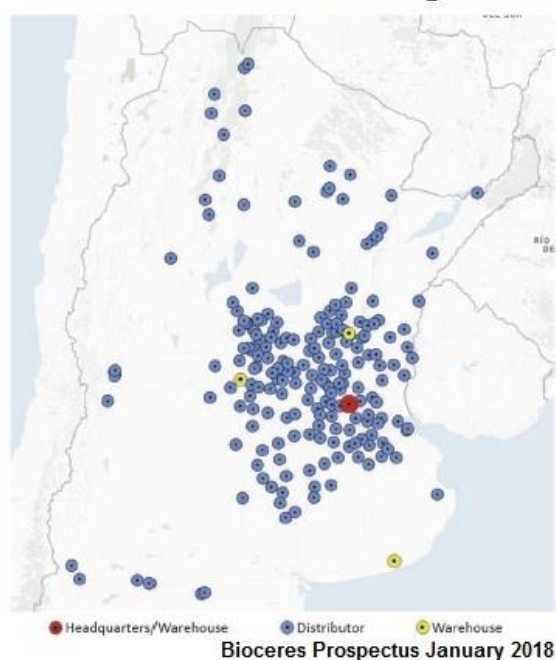
Rizobacter generates revenue from the formulation and distribution of its own products as well as the resale of third-party products. All told, Rizobacter over **tripled the revenue base of Bioceres**.

Formed by Miguel Harnan in 1977 and incorporated in October 1983, Rizobacter grew in the microbiological products space, first in Argentina, then in neighboring countries and finally globally. The company gained a leading share in inoculants, particularly in soybean inoculants. As the company expanded into more than 30 countries, Becker Underwood attempted to acquire Rizobacter in 2004. At that time, the company was generating revenues of approximately US\$18.9 million. The offer was rebuffed.

Similar to Bioceres, **Rizobacter's strategy** was to **develop biologic products**, particularly microbiological products in the plant nutrition and protection areas, not only by in-house research, but also **through joint ventures and strategic partnerships**. A more detailed description of these efforts is in the Strategy section of this report.

Nevertheless, after establishing itself as a leading microbiological products company in Argentina and developing an international distribution network, **Rizobacter's revenue base** had increased to about US\$100 million in 2016, representing a **14.9% top-line CAGR between 2004 and 2016**. On October 19, 2019, Bioceres S.A. acquired 20,004,000 shares of Rizobacter for US\$57.3 million. The holding represented a majority 50.01% equity interest. On August 25, 2017, the acquisition was approved by the CNDC (Comisión Nacional de Defensa de la Competencia or Argentine Antitrust Commission).

Distribution Network in Argentina



Across Argentina, Rizobacter has over **620 distributors**, which generate approximately 80% of Rizobacter's total sales. Four warehouses located in Pergamino, Necochea, Paraná and Río IV support the distribution network. In Argentina, Rizobacter has **leading market shares in soybean inoculants** (26%), seed treatments (27%), adjuvants (27%), and pest baits (50%).^{xvi}

Internationally, Rizobacter distributes crop nutrition and crop protection products through **more than 620 distributors**. In addition, Rizobacter holds 80% equity interests in **nine international**

distribution subsidiaries located in (in order of revenues) Brazil, Uruguay, Paraguay, Uruguay, Bolivia, South Africa, the U.S., Europe (serving Austria, France and Italy, among others) and Colombia.

MISSION & STRATEGY

The company's mission is to develop crop productivity technologies in order to **improve crop yields** and **create added-value** for agricultural producers. Bioceres concentrates on providing crop productivity solutions, particularly in the realm of seeds, seed traits, seed treatments, biologicals, adjuvants and fertilizers. The company's business model for achieving this mission involves:

- **sourcing** innovative **agricultural technologies**
- **developing products** through acquisitions, JVs and collaborations with other companies
- achieving access to markets by **navigating** through each nation's **regulatory process** for agro-biotechnology products
- attaining commercialization through the **production** of products/solutions that improve crop productivity
- and attaining access to the marketplace by **distributing its products** and complementary third-party products through the company's in-house distribution network, along with selling its products through agreements with third parties

SOURCING

Bioceres' biotechnology sourcing business model utilizes an open-architecture approach that involves collaborating with other companies, agencies, academics and research institutions in order to identify and develop promising technologies. In this way, Bioceres de-risks the agro-biotechnology discovery process and the ensuing development phase in a capital-efficient manner.

INDEAR (100% ownership by Bioceres S.A.)

In 2004, Bioceres S.A., along with BioSidus (an Argentina-based biopharmaceutical company) and CONICET (Consejo Nacional de Investigaciones Científicas y Técnicas or National Scientific and Technical Research Council, an Argentinean agency that fosters science and technology), founded an agricultural biotechnology R&D company, **INDEAR** (Instituto de Agrobiotecnología Rosario). Initially, INDEAR was funded with \$5.0 million from Bioceres and BioSidus (predominately used to purchase instruments and equipment), along CONICET's contribution of land for a R&D center and 60 research personnel. Subsequently, in 2009, BioSidus and CONICET transferred their shares to Bioceres, which became solely responsible for the management of INDEAR.

Under R&D services agreements, INDEAR provides biotechnology R&D services to Bioceres Crop Solutions, partners & subsidiaries of Bioceres (Rizobacter, Bioceres Semillas, Verdeca and Trigall Genetics) and third parties in agricultural and industrial areas. **INDEAR's research is focused on increasing crop productivity**, including tolerance to drought and salinity, resistance to pests and herbicides, the promotion of plant health and the efficient use of nutrients. The R&D services encompass the entire product development process, from the gene discovery phase, through proof of concept and product development (field efficacy trials, variety breeding etc.) to product registration in pre-commercial stage. The R&D services agreement with Bioceres includes ownership for any crop productivity technology that INDEAR develops or sources.

BCS Crops S.A. (90% ownership - formerly Semya S.A.)

Formed as a separate joint venture of Bioceres S.A. and Rizobacter Argentina S.A. in August 2014, BCS Crops is focused on developing and commercializing second-generation agricultural biological products in support of the company's EcoSeed initiative. Utilizing both the biotechnological platforms of Bioceres S.A. (via INDEAR) and capabilities of Rizobacter (microbiology, formulation and production), BCS Crops researches and develops agricultural biological products, particularly soybean, wheat and alfalfa seed treatments customized for specific soil environments.

In June 2019, Bioceres Crop Solutions acquired an additional 50% interest in Semya from Bioceres S.A, adding to the 40% interest held through Rizobacter, by a share purchase agreement for US\$670,000. The payments are to be generated and accrued through royalties from Semya. Subsequently, in mid-2020, Semya S.A. was re-named BCS Crops S.A.

PRODUCT DEVELOPMENT – JOINT VENTURES

In order to de-risk the development process and mitigate funding costs, Bioceres enters into **joint ventures** in order to advance promising technologies toward the commercialization of a particular product candidate. Two significant JVs are advancing HB4 soybeans and HB4 wheat:

Verdeca LLC (100% ownership)

Formed Verdeca joint venture with Arcadia Biosciences (NASDAQ: RKDA) in February 2012 to advance HB4 soybean technology in Latin America (now wholly-owned as of November 2020)

Trigall Genetics (50% ownership)

Formed of Trigall Genetics joint venture with Florimond Desprez in May 2013 for advancing HB4 wheat varieties in South America

PRODUCTION

Synertech Industrias S.A. (40% ownership)

Synertech Industrias operates a **micro-beaded fertilizer facility** in Pergamino, Argentina. Construction of the 257,600 sq.-ft. plant was completed in June 2017 at a cost of US\$33 million. The annual nameplate capacity of the facility is 50,000 tons. In fiscal 2019, the plant's capacity utilization rate was 22% (11,000 tons), which increased to 30% (15,200 tons) in fiscal 2020 and to 40% (20,000 tons) in fiscal 2021.

Management is investing capital to increase market acceptance of this specialty fertilizer in order to further boost the plant's capacity utilization rate.

Synertech Industrias S.A.				
Fiscal years ending June 30th	Revenues (\$US)	Net Income (\$US)	Net Assets (\$US)	Liabilities (\$US)
FY2017	1,386,728	(1,820,938)	8,028,722	14,864,865
FY2018	6,611,384	(1,991,754)	3,557,206	13,338,210
FY2019	18,305,953	2,278,859	11,304,603	16,822,212
FY2020	21,501,725	5,099,852	16,627,580	15,542,998
FY2021	23,759,744	1,776,244	18,672,596	12,604,434

Rizobacter Argentina S.A. (80% ownership)

Rizobacter Argentina S.A. holds and operates Bioceres Crop Solutions' main **manufacturing and distribution facilities**, which are located in Pergamino, Argentina. The manufacturing facilities produce Rizobacter's crop nutrition and crop protection products and consist of a 2.1 million-gallon **adjuvant formulation plant**, a 6.6 million-gallon **liquid inoculant production facility** and a 530,000-gallon **insecticide & fungicide formulation plant**. Rizobacter's distribution facilities have over 375,000 square feet of warehouse space for packaging and logistics.

Micro-beaded Fertilizer Facility



Bioceres Crop Solutions website

Rizobacter Manufacturing Facilities



Bioceres' subsidiary Rizobacter website

DISTRIBUTION – Acquisitions, Strategic Alliances & Collaborations

Bioceres also makes acquisitions, enters strategic alliances and forms collaborations in order to bolster the company's offerings and also to **establish additional sales channels** to end-consumers in the agricultural sector. **The most significant acquisition was Rizobacter.**

Rizobacter Argentina S.A. (80% ownership)

- Acquired a 50.01% equity position in **Rizobacter** in October 2016, which was increased to 80% in March 2019 - Rizobacter is a well-established supplier of seed treatments, biopesticides, adjuvants and biostimulants, particularly liquid inoculants, in Argentina, Uruguay, Paraguay and Bolivia. Rizobacter has a significant commercial presence with a robust distribution network in the South American agricultural market.
- Entered a **strategic partnership with Syngenta** (through Rizobacter's alliance with Syngenta since 1998) concerning the R&D, marketing and sale of Syngenta's seed treatment products and agrochemicals, including Maxim XL, Maxim Integral, Maxim Evolution, Suren Plus, Compinche, Compinche SX, Tenacius, Tenacius SX, Rizopack® 420 Hc, Ekey Top, Funcion Pack, Cruiser Pack among others. Conversely, Syngenta distributes some of Rizobacter's products into its seed treatment products portfolio
- Entered a **strategic partnership** (through Rizobacter) **with Momenite** in 2010 for the exclusive distribution of Silwet (a spray adjuvant that promotes improved adhesion and coverage on foliar surfaces that helps accelerate the uptake of agrochemicals into plants) in Argentina, Paraguay, Uruguay, Bolivia and Brazil
- Entered **strategic alliance** (through Rizobacter) **with Marrone Bio Innovations** (NASDAQ: MBII) in September 2020 for the exclusive distribution of Marrone's foliar fertilizer and plant health technology in Argentina, Uruguay, Paraguay and Bolivia
- As part of the Rizobacter acquisition, Bioceres owns 40% of **Synertech Industrias S.A.**, a joint venture formed by Rizobacter and De Sangosse in 2014 in order to produce **Microstar PZ®** micro-granulated fertilizer. The JV completed the construction of a

257,600 sq.-ft. micro-beaded fertilizer plant (with an annual nameplate capacity of 50,000 tons) in June 2017 at a cost of over US\$30 million. De Sangosse (a French crop protection, plant nutrition and pest-control solutions company) granted a sub-license for Microstar to Synertech JV. Microstar's highly-soluble micro-granules (0.5 to 1 mm) not only improve yields, but also can be applied at the same time as sowing.




Bioceres Semillas (100% ownership)

Formed in 2008, Bioceres Semillas is the company's **in-house commercial sales channel** for seeds, primarily wheat and soybean, along with ancillary supportive seed products. Bioceres Semillas sells Bioceres Semillas branded products and solutions both to distributors and directly to end-users. Bioceres Semillas has been operated by Rizobacter since 2017.

Bioceres Semillas sells various varieties of soybean and wheat seeds, each tailored for maximizing yield in specific areas of Argentina (see the wheat seed choices for specific growing regions in the provinces of Argentina in the image above from the company's website). The seed products are supported by other solutions, including fertilizer and adjuvant products, along with the EcoSeed support program.



SEED & INTEGRATED PRODUCTS SEGMENT

Segment	Seed & Integrated Products	
Products Description	Full seed treatment packs promote plant growth & reduce chemical nutrition requirements	EcoSoy and EcoWheat Improving yields by increasing tolerance to abiotic stress
Subsegments	<i>Seed Treatments</i>	<i>Seed Traits & Germplasm</i>
Main Growth Lever	Regional expansion Registration approvals	
Key Commercial Partners	  	

Bioceres Crop Solution Presentation November 2020

The seed and integrated product segment focuses on the **development and commercialization of seeds** (and related products that providing crop protection and nutrition), which are designed to **increase yield per hectare**. Utilizing an integrated approach, **seed traits, germplasms** and **seed treatments** are combined to improve plant growth, bolster nutritional intake and reduce the deleterious effects of weeds, insects and disease. Revenues are primarily generated by the sale of seeds, integrated seed packs, royalties and licenses charged to third parties. The go-to-market initiative, **EcoSeed**, is within this segment

Crop	Technologies			R&D Phase	Entity
	Germplasm	Protection	Yield		
Soybean	MG III-VIII	glyphosate tolerance	HB4	Advanced Develop.	BCS Holding
Wheat	Spring / Winter	glufosinate tolerance	HB4	Advanced Develop.	Trigall Genetics

FY2020 10-K

Seed Traits & Germplasms

Through breeding programs, **germplasms are advanced** by identifying optimal sets that exhibit genetic gain. The company focuses on elite germplasm that increases yield in environments contending with abiotic stresses, particularly drought conditions and/or soil salinity in specific agricultural regions.

Seed trait packages allow genetically modified seeds reach their full potential by protecting them from other pressures, generally in the categories of herbicides and pests. In almost all cases, plant yields can be increased by instilling seed traits **of tolerance to herbicides** and/or **protection from insects and other pests**.

In addition, **seed treatment packs** are produced and sold by the company's subsidiary, Rizobacter. Seed treatments are the application of biological organisms and chemical products onto seeds in order to control, repel or eliminate pathogens and pests that harm seeds and seedlings. Product technologies include inoculants, insecticides, fungicides, herbicides, micronutrients and nematicides for various crops, such as soybeans, wheat, peanuts, beans, chickpeas, and rice among others. Rizobacter developed **Rizoderma** (a bio-fungicide seed treatment for soybeans, wheat and rice seeds) in partnership with INTA (Instituto Nacional de Tecnología Agropecuaria aka National Institute of Agricultural Technology). Rizobacter also distributes the **Maxim** family of fungicidal seed treatment products through a strategic partnership with Syngenta: **Maxim XL** (fungicide for soybeans, peanuts and corn), **Maxim RFC** (bio-fungicide for soybeans, wheat, corn, cotton, sorghum and sunflower), **Maxim Evolution** (fungicide for soybeans, vetch, chickpeas, peanuts and corn) and **Maxim Integral** (fungicide and insecticide for soybeans).

Seed Treatment Fungicides

BIOFUNGICIDE
Rizoderma

BIOFUNGICIDE
Rizoderma
Arroz

BIOFUNGICIDE
Rizoderma Soja



FUNGICIDE
 **Maxim[®]XL**

BIOFUNGICIDE
 **Maxim[®]RFC**

FUNGICIDE
 **Maxim[®]Evolution**

Rizobacter website

CROP PROTECTION

Segment	Crop Protection	
Products Description	Increase effectiveness and reduce application rates of active ingredients	Full range of pest control molecules and biocontrol products
Subsegments	Adjuvants	Insecticides & Fungicides
Main Growth Lever	Adjuvant expansion - Brazil <i>Recent manufacturing capabilities + registration approvals</i>	
Key Commercial Partners	 	

Bioceres Crop Solution Presentation November 2020

The scope of the crop protection segment encompasses the development, production and sale of a full range of adjuvant, pest control and biocontrol products, namely adjuvants, insecticides, fungicides and baits. Bioceres Crop Solutions produces and sell the Rizobacter line of adjuvants (the **RIZOSPRAY** and **RizoOil** brands) and also distributes **Silwet**, a silicone-based adjuvant through a strategic partnership with **Momentive**.

Adjuvants



Rizobacter Prospectus 2019

Adjuvants

Agricultural adjuvants **increase the effectiveness of sprayed crop protection products** (insecticides, fungicides and herbicides, along with foliar fertilizers) by **reducing the surface tension** of the mixture allowing the molecules to better disperse across leaf's surface. In addition, the lower surface tension allows the crop protection/nutrition product to go through the natural openings of a crop's leaves (i.e. permit entry into the stomata or pores of the leaf's epidermis). This enhanced penetration of the leaf's surface further improves the efficacy of the active ingredients by increasing their resistance to removal by rain. The use of adjuvants results in the application of lower quantities of active ingredients, which is **more economical** and **environment friendly** with less runoff into the water table.


Insecticides and Fungicides

Through a strategic partnership with **Syngenta**, Bioceres offers a range of pest control products tailored for specific crops, including **Actellic50** (insecticide for the stored grains of barley, corn, paddy rice, sorghum and wheat) and **ActellicPlus** (insecticide for the stored grains of rough rice, barley, corn, sorghum and wheat). Also through the Syngenta partnership, Bioceres offers insecticide and fungicide seed treatments: **Tenacius** (insecticide and fungicide for barley and wheat), **Maxim Integral** (insecticide and fungicide for soybeans) and **Maxim Evolution** (fungicide for soybeans, vetch, chickpeas, peanuts and corn). The company estimates that it holds a 25% market share of bio-insecticides and bio-fungicides in Argentina. Bioceres continues its effort to formulate and commercialize new agricultural bio-fungicides and bio-insecticides.



Bioceres Crop Solutions website

CROP NUTRITION SEGMENT

Segment	Crop Nutrition	
Products Description	Nitrogen-fixing biologicals that promote growth and replace chemical nutrition sources	Micro-beaded fertilizers that reduce application rates by promoting efficiency and accuracy
Subsegments	<i>Inoculants & Biofertilizers</i>	<i>Micro-beaded Fertilizers</i>
Main Growth Lever	Ramp-up of installed capacity <i>Recently installed 50kt micro-beaded fertilizer plant</i>	
Key Commercial Partners		

Bioceres Crop Solution Presentation November 2020

The crop nutrition segment's effort is concentrated on the development, production and commercialization of biological inoculants, bio-fertilizers and micro-beaded fertilizers. The use of these products increases the supply or availability of primary nutrients, particularly nitrogen, thereby enhancing plant growth and increasing crop yield.

Inoculants and Bio-fertilizers

Inoculants are a class of **biological fertilizers** that support the growth of legumes (soybeans alfalfa, beans, peanuts, chickpeas etc.) usually applied as a seed treatment. Inoculants **promote nitrogen fixation** by introducing a specific species of bacteria that stimulates a plant to form nodules around the bacteria on the plant's roots. Within this protective enclosure, the bacteria convert atmospheric nitrogen (N₂) to ammonia nitrogen (NH₄), which is a useable component in the process to form plant proteins. Inoculants can both replace the need for chemical fertilizers or be used in combination with biologicals and chemical fertilizers in order to enhance crop yields. In either case, **the amount of traditional chemical fertilizer used is reduced**, which has beneficial environmental impact. Bioceres Crop Solutions has approximately a 21% market share of soybean inoculants in Argentina.

Bio-fertilizers are **microbiological products** that contain living micro-organisms that invade a plant's rhizosphere (the area influenced by a plant's roots) and increase the availability of primary nutrients (such as nitrogen, phosphorous, potassium and iron) through various natural mechanisms (such as nitrogen fixation, phosphorus dissolution, potassium dissolution and iron capture). These natural processes stimulate plant growth and enhance crop yields. The bio-fertilizers can be applied to seeds, plant surfaces or the soil adjacent to the plants.

An example of one of Bioceres' innovations is **LLI (Long Life Inoculant) technology**, which allows seeds to be treated up to 60 days before planting. Traditionally, seeds are treated with inoculants less than two weeks prior to planting to ensure the viability and efficacy of the living bacteria on the seeds. Using LLI technology, Rizobacter registered **Rizoliq LLI Garbanzo** (the first long-life chickpea inoculant approved in Argentina), **Rizoliq LLI HC** (for the cultivation of soybeans) and also **Rizoliq LLI Maní** (a liquid inoculant for peanuts). Pre-inoculation of the seeds can be up to 60 days

prior to planting, which simplifies the sowing operation by sparing the grower the time, labor and risks of performing the on-farm process of applying the inoculant.



Micro-beaded Fertilizers

Bioceres produces micro-beaded (aka micro-granulated) fertilizer via the Synertech Industrias JV, which is equally owned by Rizobacter and De Sangosse. Rizobacter sells the formulated micro-granulated fertilizer **Microstar PZ** (sub-licensed from De Sangosse). Due to its micro-size (0.5 to 1 mm), it **can be applied simultaneously with the planting of the seed**, allowing for early nutrient availability of nitrogen, phosphorus, sulfur and zinc to the seedlings. In addition, lower doses are required than conventional fertilizers providing both logistical and environmental benefits.

VALUATION

For Bioceres Crop Solutions, a reasonable methodology is a **discounted cash flow (DCF) model** that estimates future cash flows and discounts them by using the cost of capital in order to attain a net present value. Utilizing our estimate of fiscal 2022 revenues of Bioceres Crop Solutions, revenues are projected in the out-years based on expected revenue streams from **three business lines**, namely the company's revenue generating businesses (primarily Rizobacter), the expected revenues from HB4 soybeans and the expected revenues from HB4 wheat. A DCF model was composed by these three expected revenue categories.

Revenues for the HB4 products are estimated through the projected amount of hectares planted and the cost of seed per hectare. The adoption of HB4 soybeans and HB4 wheat ramps up in the first three years after **import approvals by China and Brazil**, respectively, the granting of which **are assessed through a probability factor**. Sales of each product rise relatively quickly at a 50%-to-60% rate over three-to-five years and then grow at a terminal growth rate of 25%.

The model incorporates assumptions related to cash costs, R&D expenses and the tax rate based on historical results. Cash costs are projected to increase at a 3.6% rate annually while R&D expenses are expected to increase at a 3.1% annual rate as the company continues to invest in new and ongoing programs. The tax rate is anticipated to remain steady at 34.2%.

The discount rate for large cap publicly-traded equities is usually in the 5%-to-10% range; however, for small-cap companies, the discount rate is generally in the 12%-to-15% range due to a higher level of business risk. Conservatively, we are using a discount rate of 14.5% in the DCF model.

It is well known that the results of DCF models are highly sensitive to the input assumptions. As the company reports subsequent quarters, the DCF model will be updated so that it accurately dovetails with reported financial results.

The terminal value is calculated by multiplying the projected sales level in year seven by the estimated terminal price-to-sales ratio (P/S) of 0.56, which is the average P/S ratio of large, profitable agricultural products companies that have market capitalizations over \$5.0 billion.

Large Capitalization Industry Comparables	Ticker	P/E Current FY	Mkt Cap (\$billion)	TTM Price/ Book	TTM Price/ Sales	TTM EV/ EBITDA
Industry Mean		12.08	27.60	1.52	0.56	9.83
Industry Median		12.22	19.27	1.62	0.47	11.55
ARCHER-DANIELS-MIDLAND CO	ADM	14.01	34.90	1.62	0.47	11.55
BASF SE	BASFY	10.81	66.54	1.52	0.83	8.89
BUNGE LIMITED	BG	11.01	11.42	1.76	0.24	6.04
WLMAR INTERNATIONAL LTD	WLMY	12.35	19.27	0.99	0.33	9.22
INGREDION INC	INGR	12.22	5.89	2.07	0.92	13.44

Our DCF model values Bioceres Crop Solutions at \$18.20 per share on a fully diluted basis.

Bioceres Crop Solutions Corp.					
DCF Model					
	2022	2023	2024	2025	2026
Revenues	236,866,593	288,511,686	352,560,751	436,808,598	532,933,760
Cash costs	189,703,000	196,570,249	203,686,092	211,059,528	218,699,883
R&D costs	9,746,100	10,044,331	10,351,687	10,668,449	10,994,903
Tax rate	34.2%	34.2%	34.2%	34.2%	34.2%
Free Cash Flow after R&D costs	24,620,710	53,888,296	91,148,116	141,523,048	199,531,244
Discount Rate	14.5%				
NPV	568,596,948				
Terminal Value	437,622,306				
Cash From Option Exercise	5,308,335				
Probability	80.0%				
Total Sum of Parts	809,726,823				
Debt	96,652,480	4Q:FY2021			
Cash	47,207,511	4Q:FY2021			
Current Shares	40,612,000				
Option Shares	1,166,667				
Diluted Shares	41,778,667	4Q:FY2021			
				Total NPV	760,281,854
				Share Price	\$18.20

We attempted to employ comparative analysis to help validate the indicated price derived through the DCF model. Generally, some valuation metrics (P/S, P/B and/or EV/EBITDA) indicate some predictive consistency among comparative companies. However, other small-cap companies in the biologics space operate with negative EBITDA. Due the astute acquisition of Rizobacter, Bioceres is the only Ag-tech company currently **operating with positive 12-month trailing EBITDA**. Therefore, it would reasonably follow that the company's stock should trade at the highest valuation multiples within its comparable industry. Often, the other much earlier-stage companies exhibit stretched valuation multiples which reflect higher levels of risk.

Industry Comparables	% Chg YTD	Ticker	P/E Current FY	Mkt Cap (\$million)	TTM Price/ Book	TTM Price/ Sales	TTM EV/ EBITDA
BIOCERES CROP SOLUTIONS	113.9	BIOX	N/M	538.52	5.96	2.57	17.50
Industry Mean	-20.1		N/M	97.19	3.03	27.36	(6.57)
Industry Median	-22.2		N/M	116.93	1.17	3.64	(3.93)
S&P 500	11.9	SPX	33.99	N/A	4.88	3.13	N/A
ARCADIA BIOSCIENCES INC	-17.4	RKDA	N/M	48.56	1.17	3.64	(9.14)
CALYXT INC	-22.3	CLXT	N/M	133.80	6.11	3.64	(3.93)
EVOGENE LTD	-44.5	EVGN	N/M	116.93	1.86	94.20	(2.15)
MARRONE BIO INNOVATIONS	-22.2	MBII	N/M	154.94	4.47	3.56	(16.20)
YIELD10 BIOSCIENCE	5.9	YTEN	N/M	31.71	1.55	31.76	(1.43)

Bioceres Crop Solutions has attained a level of advancement exemplified by **positive EBITDA**, an attribute shared by more mature, more diversified large-cap companies in the agricultural crop solutions industry. In this large-cap subset, break-through products, like HB4 technology, do not carry the same financial impact on operations as in a small-cap company like Bioceres Crop Solutions. Therefore, comparative valuation analysis versus large-cap companies would not be appropriate.

RISKS

- Bioceres Crop Solutions operates in Argentina, a country that is marked by a history of hyperinflation. The latest hyperinflationary period began in 2013, after almost a decade of the inflation rate remaining below 11%. Most recently, Argentina's CPI (as reported by INDEC) increased 24.8% in 2017, 47.7% in 2018, 53.8% in 2019 and 36.1% in 2020.
 - In June 2018, Argentina's economy was categorized as hyperinflationary by the International Practices Task Force of the Centre for Quality, since the country had a projected three-year cumulative inflation rate greater than 100%.
 - With Argentina's economy classified as hyperinflationary, the company is required to apply inflationary adjustments to its financial statements (beginning with the period ending on December 31, 2018) according to the guidelines of the International Accounting Standard 29 (IAS-29).
 - These adjustments could adversely affect the financial results of the company's operations in Argentina.
- Argentina also has a history of currency devaluations (six within the last 20 years, the most recent occurring in 2018). A significant part of the company's business activities is conducted in Argentine pesos, therefore exposing Bioceres to foreign currency exchange risks.
- The Argentine government can and has intervened in the economy. Such interventions have been in the form of export and import duties and taxation regimes, but could also take the form of expropriations/nationalizations and price controls. Currently, there are export duties of 33% on soybean and soy products and single-digit export duties on corn, wheat and sunflower.
- As a company serving the agricultural industry, Bioceres' crop nutrition and protection operations are exposed to potential disruptions caused by severe weather conditions, particularly drought.

INSIDER AND INSTITUTIONAL OWNERSHIP

Insiders (defined as holders of 10%+ of the company's shares) own 81.9% of the outstanding shares of Bioceres Crop Solutions. Bioceres S.A. (a corporate insider with a 13G filed under an Executive Director) owns 23,572,333 shares or 56.1% of the shares outstanding. An investment group consisting of 5D+ Capital Investment Management Company S.A. (Uruguay), 5D+ Draco I LATAM Income Plus Segregated Portfolio (Cayman Islands) and Biotech Investment Holding Ltd. (British Virgin Islands) holds 7,991,226 shares or 19.7% of the shares outstanding as of the last 13G filing dated July 30, 2021.

Institutional investors own approximately 13.6% of the outstanding shares of the company. The larger institutional holders are Polar Asset Management Partners with 1,060,000 shares (2.6% of the shares outstanding), Westchester Capital Management LLC with 876,725 shares (2.2%), Karpus Management with 842,217 shares (2.1%) and City Financial Investment with 600,000 shares (1.5%).

BALANCE SHEETS

Bioceres Crop Solutions Corp.				
(in \$US except share data)	FY 2018	FY 2019	FY 2020	FY 2021
Period ending	6/30/2018	6/30/2019	6/30/2020	6/30/2021
ASSETS				
Cash and cash equivalents	2,215,103	3,450,873	42,522,861	36,046,113
Other financial assets	4,550,847	4,683,508	13,436,393	11,161,398
Trade receivables	52,888,427	59,236,377	73,546,633	88,784,172
Other receivables	4,240,205	1,981,829	4,770,672	11,153,705
Income & min. pres. inc. taxes recover.	2,082,269	1,263,795	112,220	990,881
Inventories	19,366,001	27,322,003	29,338,548	61,037,551
Biological assets	-	270,579	965,728	2,315,838
Total Current Assets	85,342,852	98,208,964	164,693,055	211,489,658
Other financial assets	243,358	376,413	322,703	1,097,462
Trade receivables	-	-	-	135,739
Other receivables	4,979,507	1,560,310	1,703,573	2,543,142
Income & min. presumed inc. taxes recover.	126,653	1,184	6,029	12,589
Deferred tax assets	5,601,821	3,743,709	2,693,195	3,278,370
Investments in joint ventures and associates	19,072,055	25,321,028	24,652,792	30,657,173
Property, plant and equipment	40,177,146	43,834,548	41,515,106	47,954,596
Investment properties	-	-	-	-
Intangible assets	26,657,345	39,616,426	35,333,464	67,342,362
Goodwill	14,438,027	29,804,715	25,526,855	28,751,206
Right of use asset	-	-	1,114,597	1,327,660
TOTAL ASSETS	196,638,764	242,467,297	297,561,369	394,589,957
Trade and other payables	27,708,830	40,578,494	57,289,862	72,091,408
Borrowings	65,308,928	66,477,209	63,721,735	76,785,857
Employee benefits and social security	4,411,713	5,357,218	4,510,592	4,680,078
Deferred rev. & advances from customers	1,007,301	1,074,463	2,865,437	6,277,313
Income tax payable	2,569	142,028	1,556,715	7,452,891
Government grants	17,695	2,110	1,270	0
Acquisition of assets	20,223,590	2,826,611	0	0
Lease liabilities	-	-	665,098	750,308
Total Current Liabilities	118,680,626	116,458,133	130,610,709	168,037,855
Trade and other payables	-	452,654	452,654	0
Borrowings	25,708,205	37,079,521	41,226,610	47,988,468
Employee benefits and social security	-	-	534,038	0
Government grants	15,532	8,098	2,335	784
Joint ventures and associates	2,012,298	1,970,903	1,548,829	1,278,250
Deferred tax liabilities	13,591,942	21,101,871	16,858,125	25,699,495
Provisions	845,486	439,740	417,396	449,847
Acquisition of assets	2,651,019	0	0	11,790,533
Private warrants	-	2,861,511	1,686,643	0
Convertible notes	-	-	43,029,834	48,664,012
Lease liabilities	-	-	444,714	390,409
Non-Current Liabilities	44,824,482	63,914,298	106,201,178	136,261,798
TOTAL LIABILITIES	163,505,108	180,372,431	236,811,887	304,299,653
SHAREHOLDERS' EQUITY				
Equity attributable to owners of the parent	13,713,484	47,301,863	46,179,395	67,743,242
Non-controlling interests	19,420,172	14,793,003	14,570,087	22,547,062
Total Stockholders' Equity	33,133,656	62,094,866	60,749,482	90,290,304
TOTAL LIABILITIES & STOCKHOLDERS' EQ.	196,638,764	242,467,297	297,561,369	394,589,957
Shares outstanding	28,098,117	36,120,516	36,115,416	40,612,370

ANNUAL INCOME STATEMENTS

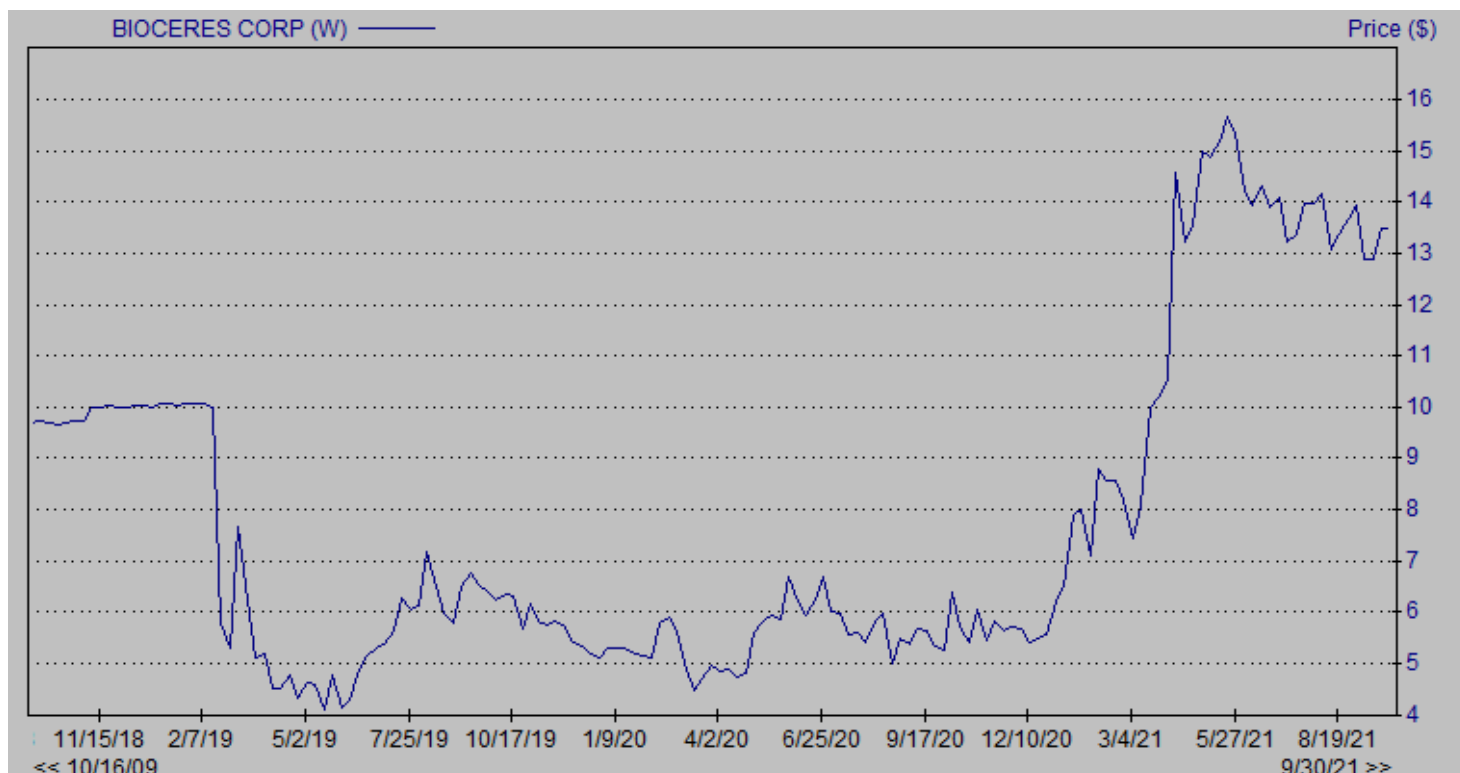
Bioceres Crop Solutions Corp.

Income Statement (in \$US, except share out. data)	2018 6/30/2018	2019 6/30/2019	2020 6/30/2020	2021 6/30/2021	2022 E 6/30/2022
Revenue from contracts w. customers	133,491,118	160,308,979	172,350,699	206,697,620	230,532,531
Government grants	51,586	16,372	24,732	2,302	2,567
Initial rec. & chgs in FV of bio. assets	-	279,945	716,741	2,826,255	3,152,159
Total Revenues	133,542,704	160,605,296	173,092,172	209,526,177	233,687,257
Cost of Sales	77,094,551	86,964,881	93,575,588	118,641,803	116,198,982
Research and development expenses	3,950,100	3,689,391	4,195,270	5,617,655	9,746,100
SG&A expenses	35,263,688	39,243,800	38,345,028	47,601,901	43,140,385
Share of loss (profit) of joint ventures	2,136,801	(1,012,486)	(2,477,193)	(997,429)	(600,000)
Expenses	118,445,140	128,885,586	133,638,693	170,863,930	168,485,467
Operating income (loss)	15,097,564	31,719,710	39,453,479	38,662,247	65,201,790
Finance (cost)	(17,188,653)	(24,361,733)	(20,880,526)	(21,240,236)	(21,200,000)
Other financial results (losses)	(23,762,063)	(17,096,484)	(11,822,116)	(6,612,104)	(10,000,000)
Other net income (loss)	613,389	365,900	(307,499)	(279,359)	(250,000)
Total Other Income (Expenses)	(40,337,327)	(41,092,317)	(33,010,141)	(28,131,699)	(31,450,000)
Profit (loss) before income tax	(25,239,763)	(9,372,607)	6,443,338	10,530,548	33,751,790
Income tax (expense) benefit	10,928,517	(6,986,284)	(2,206,710)	(14,351,170)	(14,351,170)
Net profit (loss)	(14,311,246)	(16,358,891)	4,236,628	(3,820,622)	19,400,620
Profit (loss) attrib. to equity holders	(11,039,533)	(18,369,045)	3,359,175	(6,870,163)	4,876,642
Profit (loss) attrib. to non-controlling int.	(3,271,713)	2,010,154	877,453	3,049,541	20,880,983
Diluted gain (loss) per share	(0.3929)	(0.6027)	0.0922	(0.1752)	0.1155
Wgted. Avg. Shares Out. - diluted	28,098,117	30,478,390	36,416,988	39,218,632	42,238,467

QUARTERLY INCOME STATEMENTS

Bioceres Crop Solutions Corp.						
Income Statement (in \$US, except share out. data)	FY 2020 6/30/2020	FY 1Q 9/30/2020	FY 2Q 12/31/2020	FY 3Q 3/31/2021	FY 4Q 6/30/2021	FY 2021 6/30/2021
Revenue from contracts w. customers	172,350,699	42,105,290	48,003,308	35,536,258	81,052,764	206,697,620
Government grants	24,732	604	556	547	595	2,302
Initial rec. & chgs in FV of bio. assets	716,741	249,367	734,826	684,308	1,157,754	2,826,255
Total Revenues	173,092,172	42,355,261	48,738,690	36,221,113	82,211,113	209,526,177
Cost of Sales	93,575,588	23,112,642	25,073,842	20,901,909	49,553,410	118,641,803
Research and development expenses	4,195,270	1,024,212	1,114,820	1,443,241	2,035,382	5,617,655
SG&A expenses	38,345,028	10,092,243	11,219,716	10,213,137	16,076,805	47,601,901
Share of loss (profit) of joint ventures	(2,477,193)	(239,712)	(65,975)	(906,241)	214,499	(997,429)
Expenses	133,638,693	33,989,385	37,342,403	31,652,046	67,880,096	170,863,930
Operating income (loss)	39,453,479	8,365,876	11,396,287	4,569,067	14,331,017	38,662,247
Finance (cost)	(20,880,526)	(5,276,050)	(5,366,130)	(4,480,381)	(6,117,675)	(21,240,236)
Other financial results (losses)	(11,822,116)	(7,459,412)	(530,744)	(527,621)	1,905,673	(6,612,104)
Other net income (loss)	(307,499)	5,190	135,132	205,127	(624,808)	(279,359)
Total Other Income (Expenses)	(33,010,141)	(12,730,272)	(5,761,742)	(4,802,875)	(4,836,810)	(28,131,699)
Profit (loss) before income tax	6,443,338	(4,364,396)	5,634,545	(233,808)	9,494,207	10,530,548
Income tax (expense) benefit	(2,206,710)	(2,005,866)	(3,835,587)	(390,710)	(8,119,007)	(14,351,170)
Net profit (loss)	4,236,628	(6,370,262)	1,798,958	(624,518)	1,375,200	(3,820,622)
Profit (loss) attrib. to equity holders	3,359,175	(6,971,558)	648,193	(1,180,484)	633,686	(6,870,163)
Profit (loss) attrib. to non-controlling int.	877,453	601,296	1,150,765	555,966	741,514	3,049,541
Diluted gain (loss) per share	0.0922	(0.1917)	0.0166	(0.0305)	0.0164	(0.1752)
Wgtd. Avg. Shares Out. - diluted	36,416,988	36,367,953	39,038,280	38,756,606	38,756,606	39,218,632
Adjusted EBITDA	46,517,201	10,500,000	14,200,000	6,900,000	16,600,000	48,300,000

HISTORICAL STOCK PRICE



DISCLOSURES

The following disclosures relate to relationships between Zacks Small-Cap Research ("Zacks SCR"), a division of Zacks Investment Research ("ZIR"), and the issuers covered by the Zacks SCR Analysts in the Small-Cap Universe.

ANALYST DISCLOSURES

I, Steven Ralston, hereby certify that the view expressed in this research report accurately reflect my personal views about the subject securities and issuers. I also certify that no part of my compensation was, is, or will be, directly or indirectly, related to the recommendations or views expressed in this research report. I believe the information used for the creation of this report has been obtained from sources I considered to be reliable, but I can neither guarantee nor represent the completeness or accuracy of the information herewith. Such information and the opinions expressed are subject to change without notice.

INVESTMENT BANKING AND FEES FOR SERVICES

Zacks SCR does not provide investment banking services nor has it received compensation for investment banking services from the issuers of the securities covered in this report or article.

Zacks SCR has received compensation from the issuer directly, from an investment manager, or from an investor relations consulting firm engaged by the issuer for providing non-investment banking services to this issuer and expects to receive additional compensation for such non-investment banking services provided to this issuer. The non-investment banking services provided to the issuer includes the preparation of this report, investor relations services, investment software, financial database analysis, organization of non-deal road shows, and attendance fees for conferences sponsored or co-sponsored by Zacks SCR. The fees for these services vary on a per-client basis and are subject to the number and types of services contracted. Fees typically range between ten thousand and fifty thousand dollars per annum. Details of fees paid by this issuer are available upon request.

POLICY DISCLOSURES

This report provides an objective valuation of the issuer today and expected valuations of the issuer at various future dates based on applying standard investment valuation methodologies to the revenue and EPS forecasts made by the SCR Analyst of the issuer's business.

SCR Analysts are restricted from holding or trading securities in the issuers that they cover. ZIR and Zacks SCR do not make a market in any security followed by SCR nor do they act as dealers in these securities. Each Zacks SCR Analyst has full discretion over the valuation of the issuer included in this report based on his or her own due diligence. SCR Analysts are paid based on the number of companies they cover.

SCR Analyst compensation is not, was not, nor will be, directly or indirectly, related to the specific valuations or views expressed in any report or article.

ADDITIONAL INFORMATION

Additional information is available upon request. Zacks SCR reports and articles are based on data obtained from sources that it believes to be reliable, but are not guaranteed to be accurate nor do they purport to be complete. Because of individual financial or investment objectives and/or financial circumstances, this report or article should not be construed as advice designed to meet the particular investment needs of any investor. Investing involves risk. Any opinions expressed by Zacks SCR Analysts are subject to change without notice. Reports or articles or tweets are not to be construed as an offer or solicitation of an offer to buy or sell the securities herein mentioned.

CANADIAN COVERAGE

This research report is a product of Zacks SCR and prepared by a research analyst who is employed by or is a consultant to Zacks SCR. The research analyst preparing the research report is resident outside of Canada, and is not an associated person of any Canadian registered adviser and/or dealer. Therefore, the analyst is not subject to supervision by a Canadian registered adviser and/or dealer, and is not required to satisfy the regulatory licensing requirements of any Canadian provincial securities regulators, the Investment Industry Regulatory Organization of Canada and is not required to otherwise comply with Canadian rules or regulations.

ⁱ Bioceres Crop Solutions Fiscal First Quarter 2020 commentary by Federico Trucco, CEO, October 8, 2020

ⁱⁱ Bioceres Crop Solutions, Form F-1, October 25, 2019, page 110

ⁱⁱⁱ Bioceres 2020 20-F, page 69

^{iv} Bioceres 2020 20-F, page 47

^v Bioceres Crop Solutions website, <https://investors.biocerescrops.com/about-us/our-operational-structure/default.aspx>

^{vi} Bioceres Prospectus, July 12, 2019 page 334 and Union Acquisition Form S-4/A, February 8, 2019, page 7

^{vii} Bioceres Investor Presentation, January 2019

^{viii} UNdata, FAOSTAT (Food and Agriculture Organization of the United Nations).

^{ix} Bioceres 2020 10-K, HB4 soybean technology was approved on October 6, 2015, under Resolution N° 397/15

^x Bioceres 2020 10-K, U.S. FDA completed full review of the safety evaluation for HB4 soybeans, clearing it for use in human food and animal food on August 10, 2017. Bioceres Crop received USDA approval of HB4 drought tolerant soybeans in August 2019.

^{xi} John Newton, Ph.D., Chief Economist, Farm Bureau, China Uses One-Third of World's Soybeans, <https://www.fb.org/market-intel/china-uses-one-third-of-worlds-soybeans>

^{xii} Last publicly available turnover was €230 million: Florimond Desprez and Bioceres join forces to develop and commercialize wheat varieties with next generation biotechnologies for the Latin-American region, May 7, 2013; prior figure was €198 million in 2012: Florimond Desprez: Des racines et des ailes, Geneviève Hermann, July 10, 2013

^{xiii} Seeds: Florimond Desprez puts the turbo on research, June 23, 2016`

^{xiv} USDA Agricultural Biotechnology Annual – Argentina, April 22, 2020, page 5

^{xv} Bioceres S.A. Form F-1, January, 2018, page 161

^{xvi} Bioceres Crop Solutions, Form 20FR12B, March 14, 2019, page 74 and Bioceres S.A. Prospectus dated January 23, 2018