July 6, 2018

Zacks Small-Cap Research

Sponsored – Impartial - Comprehensive

Steven Ralston, CFA
312-265-9426
sralston@zacks.com

scr.zacks.com

10 S. Riverside Plaza, Chicago, IL 60606

Wealth Minerals Ltd. (V.WML – TSX-V)

Wealth Minerals Successfully Completes Capital Raise; Drilling Results from Trinity Project Expected Soon

Based on comparative analysis that utilizes the valuation metric of price-to-book (P/B), at an industry minimum peak P/B ratio of 6.5 indicates a share price target of $2.65

Current Price (07/05/18)	$0.98
Valuation	**$2.65**

OUTLOOK

Wealth Minerals is a junior mineral exploration company that is well-positioned to benefit from its portfolio of prospective lithium projects in the Lithium Triangle. The company holds control over portions of **four lithium salar projects in northern Chile** (Atacama, Trinity, Laguna Verde and Five Salars). Management intends to advance its concessions through exploration programs and opportunistically acquire additional ones. The **Agreement with ENAMI** creates a path for the development of Wealth's Atacama and Laguna Verde Projects. The **Lithium Triangle** appears to be the global sweet spot for low-cost incremental supply of lithium.

SUMMARY DATA

52-Week High	**$2.34**
52-Week Low	**$0.91**
One-Year Return (%)	**-45.6**
Beta	**1.64**
Average Daily Volume (shrs.)	**399,879**
Shares Outstanding (million)	**119.07**
Market Capitalization ($mil.)	**$116.69**
Short Interest Ratio (days)	**N/A**
Institutional Ownership (%)	**N/A**
Insider Ownership (%)	**N/A**
Annual Cash Dividend	**$0.00**
Dividend Yield (%)	**0.00**
5-Yr. Historical Growth Rates	
Sales (%)	**N/A**
Earnings Per Share (%)	**N/A**
Dividend (%)	**N/A**
P/E using TTM EPS	**N/M**
P/E using 2018 Estimate	**N/M**
P/E using 2019 Estimate	**N/M**

Risk Level	**Above Average**
Type of Stock	**Small - Value**
Industry	**Mining**

ZACKS ESTIMATES

Revenue
(in millions of $)

	Q1 (Feb)	Q2 (May)	Q3 (Aug)	Q4 (Nov)	Year (Nov)
2016	0.0 A	0.0 A	0.0 A	0.0 A	0.0 A
2017	0.0 A	0.0 A	0.0 A	0.0 A	0.0 A
2018	0.0 A	0.0 E	0.0 E	0.0 E	0.0 E
2019					0.0 E

Earnings per Share
(EPS is operating earnings before non-recurring items)

	Q1 (Feb)	Q2 (May)	Q3 (Aug)	Q4 (Nov)	Year (Nov)
2016	-$0.01 A	-$0.05 A	-$0.06 A	-$0.02 A	-$0.14 A
2017	-$0.05 A	-$0.02 A	-$0.05 A	-$0.03 A	-$0.15 A
2018	-$0.04 A	-$0.02 E	-$0.03 E	-$0.02 E	-$0.10 E
2019					-$0.07 E

Zacks Projected EPS Growth Rate - Next 5 Years % **N/A**

Quarterly EPS may not equal annual EPS total due to rounding.

© Copyright 2018, Zacks Investment Research. All Rights Reserved.

KEY POINTS

- Wealth Minerals is junior mining company pursuing a strategy of **accumulating early stage exploration lithium projects within the Lithium Triangle**, initially properties located in Chile.
  - Management's strategy is to increase shareholder value by gaining control of prospective lithium exploration concessions that encompass salars.
  - The **Lithium Triangle**, particularly in Chile and Argentina, appears to be the **global sweet spot for low-cost incremental supply of lithium**.
  - Wealth Minerals is transitioning a focus on acquisitions to one on development, initially at the **Laguna Verde**, **Atacama** and **Trinity projects**, though management continues to monitor and evaluate other lithium properties within the Lithium Triangle.
    - At the Laguna Verde Project, a drilling program remains underway at two targets, one east and the other west of above ground brine lake
    - At the Trinity Project, a 3-hole drilling campaign was scheduled to begin in the mid-2018 timeframe.
    - The Atacama Project received positive geophysical results (MT and TEM surveys) in December 2017. A drilling campaign to test brine in the southwest corner of the license area is anticipated to begin after drilling at the Trinity Project is completed.
    - During the first fiscal quarter of 2018, $308,318 was spent on the exploration and evaluation of the company's properties.

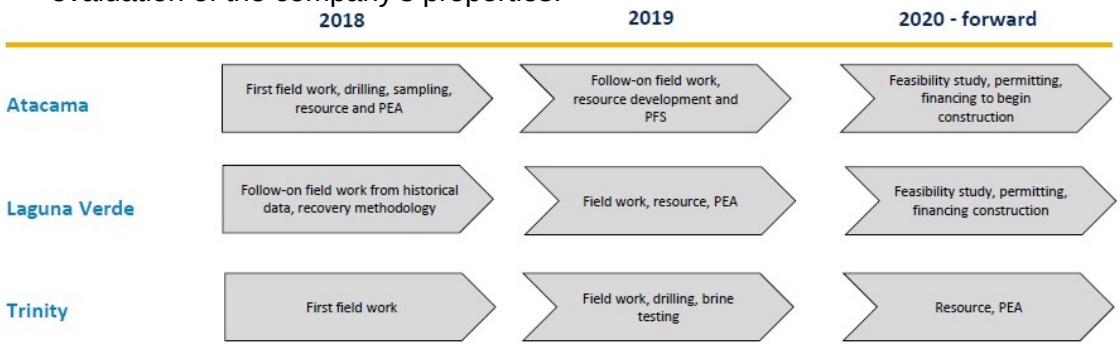

  - Thus far, since July 26, 2016, Wealth Minerals has entered into formal option agreements for multiple prospective lithium properties. After consolidating several properties into one project, the company now controls four projects (**Atacama**, **Trinity**, **Laguna Verde** and **Five Salars**) which encompass 75,500 hectares.
- The company may enter joint venture partnerships with senior mining companies to advance concessions to further explore and develop each property, thereby potentially receiving cash payments to carry the projects into the future while laying off significant exploration costs onto the partner.
- Management may consolidate properties under its control for the purpose of being able to offer more attractive packages of prospective lithium properties to senior mining companies.
- With lithium carbonate prices having risen significantly over the last three years from under $6,000 to above $25,000 per tonne in late 2017, **investors are intently focused on ferreting out opportunities in the lithium industry**.
  - Consistent news flow from Tesla and other builders of battery gigafactories reinforces the macro-case for lithium.
  - Concurrently, the growth of Electric Vehicles should drive profound increases in demand for lithium.
  - Though there is some debate, as always, about the resolution of the current lithium supply-demand imbalance and the resulting effect on pricing, I fall into the camp that there will be insufficient supply to meet the anticipated demand over the next few years, which should result in a robust lithium pricing environment. Such opportunities, especially when

accompanied with targeted areas, such as the Lithium Triangle, are infrequent and should be pursued vigorously when they occur.

- On September 9, 2017, Xin Guobin, China's Vice Minister of Industry and Information Technology, announced at an auto forum in Tianjin that **Chinese regulators are working on a timetable to phase out the production and sales of fossil fuel vehicles**.

➢ Since the company's projects are still in the early exploration stage and management continues to pursue acquiring control over additional properties, Wealth Minerals will continue to need to raise capital in order to fund the advancement of its lithium brine projects.



Wealth Minerals LTD

A Atacama

B Laguna Verde

C Trinity

D Five Salars

Wealth Minerals Ltd.						
Project	Exploration Concession	Formal Option Date	Number of Concessions	Hectares (approx.)	Salar	Region
Atacama		10/28/2016	144	**46,200**	Atacama	II
Trinity		various	40	**10,100**		II
	Aguas Calientes Norte					
	Puritama	11/30/2016	8	2,000	Aguas Calientes	II
	Quiso	9/5/2018	9	2,400	Quisquiro	II
	Pacana	2/1/2018	23	5,700	Pacana	II
Laguna Verde		12/2/2016	23	**2,438**	Laguna Verde	III
Land Package (Laguna Verde)		3Q FY2017	N/A	**6,262**	Laguna Verde	III
	Salar Green				Green	III
	Union					III
Five Salars		3Q FY2017	5	**10,500**		I, II, III
	Ascotán		1	1,300	Ascotán	II
	Piedra Parada		1	1,900	Piedra Parada	III
	Huasco		1	5,300	Huasco	I
	Siglia		1	1,600	Siglia	II
	Lejia		1	400	Lejia	II
	Total under Formal Option Agreements			**75,500**		

MOST RECENT EVENTS

Capital Funding Thus Far During Fiscal 2018

During the first fiscal quarter of 2018 (ending February 28, 2018), **equity financing activities** provided Wealth Minerals a total of **$6.9 million** to help finance the company's activities and fund the necessary option payments to maintain its formal option agreements in good standing. During the quarter, the company closed the first tranche of the non-brokered private placement for 4,577,879 shares at a price of $1.60 each for net proceeds of $6,906,734. In addition, 80,000 shares were issued through the exercise of options providing proceeds of $89,600.

Subsequently, on May 18, 2018, Wealth Minerals issued 5,678,236 Units (1 share and a ½ share purchase warrant) under a private placement at a price of $1.10 per Unit. **Gross proceeds were $6,246,060**. The warrants have an exercise price of 1.50 per share and expire in two years. An additional 297,871 Units were issued as finder's fees.

Then on June 13, 2018, Wealth Minerals issued an additional 108,000 Units and 500,000 common shares were issued under the final tranche at a price of $1.10. **Gross proceeds were $668,800**. Finder's fees for the final tranche included 49,955 Units.

The net proceeds from the company's placements are intended to fund option payments, exploration work, general and administrative expenses and working capital.

WMLLF Upgraded to OTCQX

On May 14, 2018, Wealth Minerals announced that its WMLLF stock began trading on the **OTCQX**® Best Market, **an upgrade** from the OTCQB® Venture Market. The upgrade to the OTCQX market opens the company's stock to a wider investor audience, which is a key part of management's capital market strategy. Many institutions, and some individual investors, limit their investments to NYSE, NASDAQ and OTCQX listed equities and avoid venture exchange securities. WMLLF now has the opportunity to be more widely-held.

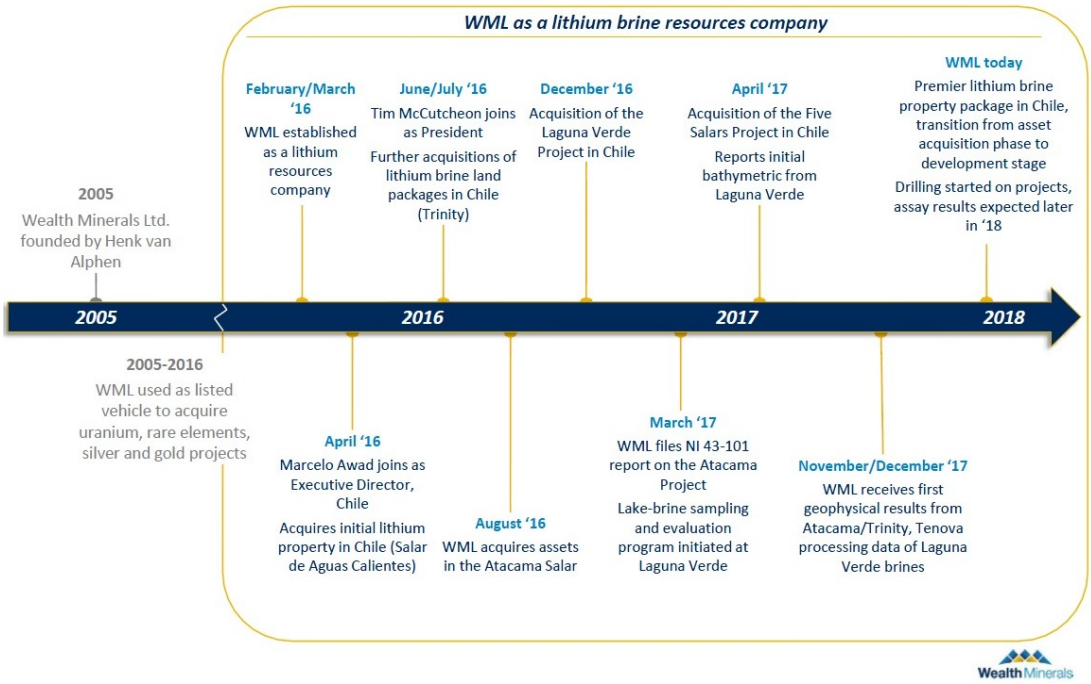

Strategic Alliance with ENAMI

On March 19, 2018, Wealth Minerals announced that the company had entered into an agreement with **ENAMI** (Empresa Nacional de Minería aka National Mining Company of Chile) to form a strategic alliance that should result in a JV partnership for the development and commercialization of Wealth Minerals' Projects in the Salar de Atacama and Laguna Verde. Management anticipates that it will be 24-month process to formally form and efficiently structure the JV, which will be 90% owned by Wealth Minerals and 10% owned by ENAMI with free-carried interest.

Under current Chilean law, lithium can only be exploited by the Government of Chile, a Chilean state-owned company or special operational contracts specified by the President of Chile. Only three (3) entities qualify to advance lithium projects to production in Chile: ENAMI, CORFO and CODELCO. **ENAMI** was founded in 1969 as a state company to promote the success of small-and-medium sized Chilean mining companies by providing toll milling and processing services. Founded in 1939, **CORFO** (Corporación de Fomento de la Producción aka Production Development Corporation) is a state development agency designed to promote economic development and business investments in Chile. CORFO is the governmental agency that has contracted Albemarle (NYSE: ALB) and Sociedad Química y Minera de Chile S.A. (NYSE: SQM) to extract lithium from the Salar de Atacama. **CODELCO** (Corporación Nacional del Cobre de Chile aka National Copper Corporation of Chile) is Chile's state-owned copper mining company, formed by nationalizing foreign-owned copper companies in 1976. Though CODELCO focuses on copper production (and also produces molybdenum and gold doré), the company appears to meet the state-mandated qualifications to enter the lithium space.

Partnership with ENAMI

ENAMI (National Mining Company of Chile)

- ENAMI was established in the 1960s as a state company tasked with promoting the Chilean mining industry, by buying and processing the production of small and medium sized national mining companies. ENAMI is one of two state-owned companies in Chile involved in the mining industry, the other one being CODELCO
- ENAMI signed in December 2017 a collaboration agreement with the Chilean Nuclear Energy Commission (CCHEN), currently a key regulator for the mining and sale of lithium in Chile. The collaboration agreement specifically addresses joint work to stimulate lithium production and CCHEN is a key regulator of lithium production.

WEALTH - ENAMI partnership terms

- Formation of Joint Venture ("JV") to develop the Atacama and Laguna Verde projects: WML @ 90% - ENAMI @ 10%
- JV formation on the subsidiary level (Wealth Minerals SpA in Chile)
- 24 month time window starting in March 2018 to effect JV formation as both sides determine optimum legal format
- JV agreement allows Wealth, along with ENAMI, the ability to apply for the grant of required permits to explore, develop, produce and export lithium in accordance with the current regulatory framework
- ENAMI, as a state-owned enterprise, has a key position in any dialog with government agencies regarding the projects in the JV, as the JV is part of a broader government policy of advancing lithium mining in Chile

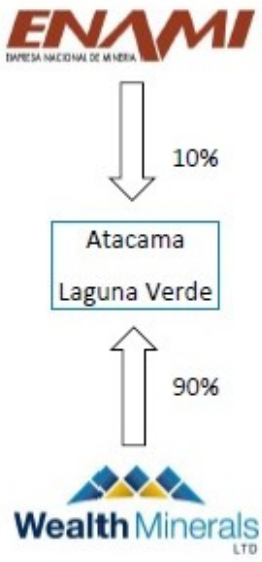

First Fiscal Quarter Results

On April 30, 2018, Wealth Minerals reported financial results for the first fiscal quarter ending February 28, 2018. For the quarter, the company reported a loss of $4,299,085 ($0.04 per diluted share) versus a loss of $3,542,064 ($0.05 per diluted share) in the comparable-quarter last year. Total expenses increased 21.4%, primarily due to a 201% increase in Share-based compensation and a 26.9% increase in consulting services, offset slightly by exploration and evaluation expenditures declining 67.5% and professional fees being reduced 31.4%.

The weighted average number of common shares outstanding increased 37.2% YOY to 102, 324,545. During the quarter, 9,942,504 shares were issued pursuant to lithium project acquisition agreements, through private placements, for the exercise of options and as settlements for accounts payable and loans payable. At the end of the quarter, 107,327,066 shares were outstanding.

Working capital improved sequentially to $4.9 million from $1.9 million and the end of fiscal 2017 (November 30).

During the quarter, the company made two option payments:

- For Salar de Atacama Project - 4,000,000 shares
- For the Laguna Verde Project - 1,000,000 shares

Lithium Pricing Update

After the steep run-up during the first half of 2016, spot lithium product pricing (battery-grade 99.5% lithium carbonate Li2CO3) corrected slightly and dipped below $18,000 during the first quarter of 2017 despite continued demand for lithium concentrate and lithium carbonate. However, spot pricing began to firm and strengthened during the third quarter of 2017 after Xin Guobin, China's Vice Minister of Industry and Information Technology, announced at an auto forum in Tianjin on September 9th that Chinese regulators are working on a timetable to phase out the production and sales of fossil fuel vehicles. Spot prices rallied to over $25,000 during the third quarter of 2017. Thus far during early 2018, spot pricing has been under some pressure, especially after a **contract** was announced **between SQM** (Sociedad Quimica y Minera) **and CORFO** (Corporación de Fomento de la Producción - Chile's governmental agency for the promotion of production) in mid-January, which allows SQM (NYSE: SQM) to produce up to 216,000 tonnes of lithium carbonate annually through 2025, which raised **concerns about a potential oversupply situation**.

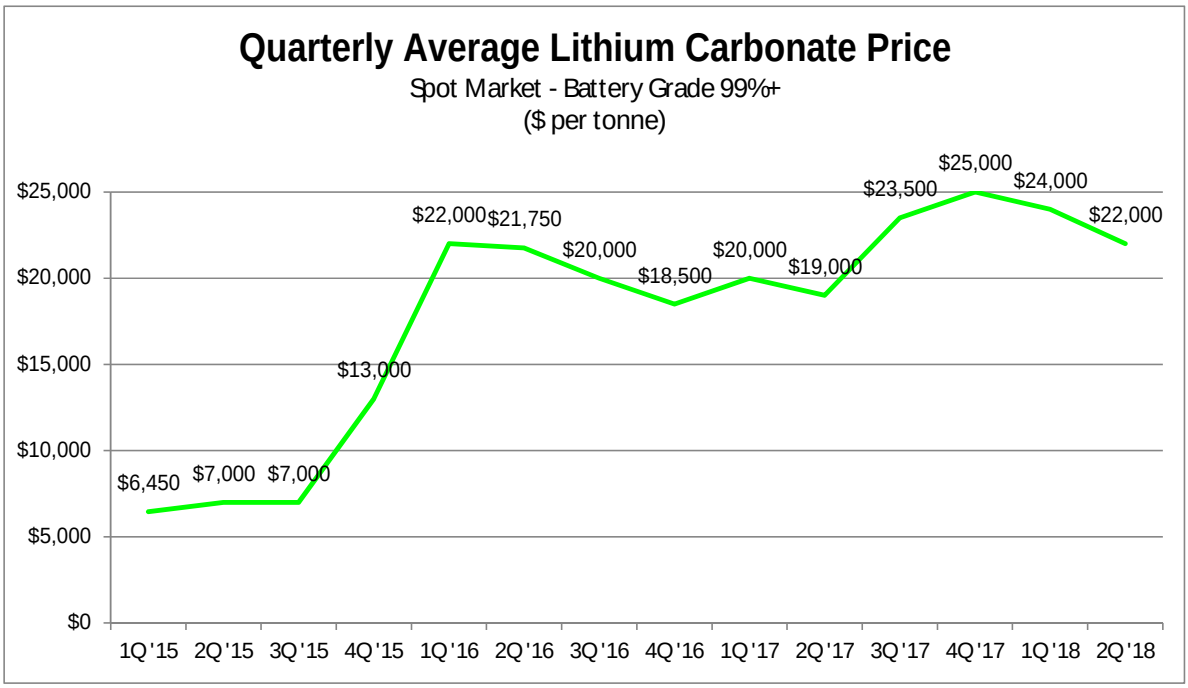

Government Regulation to Bolster Lithium Demand

On September 9, 2017, at an auto industry event in Tianjin, Xin Guobin, China's Vice Minister of Industry and Information Technology, announced that **Chinese regulators are working on a timetable to phase out the production and sales of fossil fuel vehicles**. The Chinese Ministry stated that "relevant

research" has begun in order to compose a timeline with an initial goal of having at least a fifth of Chinese automobile sales comprised of electric and plug-in hybrid cars by 2025.

As measured by the Global X Lithium & Battery Tech ETF (NYSE: LIT), the announcement sparked a 14%+ rally in lithium-related stocks over the subsequent seven market days.

The announcement follows similar plans announced by the French and UK governments in July 2017. In early July, Nicolas Hulot, the French Ecology Minister, announced plans for "an end to the sale of petrol and diesel cars by 2040." A couple of weeks later, Great Britain made a similar announcement under a draft plan to improve air quality through the reduction of automotive emissions.

Operational Update

On February 20, 2018, Wealth Minerals provided a corporate operational update.

The company's **drilling program at the Laguna Verde Project**, which commenced in early December 2017, **was in the closing stages**. Laguna Verde with the targets having been determined by analyzing the results of the Transient Electromagnetic (TEM) and gravity geophysical surveys completed earlier in 2017. The drilling/evaluation program specifically targeted brines 220 meters below surface where groundwater samples are being collected as well as at 50 meter intervals downhole.

After the conclusion of the drilling program at Laguna Verde, the drill crew will conduct other drill-testing programs, first at the Trinity Project and thereafter at the Atacama Project. Recent geophysical surveys at those two projects (again see RECENT GEOPHYSICAL SURVEYS section below) have defined several near-surface brine targets.

Management has evaluated its projects and ranked them according to various characteristics, including the financial resources required to maintain the option agreements in good standing and the results of geophysical surveys. Consequently, management increased its land package at Laguna Verde by 6,262 hectares during the summer of 2017.

In this Operational Update, management announced that the company has **relinquished its 24.5% beneficial interest in the 39,404-hectare Seven Salars Project**, which is jointly owned by Talison Lithium Ltd. and San Antonio Sociedad Contractual Minera. The Agreement to acquire 49% of the outstanding shares of San Antonio had originally been announced on August 1, 2017; however, in the meantime, management concluded that the minority position did not afford sufficient control over the project's development process.

Also, management **relinquished its 100% interest in the option agreement for Pujsa**, a collection of seven exploration concessions encompassing 1,600 hectares within the Trinity Project. It was determined that operational synergies between Pujsa and the other salars in the Trinity Project were insufficient

Management is extremely encouraged by the recent **Presidential election of Conservative leader Sebastian Piñera** in December. Mr. Piñera (who will assume office on March 11th) ran on a pro-business, pro-investment platform with plans to stimulate the economy by offering incentives to investors. In the mining sector, the timetable for granting permits is expected to be accelerated, especially for lithium mining projects. Mr. Piñera's choice for Minister of Mines appears to be Baldo Prokurica, who has consistently advocated for a more liberal mining regulatory framework in order to attract both domestic and foreign investment for the development of Chile's natural resources.

Trinity Project - Pacana Concessions

Concurrent with the announcement of the geophysical results at the Trinity Project, the company also announced that it has entered into a property purchase option agreement which grants Wealth Minerals

the right to acquire 100% beneficial royalty-free interest in an additional 23 exploration concessions encompassing **5,700 hectares**. Dubbed the **Pacana Concessions** (outlined in red in figure below), the properties lie to the northwest and southwest of the Quisquiro Salar. With the 9 Quiso concessions optioned in 2016 (outlined in green), the total land package controlled by Wealth Minerals around the Quisquiro Salar now totals 8,100 hectares.

In order to exercise the option, Wealth Minerals must issue 2,000,000 common shares as outlined in the table below. Wealth Minerals is required to keep the concessions in good standing throughout the term of the option.

Option Terms for Additional Concessions at Trinity Project

Date	Number of Wealth Minerals Shares
Within 5 days following TSXV Acceptance	150,000
June 21, 2018	300,000
December 21, 2018	600,000
December 21, 2019	950,000



Wealth Minerals LTD

Pacana Concessions
(outlined in red)

RECENT FINANCINGS

Capital Funding During Fiscal 2017

During fiscal 2017 (ending November 30, 2017), **equity financing activities** provided Wealth Minerals a total of **$16,961,554** to help finance the company's activities and fund the necessary option payments to maintain its formal option agreements in good standing. During the year, Wealth Minerals successfully closed five non-brokered private placements, which provided $15,933,929 in net proceeds. In addition, the company received $1,027,625 from the exercise of options. Also, Wealth Minerals issued 850,000 shares towards the option agreement on the Salar Property; 1,000,000 shares on the Laguna Verde Project; 2,000,000 shares towards the Five Salars Project; 4,000,000 shares on the Salar de Atacama Project and 1,000,000 shares towards the Salar Green and Union Projects. As a result, shares outstanding increased 34.1% to 97,384,562 shares from 72,615,911 at the end of fiscal 2016.

Option Payments During Fiscal 2017

Pursuant to active option agreements, during fiscal 2017 Wealth Minerals paid US $3,000,000 on the Salar de Atacama Project, US $3,000,000 on the Five Salars Project (Ascotan, Piedra Parada, Lejia,

Siglia and Huasco Concessions), US $500,000 on the Puritama Property (Salar de Aguas Calientes), US $700,000 on the Laguna Verde Project, US $600,000 on the Quiso Project (Salar de Quisquiro), US $200,000 on the Laguna Verde Land Package (Salar Green and Union) and US $66,850 on the Salar de Pujsa Concession (which was subsequently relinquished).

OVERVIEW

Headquartered in Vancouver, British Columbia, Wealth Minerals Ltd (WML.V) is a junior exploration company that is building a **portfolio of highly prospective lithium-brine mineral concessions** located within the Lithium Triangle, currently targeting properties within salars situated in Chile. However, management's scope for potential lithium-in-water and brine candidates extends beyond the region in the search for prospective mineral properties.

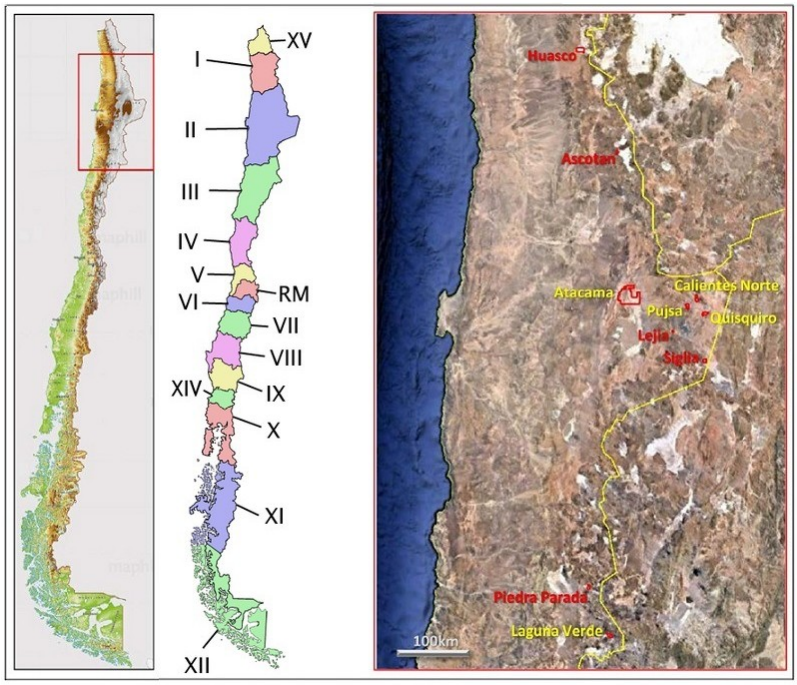

Since July 2016, the company has entered into several formal option agreements to acquire interests in certain lithium exploration concessions, namely:

- **Atacama Project** - option to acquire a 100% royalty-free interest in 144 exploration concessions (46,200 hectares) located the northern portion of the Salar de Atacama
- **Laguna Verde Project** - option to acquire a 100% royalty-free interest in 23 mining concessions (2,438 hectares)
- **Trinity Project** - comprised of three neighboring properties (totaling 10,100 hectares)
    - Aguas Calientes Norte (Salar and Puritama totaling 2,400 hectares)
    - Quisquiro Salar (Quiso 2,400 hectares)
    - Pacana (5,700 hectares)
- **Salar Green and Union Projects** – option to acquire 6,262 hectares contiguous to the Laguna Verde Project.
- Entered into a non-binding LOI for the right to acquire 100% interest in 5 exploration concessions (10,500 hectares) collectively known as the **Five Salars Project**
    - Ascotán Project in the west portion of the Salar de Ascotán (1,300 hectares)
    - Piedra Parada Project in the Salar de Piedra Parada (1,900 hectares)
    - Huasco Project in the Huasco Salar (5,300 hectares)

- Siglia Salar (1,600 hectares)
- Lejia Salar (400 hectares)

Today, **Wealth Minerals controls 75,500 hectares of mineral concessions**, having consolidated various concessions in Chile into a portfolio of prospective lithium-brine properties. The company's salar projects have the potential to produce lithium compounds and other metals from subsurface brines.

Strategic Plan

In late 2015, management recognized the increasing interest in lithium brines located with the Lithium Triangle, especially Chile. Rising prices of the lithium compounds, especially lithium carbonate, appeared to be forerunner of an expected potential future supply shortage of high-grade lithium to feed the demand being generated by Electric Vehicle (EV) manufacturers and builders of battery gigafactories. The market dynamics of lithium portend profound structural issues from which the company is being positioned to benefit.

Management's business plan is comprised of acquiring greenfield lithium concessions, **advancing the properties through exploratory studies** (brine sampling, geophysics and drilling) to an extent that they appear technically feasibility and economically viable and then developing these properties into revenue generating operations. Given the growing global demand for lithium and the limited number of low-cost lithium-brine projects, management anticipates that strategic partnerships will be a core part of asset development. The company has identified and approached potential strategic partners, including mining companies, fertilizer companies and industrial concerns. In general, the expected timeframe to reach commercial production at Atacama and Laguna Verde (the company's priority projects) would require a minimum of four years.

Not only has **management positioned the company to benefit from the upcoming expected growth of demand in the lithium space**, but also continues to seek the acquisition of additional interests in prospective concessions. The company continues to constantly review and evaluate a number of properties in the region and then aggressively pursues control of the attractive ones that would complement the current portfolio of concessions.

Prior to 2016, Wealth Minerals was primarily focused on prospective precious metal and copper exploration concessions and still holds a 100% interest in the Yanamina Gold Project (Peru) and options to acquire a 100% interest in the Valsequillo Silver Project (Mexico) and the Jesse Creek Porphyry Copper Property (British Columbia). These prospective gold, silver and copper properties are now being advanced secondarily to the company's lithium projects.

Management has been very successful in obtaining capital through equity offerings (see Recent Financings section).

On May 31, 2016, Wealth Minerals Ltd. (OTCQB: WMLLF) was upgraded from the OTC Pink market to the OTCQB market. The company trading symbol remained unchanged.

On May 14, 2018, Wealth Minerals was upgraded to the **OTCQX** Best Market from the OTCQB Venture Market. Again, the ticker symbol remained unchanged.

LITHIUM TRIANGLE

One of the world's largest and higher quality resource bases of lithium is the undeveloped brine deposits of the Lithium Triangle, which refers to one of the world's major continental evaporate

complexes located in the mountainous region where borders of Argentina, Bolivia and Chile meet. The Lithium Triangle hosts many significant lithium brine deposits that have formed in the closed basins of this tectonically active and arid region. The concentration of saturated salt brines include accumulations of lithium salts: initially deposited during periods of intense volcanic activity along the west coast of South America in the late-Cretaceous to early-Tertiary Periods; subsequently conveyed by hydrothermal activity (via preferential flow paths previously created by tectonic activity); and later concentrated in depressions (often inland closed lakes and/or calderas) through weathering and leaching of the volcanic lithium source-rocks by snowmelt and rainwater run-off. Another potential mechanism for transporting lithium to the basins may have been the interaction of groundwater with the magmatic systems. Nevertheless, **the accumulation of lithium-rich brine in closed basins (aka salars) within the Lithium Triangle is well documented**.

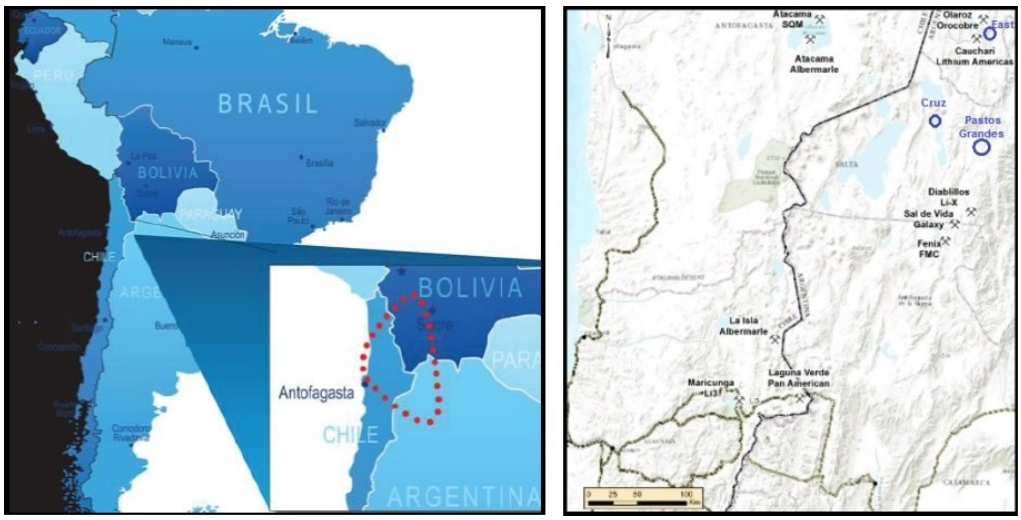

Around half of the world's lithium supply is derived from the brines of the Lithium Triangle. **Chile** is the #2 producer of lithium in the world and the #1 in identified lithium resources, while **Argentina** is #3 in both categories. Though **Bolivia** is #1 in in identified lithium resources, the country only made its first shipment to China in August 2016 due to various reasons: the unfavorable political/business environment, the cost considerations of refining Bolivia's magnesium-rich lithium salts and a less competitive evaporation rate.

In the near future, **the Lithium Triangle is poised to become even more dominate as the major source of lithium in the world** not only due to the vast identified lithium resources in the region, but also because brine production more cost-competitive relative to hard-rock and clay sources of lithium.

With the tipping point toward higher lithium prices on the horizon and with brine deposits poised to be a major contributor to low-cost incremental supply, lithium exploration & development companies of the Lithium Triangle, with their blue sky potential, appear to be well positioned to benefit from higher lithium prices.

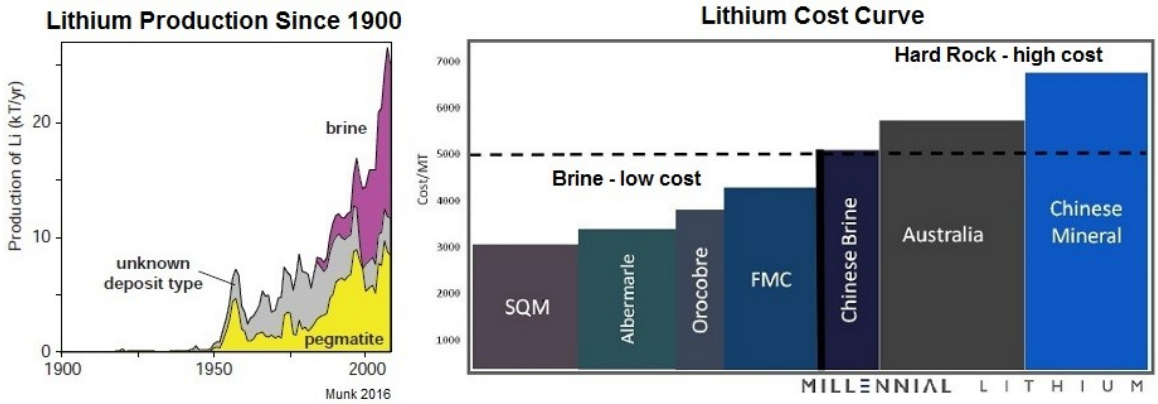

ATACAMA LITHIUM PROJECT

On October 28, 2016, Wealth Minerals entered into a formal property option agreement with Atacama Lithium SpA, granting the company the exclusive right to acquire a 100% royalty-free interest in 144 exploration mining concessions (*pedimentos*) known as the **Atacama Lithium Project** (aka Proyecto Atacama Lithium), which encompasses **46,200 hectares** in Chile's **Region II**. The option agreement does not require any work commitments; however, Wealth Minerals is responsible for maintaining the concessions in good standing throughout the term of the option. The formal option agreement was submitted for registration with the Mining Registry of Calama, and the TSX Venture Exchange conditionally accepted transaction for filing on October 31, 2016. The completion of a NI 43-101 Technical Report on March 10, 2017 fulfilled the Exchange's condition.

The company's Atacama Lithium Project borders the producing claims held by Sociedad Quimica y Minera de Chile (SQM) and Albemarle Corp. (NYSE: ALB), each of which operates evaporation ponds and harvesting facilities that concentrate potassium and lithium compounds from subsurface brines in the south part of the Salar de Atacama, approximately 30 kilometers south and 50 kilometers south of the Atacama Lithium Project, respectively. The lithium concentrate is transported to processing plants for further purification into lithium carbonate and lithium chloride.

Prior Ownership

In 2016, Atacama Lithium SpA staked mining exploration concessions (*pedimentos*), and Chilean mining authorities have conferred title, free and clear of encumbrances, to Atacama Lithium SpA. In October 2016, Wealth Minerals entered into a formal property option agreement with Atacama Lithium SpA for the exclusive right to acquire a 100% royalty-free interest in the *pedimentos* now known as Atacama Lithium Project.

Salar de Atacama

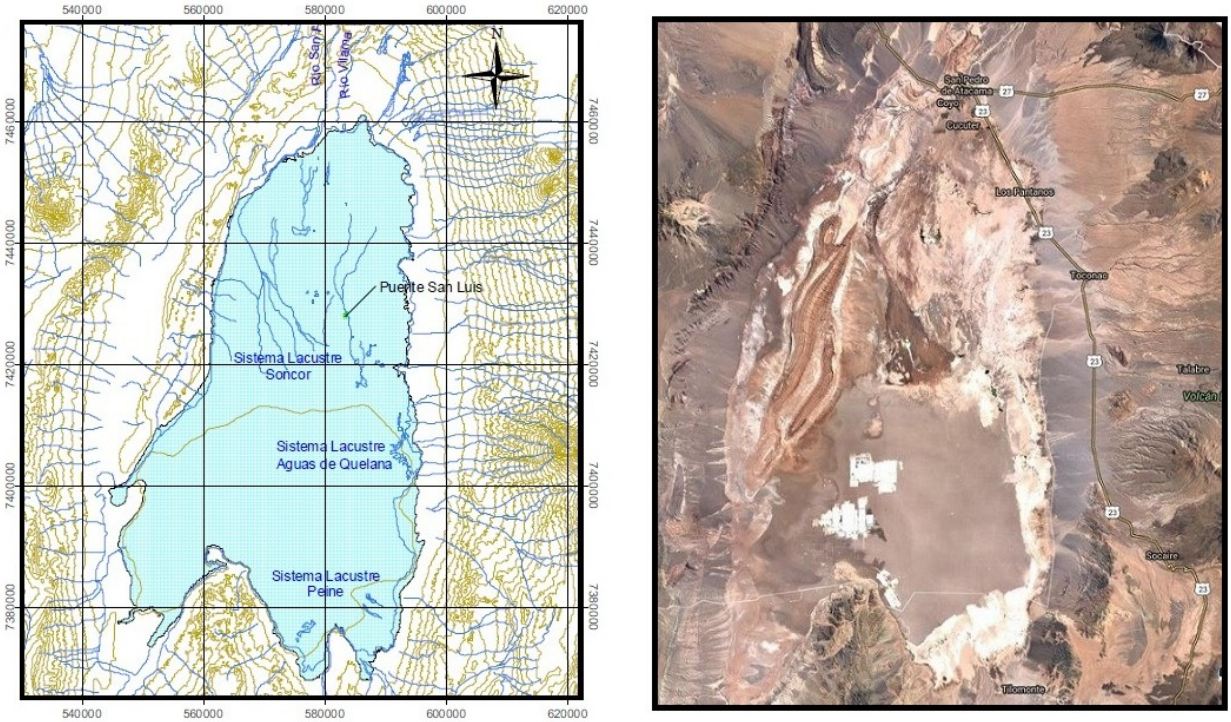

Salar de Atacama

The Salar de Atacama is the largest salar in Chile (surface area of 300,000 hectares) and the world's highest-grade lithium brine deposit, currently producing over 62,000 tonnes of lithium carbonate equivalent (LCE) annually or approximately one-third of global lithium output, making the Salar de Atacama the world's largest active lithium brine resource. The success of the commercial operations at the Salar de Atacama are due to the salar's high grade of lithium and potassium (1,840 mg/l and 22,630 mg/l, respectively), high rate of evaporation (3,200 mm per year) and exceptionally low annual rainfall (15mm average per year). Even though the Salar de Atacama hosts more than 15**%** of the world's known lithium reserves, **exploration and production has occurred only in the southern portion of the Salar**.

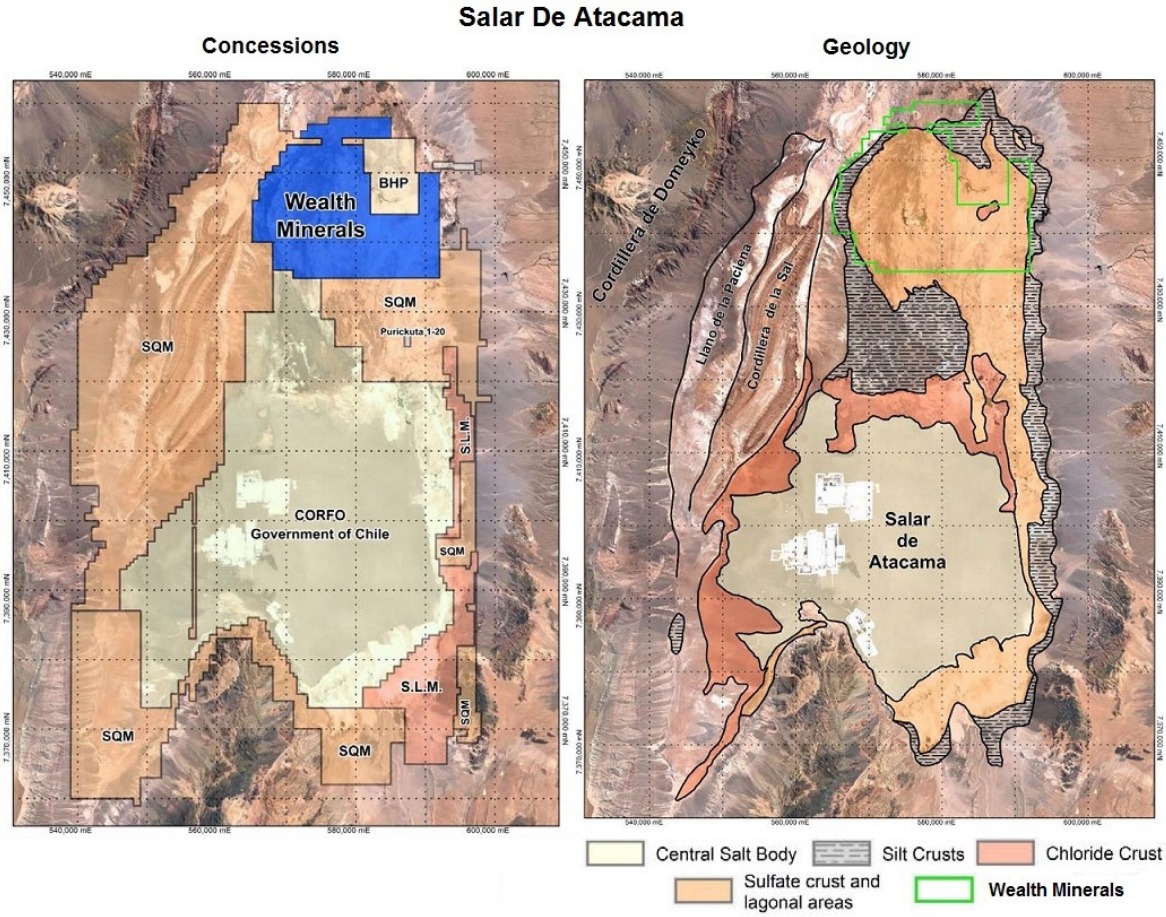

NI 43-101 Technical Report

On March 16, 2017 Wealth Minerals filed a NI 43-101 Technical Report on the Atacama Lithium Project. The report interprets that the principal source of lithium in the Salar de Atacama to be the lithium-bearing geothermal waters from the El Tatio geyser field located approximately 110 kilometers north of the salar. Geothermal fluids flow both **on surface** into the Rio Salado, which enters the Rio San Pedro, and **subsurface** into the northern reaches of the Salar de Atacama. **The location of the Atacama Lithium Project would appear to benefit from the underground flows** from the north. The Salar de Atacama is a closed fault-bounded basin that receives drainage from the north and east. Runoff from the east is local and seasonal and attributable to tributaries flowing from the Andes.

The surface area of the Atacama Lithium Project is predominantly mud flats and encrusted salts. Wealth Minerals plans to **target subsurface aquifers** within the Project area. With the assumption that the brines from the El Tatio geyser field travel from north to south through the exploration concessions that Wealth Minerals control and given that current commercial lithium production occurs proximately to

the south, the 2017 Technical report states “that exploration potential is good for the discovery of brines in the northern portion of the Salar”.[i]

The Atacama Lithium Project is clearly an **early stage exploration project**. The Report states that “there has been no exploration or development activity by prior owners within the Project in respect of lithium or potassium. Accordingly, there are no historic mineral resource or mineral reserve estimates and no data to support any resource or reserve estimate that would meet NI 43-101 standards. Furthermore, there has been no production of lithium from the Project.”[ii] However, “there are indications from prior regional work, based on surface sampling and geophysical work that a brine aquifer may exist on the Project.”[iii]

Exploration by Wealth Minerals

On December 14, 2017, Wealth Minerals announced it has received **positive geophysical results for the Atacama Lithium Brine Project**. The Magneto-Telluric (MT) and Transient Electromagnetic (TEM) surveys conducted by Southernrock Geophysics S.A. have identified very highly conductive (very low resistivity) zones, which are being interpreted as representing porous media with high-salinity fluids (and potentially lithium-bearing brines).

The surveys consisted of 141 MT and coincident loop TEM sites. In addition to the resistivity imaging, 1D inversion model data (presented as depth slices) were used to generate a 3D visualization in order to interpret the resistivity structure at depth.

Atacama Project

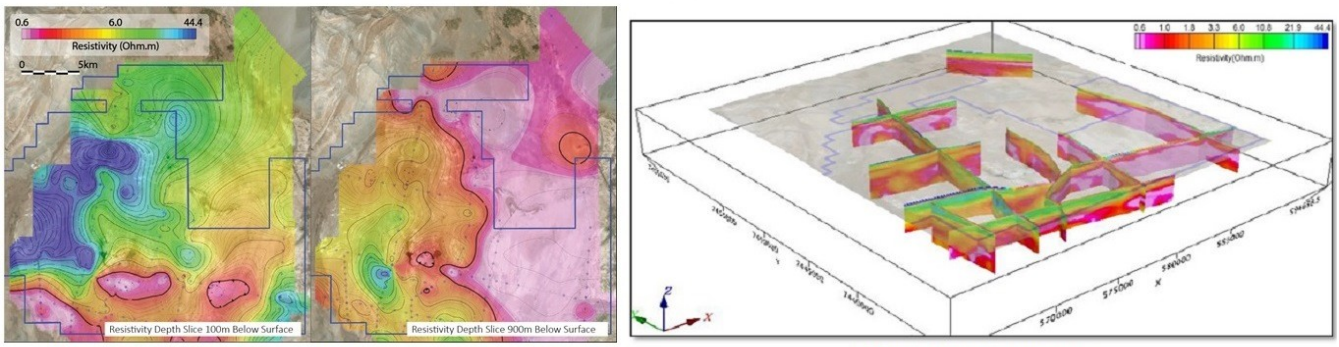

Magneto-Telluric Survey **Transient Electromagnetic Survey** **3-Dimensional Visualization**

The geophysical surveys provide many near-surface and deeper drill targets. **Initial drill testing of shallow targets** in the southwest (to a depth of between 100 and 150 meters by sonic drilling and potentially further down to 600 meters with diamond drilling) **is being planned for mid-2018**.



VALUATION

The valuation of junior exploration companies with projects that do not contain estimated resources is challenging. As a junior gold exploration company, Wealth Minerals cannot be valued on the basis of revenues, EBITDA, earnings or cash flow. Also, more sophisticated methodologies based on market capitalization-to-resources, average grade of contained metals and elements, etc. also are not germane. Methodologies based on the geological potential of a project are decidedly dependent on an extraordinary degree of geological knowledge as well as experience, but tend to be highly subjective in ascertaining the magnitude of mineral deposit, estimating the expected exploration and infrastructure costs and prescribing the probability of the project's success.

Management's strategy is to increase shareholder value by gaining control of prospective lithium exploration concessions that encompass salars in the Lithium Triangle. This approach of accumulating potentially low-cost lithium-brine mineral concessions is hard-to-replicate. Therefore, a valuation technique based on book value is an appropriate alternative, especially in comparison to junior lithium companies holding similar exploration-discovery stage concessions.

Book value of a junior exploration company represents the equity capital that has been raised to acquire the mineral concessions and to conduct exploration programs. An amalgamation of information is encapsulated within the raised capital total, including the quality of the properties (both in terms of mineral potential and political stability) and the exploration results from introductory geophysical surveys and brine sampling programs. The equity capital that has been raised augments book value, which then represents the extent to which investors are willing to fund the acquisitive and exploration efforts of the company or in other words, **expresses a measure of investor confidence in the company's projects**. Therefore, **book value captures the complex valuation potential of the company's resource value potential by investors**, many with expert knowledge of junior mining companies in the exploration phase. Hence, we find the use of book value is an appropriate metric by which to determine a junior exploration company's valuation.

First, large diversified lithium-producing companies are not appropriate comparables (such as Albemarle, SQM and FMC) as are companies exploiting and/or pursuing higher cost spodumene (hard rock) deposits. Nor are companies having recently attained commercial production, such as Galaxy Resources (ASX: GXY) and Orocobre (ASX: ORE), where the dynamics of initiating production and debt issues often are the primary factors driving valuation. **We believe that emerging junior exploration companies engaged in acquiring and/or advancing lithium-brine projects are the applicable comparables to Wealth Minerals.**

We believe that companies like Advantage Lithium Corp. (TSXV: AAL), Bearing Lithium (TSXV: BRZ), Lithium Americas Corp. (TSX: LAC), Lithium X Energy (TSXV: LIX), Millennial Lithium Corp. (TSXV: ML) and Neo Lithium Corp. (TSXV: NLC) are suitable comparables. The companies range in market capitalization from about $15 million to $585 million with each controlling properties with salars encompassing roughly 4,000-to-47,000 hectares. All operate in the exploration-pre-feasibility stage, focusing on the acquisition and/or exploration of lithium-brine properties. All are also focused on salars in the Lithium Triangle.

Though lithium-brine companies may trade as a group based on the fundamentals of lithium in general, peak valuations of individual stocks are largely determined by company specific developments (reaching a particular project development milestone or announcing a property/company transaction). To determine our target, we observed the peak valuation levels of the comparable companies, which range from 6.5-to-11.9 times book value. We believe that Wealth Minerals can attain at least an industry minimum price-to-book valuation of 6.5 times book; therefore, our **target is $2.65 per share**.

Industry Comparables	Ticker	Exchange	Beta	% Chg YTD	Mkt Cap ($ mil.)	Price/ Book	Peak Adj. Price/ Book	Month of High P/B
WEALTH MINERALS LTD.	**WML.V**	TSXV	1.65	-44.3%	116.7	2.4	12.3	May-17
Industry Mean			7.56	-48.7%	210.5	2.5	9.5	N/A
Industry Median			4.47	-94.6%	133.4	3.3	9.7	N/A
S&P 500			1.00	2.4%	N/M	3.3	5.1	Dec-99
Small Cap Juniors								
ADVANTAGE LITHIUM CORP.	AAL.V	TSXV	4.47	-21.7%	133.4	2.3	11.9	Apr-16
BEARING LITHIUM LTD.	BRZ.V	TSXV	1.13	-94.6%	15.1	0.8	9.7	Feb-17
LITHIUM AMERICAS CORP.	LAC.CA	TSX	4.12	-38.8%	585.1	4.4	8.5	Dec-17
MILLENNIAL LITHIUM CORP.	ML.V	TSXV	4.56	-40.2%	179.3	3.3	11.1	Sep-16
NEO LITHIUM CORP.	NLC.V	TSXV	23.52	-48.3%	139.6	1.8	6.5	Jan-18
Larger Cap Producers								
OROCOBRE LTD	ORE	ASX	1.70	-21.9%	1,410	5.1	6.1	Jan-18
SQM	SQM	NYSE	1.21	-19.3%	1,358	5.8	7.4	Jan-18
ALBEMARLE	ALB	NYSE	1.65	-25.9%	10,500	2.8	4.1	Nov-17

The stocks of junior mining companies have a unique trading profile. The stocks tend to mark time, trading sideways-to-down, during an incubation phase until a discovery, partnership or acquisition is announced. Significant positive results are the stimulus for upside gaps in stock's price in a mark-up phase as the new information is discounted by first-movers.

In the case of Wealth Minerals, management's change in focus from gold to lithium in early 2016 (and the subsequent acquisition of control over multiple properties) sparked considerable price appreciation on heavy volume (+680% from $0.25 to $1.96). At some point, the newly created demand instigated by the company's new emphasis on prospective lithium-brine properties is fulfilled.

After the initial rally, another period of time of sideways-to-down action occurs. Often the stock retraces some, or sometimes all, of the prior price-appreciation during this digestion phase. If and when subsequent acquisitions or partnerships to facilitate project development are announced, another mark-up phase typically is set in motion.

RISKS

- As with almost all junior resource exploration companies, the accounting firm's opinion in the company's most recent annual filing to SEDAR contains the standard language for a company that does not generate sufficient cash flow from operations to adequately fund its activities and is in need of additional capital to continue as a going concern. Wealth Minerals has effectively funded its operations and initiatives to date. In fact, the company's working capital in now positive due to the successful completion of recent private placements. Despite the fact that management expects to operate at a loss for the foreseeable future, we believe that the company should be able to continue to raise additional capital over the near-term as the demand for lithium continues to increase.
- Shares outstanding have increased dramatically in fiscal 2015 (+140%), fiscal 2016 (+94%) and fiscal 2017 (+34.1%) as private placements and option agreement payments funded the company's acquisition of options on exploration concessions and other activities.
- The acquisition of greenfield mining concessions, exploration for resource deposits and advancement of prospective mineral properties is a speculative endeavor for junior mining companies. Many risks are beyond the company's control, especially the fluctuations in the price of

the sought-after mineral and potential changes in governmental regulations. In the case of Wealth Minerals, the macro-economic dynamics of the lithium industry appear very positive while the Government of Chile is considered to be mining friendly, which is demonstrated by its mining laws and by overt statements by officials encouraging foreign investment in the sector.

- There are no known resources or reserves on any of the properties over which Wealth Mineral has control. There is no assurance that exploration will discover NI 43-101-compliant resources or that partners can be found to help defray the cost of advancing the company's projects.

BALANCE SHEET

Wealth Minerals Ltd.						
Year ending November 30th	FY 2013	FY 201	FY 201	FY 201	FY 201	1Q FY 2018
(Canadian Dollars)	11/30/2013	11/30/2014	11/30/2015	11/30/2016	11/30/2017	2/28/2018
ASSETS						
Cash and cash equivalents	7,057	4,946	96,887	2,988,156	2,474,738	3,947,037
Accounts receivable	390,366	16,388	23,724	50,169	32,957	73,329
Advances	0	0	0	188,173	8,711	11,033
Subscription receivable	0	0	0	0	0	382,387
Prepaid expenses	28,021	21,166	35,916	73,994	97,042	225,346
Total Current Assets	**425,444**	**42,500**	**156,527**	**3,300,492**	**2,613,448**	**4,639,132**
Equipment	7,698	5,545	9,040	10,866	25,305	24,203
Exploration and evaluation assets	0	0	450,748	8,601,295	33,595,285	44,397,253
TOTAL ASSETS	**433,142**	**48,045**	**616,315**	**11,912,653**	**36,234,038**	**49,060,588**
Liabilities and Stockholders' Equity						
Accounts payable and accrued liabilities	477,453	396,009	224,457	202,747	605,901	220,339
Loans payable	1,170,865	1,223,365	1,258,194	1,063,587	0	0
Due to related parties	1,409,908	567,537	585,919	118,585	81,298	95,653
Flow through share premium liabilities	0	0	0	71,506	0	0
Total Current Liabilities	**3,058,226**	**2,186,911**	**2,068,570**	**1,456,425**	**687,199**	**315,992**
TOTAL LIABILITIES	**3,058,226**	**2,186,911**	**2,068,570**	**1,456,425**	**687,199**	**315,992**
Capital stock	42,490,817	42,499,967	45,031,919	62,189,356	98,019,897	112,510,599
Share based payment reserve	6,347,263	6,347,263	6,976,818	9,359,880	11,353,708	14,359,848
Obligation to issue shares	0	1,290,800	50,000	0	0	0
Accumulated deficit	(51,463,164)	(52,276,896)	(53,510,992)	(61,093,008)	(73,826,766)	(78,125,851)
Total Stockholders' Equity	**(2,625,084)**	**(2,138,866)**	**(1,452,255)**	**10,456,228**	**35,546,839**	**48,744,596**
TOTAL LIABILITIES & STOCKHOLDERS' EQUITY	**433,142**	**48,045**	**616,315**	**11,912,653**	**36,234,038**	**49,060,588**
Shares outstanding	15,438,397	15,565,897	37,428,251	72,615,911	97,384,562	107,327,066

INCOME STATEMENT

Wealth Minerals Ltd.						
Income Statement (Canadian Dollars)	FY 2013	FY 201	FY 201	FY 201	FY 201	FY 2018 E
Period ending	11/30/2013	11/30/2014	11/30/2015	10/30/2016	10/30/2017	10/30/2018
Revenues	**0**	**0**	**0**	**0**	**0**	
Expenses						
Amortization	3,020	2,153	1,538	1,618	3,459	3,977
Consulting	503,958	217,925	832,980	1,884,342	1,802,256	2,287,793
Exploration and evaluation expenditures	20,381	14,914	278,237	553,561	2,835,192	921,918
Foreign exchange loss (gain)	13,235	(31,733)	3,993	4,000	(41,355)	46,293
Listing and transfer agent fees	15,542	18,162	24,914	101,552	162,836	291,920
Office, administration and miscellaneous	92,409	70,090	57,034	77,484	269,006	446,947
Option termination costs	0	0	0	669,500	0	0
Professional fees	122,810	48,965	97,058	333,870	1,728,210	198,175
Property investigation	29,786	900	0	0	0	0
Rent	30,161	26,646	28,851	33,659	34,148	35,894
Salary	57,617	22,702	516	15,277	73,290	27,333
Share-based compensation	0	0	629,555	2,829,366	3,996,307	6,553,030
Shareholders' communications	102,624	11,121	72,086	395,933	517,697	451,428
Travel and promotion	22,088	24,262	79,357	190,022	282,631	135,903
Loss Before Other Income (Expenses)	**(1,013,631)**	**(426,107)**	**(2,106,119)**	**(7,090,184)**	**(11,663,677)**	**(11,400,611)**
Other income (expense):						
Interest income (expense)	(52,500)	(52,500)	(52,500)	(45,393)	(3,378)	(12,000)
Gain (loss) from discontinued operations	847,716	0	0	0	0	0
Recovery (loss) of flow-through premium	0	0	0	33,494	71,506	4,341
Gain (loss) on settlement of debt	0	0	968,100	(412,865)	(491,082)	0
Forgiveness of debt	0	21,323	146,423	0	0	0
Gain (loss) on debt	0	(346,248)	0	0	0	0
Recovery (write-off) of accounts payable	0	0	0	67,555	0	0
Recovery (write-off) of accounts receivable	0	0	0	0	(46,582)	0
Exploration and evaluation assets (write-down)	(272,074)	(10,200)	(190,000)	(134,623)	(600,545)	0
Total other income (expense)	**523,142**	**(387,625)**	**872,023**	**(491,832)**	**(1,070,081)**	**(7,659)**
Net Loss Before Tax	**(490,489)**	**(813,732)**	**(1,234,096)**	**(7,582,016)**	**(12,733,758)**	**(11,408,270)**
Income tax expense (recovery)	0	0	0	0	0	0
Net Loss	**(490,489)**	**(813,732)**	**(1,234,096)**	**(7,582,016)**	**(12,733,758)**	**(11,408,270)**
Net loss per share:						
Basic and diluted loss per share	**(0.03)**	**(0.05)**	**(0.04)**	**(0.14)**	**(0.15)**	**(0.10)**
Wgted avg. shares - basic & diluted	15,438,397	15,466,342	30,614,725	54,337,350	84,204,987	114,953,938

Wealth Minerals Ltd.

Income Statement (Canadian Dollars) Period ending	Fiscal Year FY 2015 11/30/2015	1Q FY 2016 2/28/2016	2Q FY 2016 5/31/2016	3Q FY 201 8/31/2016	4Q FY 201 11/30/2016	Fiscal Year FY 201 11/30/2016
Revenues	**0**	**0**	**0**	**0**	**0**	**0**
General and Administrative Expenses						
Amortization	1,538	276	276	663	403	1,618
Consulting	832,980	296,977	394,242	803,564	389,559	1,884,342
Exploration and evaluation expenditures	278,237	29,357	69,301	217,873	237,030	553,561
Foreign exchange loss (gain)	3,993	(1,599)	5,823	(8,665)	8,441	4,000
Forgiveness of debt	(146,423)	(207,135)	0	0	207,135	0
Interest	52,500	13,125	11,852	10,319	10,097	45,393
Listing and transfer agent fees	24,914	30,546	16,301	14,800	39,905	101,552
Loss (gain) on settlement of debt	(968,100)	-	620,000	0	(207,135)	412,865
Office, administration and miscellaneous	57,034	14,983	22,044	27,919	12,538	77,484
Option termination costs	0		133,333	133,333	402,834	669,500
Professional fees	97,058	28,238	67,133	72,902	165,597	333,870
Recovery of accounts payable	0	0	0	0	(67,555)	(67,555)
Recovery of flow-through premium	0	0	0	(354)	(33,140)	(33,494)
Rent	28,851	8,999	6,310	9,121	9,229	33,659
Salaries and benefits	516	0	0	0	15,277	15,277
Share-based compensation	629,555	0	900,498	1,928,868	0	2,829,366
Shareholders' communications	72,086	25,562	81,842	124,255	164,274	395,933
Travel and promotion	79,357	15,442	68,568	24,292	81,720	190,022
Write-off of exploration and evaluation assets	190,000	0	0	46,610	88,013	134,623
Total Expenses	**1,234,096**	**254,771**	**2,397,523**	**3,405,500**	**1,524,222**	**7,582,016**
Net Loss	**(1,234,096)**	**(254,771)**	**(2,397,523)**	**(3,405,500)**	**(1,524,222)**	**(7,582,016)**
Net loss per share:						
Basic and diluted loss per share	**(0.04)**	**(0.01)**	**(0.05)**	**(0.06)**	**(0.02)**	**(0.14)**
Wgted avg. shares - basic & diluted	30,614,725	39,472,207	48,765,064	61,027,914	61,027,914	54,337,350

Income Statement (Canadian Dollars) Period ending	Fiscal Year FY 2016 11/30/2016	1Q FY 2017 2/28/2017	2Q FY 2017 5/31/2017	3Q FY 201 8/31/2017	4Q FY 201 11/30/2017	Fiscal Year FY 201 11/30/2017
Revenues	**0**	**0**	**0**	**0**	**0**	**0**
General and Administrative Expenses						
Amortization	1,618	417	419	417	2,206	3,459
Consulting	1,884,342	401,533	392,543	661,368	346,812	1,802,256
Exploration and evaluation expenditures	553,561	1,169,599	668,087	647,761	349,745	2,835,192
Foreign exchange loss	4,000	38,585	9,176	(5,538)	(83,578)	(41,355)
Forgiveness of debt	0	0	0	0	0	0
Interest	45,393	3,378	0	0	0	3,378
Listing and transfer agent fees	101,552	18,010	54,608	6,408	83,810	162,836
Loss (gain) on settlement of debt	412,865	531,402	0	0	(40,320)	491,082
Office, administration and miscellaneous	77,484	24,604	150,112	31,618	62,672	269,006
Option termination costs	669,500	0	0	0	0	0
Professional fees	333,870	288,877	272,720	580,925	585,688	1,728,210
Recovery of accounts payable	(67,555)	0	0	0	0	0
Recovery of flow-through premium	(33,494)	(67,165)	0	0	(4,341)	(71,506)
Rent	33,659	9,756	9,341	6,869	8,182	34,148
Salaries and benefits	15,277	0	63,415	6,583	3,292	73,290
Share-based compensation	2,829,366	993,457	0	1,516,008	1,486,842	3,996,307
Shareholders' communications	395,933	71,886	126,842	217,638	101,331	517,697
Travel and promotion	190,022	57,725	107,640	153,220	(35,954)	282,631
Write-off of exploration and evaluation assets	134,623	0	0	290,000	310,545	600,545
Write-off of accounts receivable	0	0	1,000	0	45,582	46,582
Total Expenses	**7,582,016**	**3,542,064**	**1,855,903**	**4,113,277**	**3,222,514**	**12,733,758**
Net Loss	**(7,582,016)**	**(3,542,064)**	**(1,855,903)**	**(4,113,277)**	**(3,222,514)**	**(12,733,758)**
Net loss per share:						
Basic and diluted loss per share	**(0.14)**	**(0.05)**	**(0.02)**	**(0.05)**	**(0.03)**	**(0.15)**
Wgted avg. shares - basic & diluted	54,337,350	74,601,674	80,651,326	87,523,175	92,461,326	84,204,987

Wealth Minerals Ltd.

Income Statement (Canadian Dollars) Period ending	Fiscal Year FY 2017 11/30/2017	1Q FY 2018 2/28/2018	2Q E FY 201 5/31/2018	3Q E FY 201 8/31/2018	4Q E FY 201 11/30/2018	Fiscal Year FY 2018 E 11/30/2018
Revenues	**0**	**0**	**0**	**0**	**0**	**0**
General and Administrative Expenses						
Amortization	3,459	1,102	1,000	950	925	3,977
Consulting	1,802,256	509,708	498,296	839,544	440,245	2,287,793
Exploration and evaluation expenditures	2,835,192	380,318	217,242	210,632	113,726	921,918
Foreign exchange loss	(41,355)	46,293	0	0	0	46,293
Forgiveness of debt	0	-	-	-	-	0
Interest	3,378	0	10,000	2,000	0	12,000
Listing and transfer agent fees	162,836	32,287	97,897	11,488	150,248	291,920
Loss (gain) on settlement of debt	491,082	-	-	-	-	0
Office, administration and miscellaneous	269,006	40,879	249,408	52,533	104,128	446,947
Option termination costs	0	-	-	-	-	0
Professional fees	1,728,210	198,175	202,139	206,181	210,305	816,800
Recovery of accounts payable	0	-	-	-	-	0
Recovery of flow-through premium	(71,506)	(4,341)	0	0	0	(4,341)
Rent	34,148	8,840	8,928	9,018	9,108	35,894
Salaries and benefits	73,290	5,260	12,000	6,715	3,358	27,333
Share-based compensation	3,996,307	2,990,123	500,000	1,546,328	1,516,579	6,553,030
Shareholders' communications	517,697	62,684	110,605	189,779	88,360	451,428
Travel and promotion	282,631	27,757	51,759	73,676	(17,288)	135,903
Write-off of exploration and evaluation assets	600,545	-	-	-	-	0
Write-off of accounts receivable	46,582	-	-	-	-	0
Total Expenses	**12,733,758**	**4,299,085**	**1,959,273**	**3,148,842**	**2,619,694**	**12,026,894**
Net Loss	**(12,733,758)**	**(4,299,085)**	**(1,959,273)**	**(3,148,842)**	**(2,619,694)**	**(12,026,894)**
Net loss per share:						
Basic and diluted loss per share	**(0.15)**	**(0.04)**	**(0.02)**	**(0.03)**	**(0.02)**	**(0.10)**
Wgted avg. shares - basic & diluted	84,204,987	102,324,545	110,622,320	120,047,830	126,821,056	114,953,938

HISTORICAL STOCK PRICE

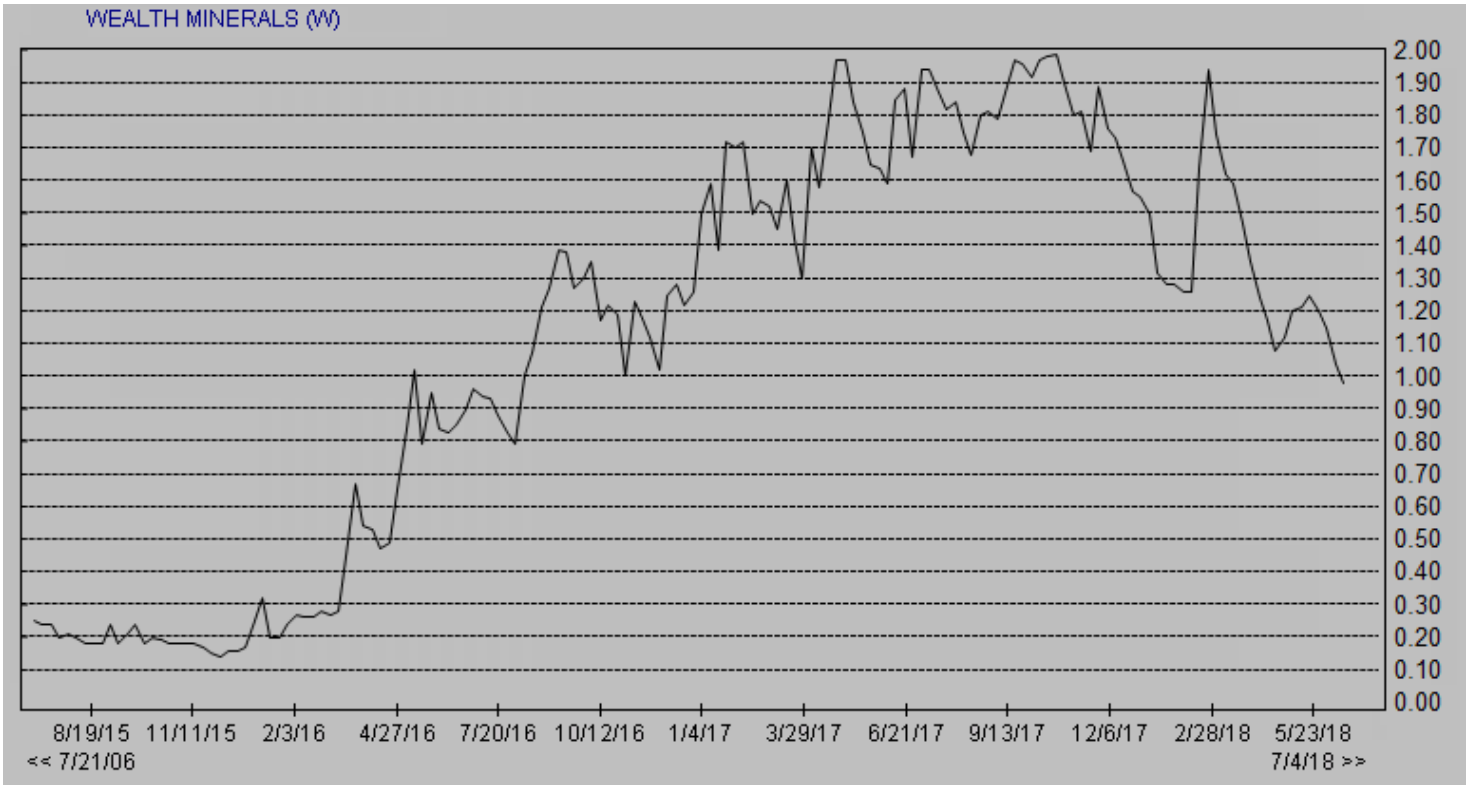

DISCLOSURES

The following disclosures relate to relationships between Zacks Small-Cap Research ("Zacks SCR"), a division of Zacks Investment Research ("ZIR"), and the issuers covered by the Zacks SCR Analysts in the Small-Cap Universe.

ANALYST DISCLOSURES

I, Steven Ralston, hereby certify that the view expressed in this research report accurately reflect my personal views about the subject securities and issuers. I also certify that no part of my compensation was, is, or will be, directly or indirectly, related to the recommendations or views expressed in this research report. I believe the information used for the creation of this report has been obtained from sources I considered to be reliable, but I can neither guarantee nor represent the completeness or accuracy of the information herewith. Such information and the opinions expressed are subject to change without notice.

INVESTMENT BANKING AND FEES FOR SERVICES

Zacks SCR does not provide investment banking services nor has it received compensation for investment banking services from the issuers of the securities covered in this report or article.
Zacks SCR has received compensation from the issuer directly or from an investor relations consulting firm engaged by the issuer for providing non-investment banking services to this issuer and expects to receive additional compensation for such non-investment banking services provided to this issuer. The non-investment banking services provided to the issuer includes the preparation of this report, investor relations services, investment software, financial database analysis, organization of non-deal road shows, and attendance fees for conferences sponsored or co-sponsored by Zacks SCR. The fees for these services vary on a per-client basis and are subject to the number and types of services contracted. Fees typically range between ten thousand and fifty thousand dollars per annum. Details of fees paid by this issuer are available upon request.

POLICY DISCLOSURES

This report provides an objective valuation of the issuer today and expected valuations of the issuer at various future dates based on applying standard investment valuation methodologies to the revenue and EPS forecasts made by the SCR Analyst of the issuer's business.

SCR Analysts are restricted from holding or trading securities in the issuers that they cover. ZIR and Zacks SCR do not make a market in any security followed by SCR nor do they act as dealers in these securities. Each Zacks SCR Analyst has full discretion over the valuation of the issuer included in this report based on his or her own due diligence. SCR Analysts are paid based on the number of companies they cover. SCR Analyst compensation is not, was not, nor will be, directly or indirectly, related to the specific valuations or views expressed in any report or article.

ADDITIONAL INFORMATION

This research report is a product of Zacks SCR and prepared by a research analyst who is employed by or is a consultant to Zacks SCR. The research analyst preparing the research report is resident outside of Canada and is not an associated person of any Canadian registered adviser and/or dealer and, therefore, the analyst is not subject to supervision by a Canadian registered adviser and/or dealer, and is not required to satisfy the regulatory licensing requirements of any Canadian provincial securities regulators, the Investment Industry Regulatory Organization of Canada and is not required to otherwise comply with Canadian rules or regulations.

Additional information is available upon request. Zacks SCR reports and articles are based on data obtained from sources that it believes to be reliable, but are not guaranteed to be accurate nor do they purport to be complete. Because of individual financial or investment objectives and/or financial circumstances, this report or article should not be construed as advice designed to meet the particular investment needs of any investor. Investing involves risk. Any opinions expressed by Zacks SCR Analysts are subject to change without notice. Reports or articles or tweets are not to be construed as an offer or solicitation of an offer to buy or sell the securities herein mentioned.

---

[i] NI 43-101 Technical Report on the Atacama Lithium Project, El Loa Province, Region 2 Republic of Chile, March 10, 2017, 25.0 Interpretation and Conclusions.

[ii] NI 43-101 Technical Report on the Atacama Lithium Project, El Loa Province, Region 2 Republic of Chile, March 10, 2017, 6.0 History.

[iii] NI 43-101 Technical Report on the Atacama Lithium Project, El Loa Province, Region 2 Republic of Chile, March 10, 2017, 7.3 Mineralization.