March 21, 2018

Zacks Small-Cap Research

Sponsored – Impartial - Comprehensive

Brian Marckx, CFA
bmarckx@zacks.com
Ph (312) 265-9474

scr.zacks.com

10 S. Riverside Plaza, Chicago, IL 60606

Aevi Genomic Medicine (GNMX-NASDAQ)

GNMX: ASCEND Timeline On-Track, Topline ~Mid-2018. Additional Pipeline Expansion

Given the early stage of GNMX we continue to value the company using DCF model based on annual revenue of an "average" orphan drug. See the end of this report for a detailed explanation of our model inputs. Our valuation will continue to be highly influenced by development progress as well as value of the pipeline as a whole.

Current Price (03/21/18)	$1.97
Valuation	**$6.00**

OUTLOOK

Aevi reported financial results for their fourth quarter. The operational update covered the two AEVI-001 programs (ADHD and ASD), AEVI-002 anti-LIGHT in pediatric Crohn's and the first glimpse of a new program (AEVI-005) borne from the relationship with Kyowa Hakko Kirin (KHK). AEVI-005 also represents the initial fruits of a newly implemented (and supplemental) approach towards identifying high-potential therapeutic candidates.

Design of ASCEND, which could have topline data by mid-2018, includes some modifications aimed at improving upon efficacy and meeting the ADHD-RS primary endpoint. ASCEND read-out is also expected to provide direction to the AEVI-001 program – a possible significant event in terms of defining the commercial market opportunity for the compound. Depending on the strength of the data, this could also be a value-inflection event.

Certainly, one of the most exciting topics as it relates to the pipeline is the addition of new development programs. 005 is the latest and, facilitated by the recent ramp in external interest, GNMX could add one or more new programs before the end of 2018.

SUMMARY DATA

52-Week High	**$2.39**
52-Week Low	**$1.00**
One-Year Return (%)	**16.00**
Beta	**1.06**
Average Daily Volume (sh)	**121,474**
Shares Outstanding (mil)	**59**
Market Capitalization ($mil)	**$120**
Short Interest Ratio (days)	**N/A**
Institutional Ownership (%)	**20**
Insider Ownership (%)	**15**
Annual Cash Dividend	**$0.00**
Dividend Yield (%)	**0.00**
5-Yr. Historical Growth Rates	
Sales (%)	**N/A**
Earnings Per Share (%)	**N/A**
Dividend (%)	**N/A**
P/E using TTM EPS	**N/A**
P/E using 2018 Estimate	**N/A**
P/E using 2019 Estimate	**N/A**
Zacks Rank	**N/A**

Risk Level	**High,**
Type of Stock	**Small-Value**
Industry	**Med-Biomed/Gene**

ZACKS ESTIMATES

Revenue
(in '000s of $)

	Q1 (Mar)	Q2 (Jun)	Q3 (Sep)	Q4 (Dec)	Year (Dec)
2017	0 A	0 A	0 A	0 A	0 A
2018	0 E	0 E	0 E	0 E	0 E
2019					0 E
2020					0 E

Earnings per Share

	Q1 (Mar)	Q2 (Jun)	Q3 (Sep)	Q4 (Dec)	Year (Dec)
2017	-$0.29 A	-$0.22 A	-$0.23 A	-$0.13 A	-$0.83 A
2018	-$0.14 E	-$0.15 E	-$0.15 E	-$0.14 E	-$0.58 E
2019					-$0.57 E
2020					-$0.51 E

Zacks Projected EPS Growth Rate - Next 5 Years % **N/A**

© Copyright 2018, Zacks Investment Research. All Rights Reserved.

Q4 2017 Results / Operational Update

Aevi reported financial results for their fourth quarter on March 13th. The operational update covered the two AEVI-001 programs (ADHD and ASD), AEVI-002 anti-LIGHT in pediatric Crohn's and the first glimpse of a new program (AEVI-005) borne from the relationship with Kyowa Hakko Kirin (KHK). AEVI-005 also represents the initial fruits of a newly implemented (and supplemental) approach towards identifying high-potential therapeutic candidates. Covered in more detail below, the highlights of each are;

- 001-ADHD ASCEND Trial: Now recruiting. Timeline, including topline data expected ~mid-2018, unchanged.
- 001-ASD/ADHD: Design of anticipated POC study updated to somewhat of a hybrid ASD and ADHD study and primary endpoint to ADHD-RS (from ASD measure). ASD measures for secondaries. High ASD/ADHD comorbidity may afford overall improvement with significance on ADHD measure. More straightforward ADHD-related regulatory pathway and Diagnostic Statistical Manual of Mental Disorders 5th edition (DSM-5) allows for combined diagnosis of ADHD and ASD. Could initiate small (n = 15-20) study in 2H 2018
- 002: anti-LIGHT severe pediatric Crohn's study still has yet to commence enrollment. Three additional (in addition to primary CHOP IBD site) sites activated. Previously expected initial data by mid-2018, now pushed back to year-end.
- 005: comes from option with existing KHK agreement. Specifics regarding the compound ('first in-class monoclonal antibody'), target ('specific cell-surface marker) and disease/condition ('autoimmune ultra-orphan pediatric disease) have yet to be disclosed. In-vitro POC stage – if all goes well, could enter clinicals within 2 years
- Pipeline expansion?: GNMX indicated lots of recent external interest from potential partners/collaborators. Access to CHOP biobank appears to provide GNMX somewhat of gatekeeper positioning, attracting interest from external early-stage, orphan-oriented programs. Indications from the Q4 call was that this has afforded GNMX greater selectivity and growing lists of potential options in the context of pipeline expansion. We think this could be a harbinger of more high-potential programs

Relative to the financials, Q4 and full-year 2017 net loss were $7.2M and $34.7M, compared to $8.5M and $41.9M in the comparable prior year periods. EPS over the same periods was ($0.13) and ($0.83), compared to ($0.23) and ($1.19) in Q4 and FY2016.

Cash used in operating activities was $8.3M and $33.3M ($6.4M and $31.2M, ex-changes in working capital) in the three and twelve months ending 12/31/17, compared to $7.5M and $32.8M ($7.8M and $34.8M) in the comparable prior year periods. Cash balance at year-end was $33.7M, which GNMX expects to be sufficient to fund operations into early 2019.

Several pipeline-related events could happen prior to then and possibly influence equity valuation and related pricing of (whatever form of) the next fundraising. This could include ASCEND topline data (expected ~mid-2018), initiation of AEVI-001 in ASD/ADHD and topline results of 002 in severe pediatric onset Crohn's (expected late-2018). We also think there is high potential for additional pipeline-stocking during 2018, particularly given the recent burgeoning discussions with, and interest from, outside parties – which could also benefit GNMX's share price.

Relative to the operational update, both the AEVI-001 programs continue to evolve which includes some tweaks to trial design and, importantly, ASCEND is now recruiting patients with topline data still expected sometime around mid-year – which will be used to determine AEVI-001 development-related next-steps.

Meanwhile, 002 updates remain relatively benign – although certainly not stagnant – the bad news is that the patient population has proven extremely difficult to recruit – the good news is that GNMX has remained resilient and recently added more resources in order to further help facilitate patient selection and enrollment.

Certainly, one of the most exciting topics as it relates to the pipeline is the addition of new development programs. 005 is the latest and, facilitated by the recent ramp in external interest, GNMX could add one or more new programs before the end of 2018.

Upcoming Milestones:

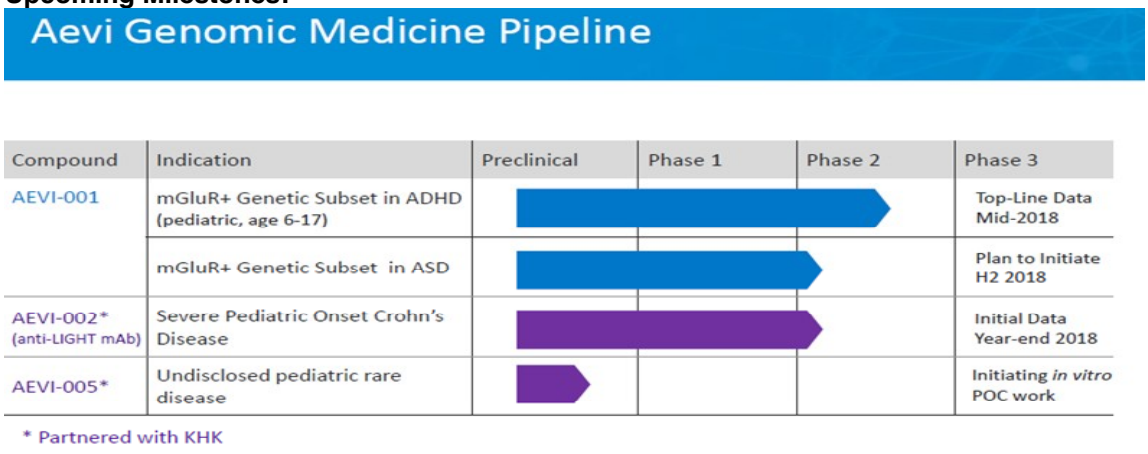

SOURCE: Aevi Genomic

AEVI-001 (mGluR+) Update and Next Steps

ADHD: As a reminder, in March 2017 GNMX announced that while secondary data was positive, SAGA (i.e. the phase II mGluR+ ADHD study) failed to meet the primary endpoint. Then in April additional data from SAGA was released which demonstrated that ADHD patients which had mutations to nine of the 273 genes in the mGluR network showed a clinically and statistically significant response to AEVI-001 based on the primary and secondary endpoints. See below for full details.

In May 2017 GNMX announced plans for a **new phase II study** (dubbed "ASCEND") which will enrich for this high-responder population – that is, a population with mutations to nine specific genes in the mGluR network (CNTN4 and eight undisclosed GRMs and neurodevelopmental genes). The study design is very similar to that of SAGA, with certain exceptions in that ASCEND will; include younger subjects (6-12 vs 12-17 in SAGA) and incorporates two patient cohorts which will run through sequentially in each arm (this is a slight from prior expectations – explained below). Additional details;

- Multi-center (~20-25 sites) randomized (1:1), placebo-controlled
- Ages 6 – 17, ~75% of which are expected to be ages 6 – 12. This younger population should reduce placebo response as compared to SAGA
- Enrollment will be in sequential stages with the 9-gene cohort (N = ~32) enrolling first ("part A") followed by those with no genetic mutation (N = ~41). This current design is slightly modified from the initial 'draft' which included two distinct groups; 1) CNTN4+ patients and 2) the other 8 genes, whereas the current design, similar to SAGA, includes all 9 genes in one group
- Treatment protocol (similar to SAGA): 4-week dose optimization (100-400mg bid), followed by 2-week dose maintenance
- Endpoints (similar to SAGA); primary: ADHD-RS-5, secondary: CGI-I

While the initial drafted design of ASCEND may have provided greater enrichment, CNTN4+-only prevalence among the general ADHD population is only about 50% of that of those with mutations to the full 9-gene subset. As we have noted in prior updates, clearly an important objective is to assess clinically significant response within a broader population (i.e. 9 genes) given that it represents a substantially larger potential commercial market as compared to the CNTN4+ population. This follow-on study should provide additional insight in that regard. As a reminder, the 9-gene subset data from SAGA was quite compelling - demonstrating statistical significance on the primary and key secondary endpoints.

In order to facilitate enrollment Aevi is incorporating prescreening methods and utilizing a several-pronged approach to recruit patients. **Patient screening started during Q3 2017 and per comments on the Q4 call (mid-March 2018), management still hopes to have topline data around the middle of this year.**

ASCEND Trial Design

- Multi-center (20-25 US sites)
- Inclusion criteria:
  - 6-17 years of age
  - ADHD-RS-5 ≥ 28
  - Positive for 9 gene subset, including CNTN4 (Part A) - or - non-mutated (Part B)
- Primary endpoint: ADHD-RS-5
- Key secondary endpoint: CGI-I
- 1:1 randomization
- Placebo-controlled
- Dose optimization: 100-400 mg BID

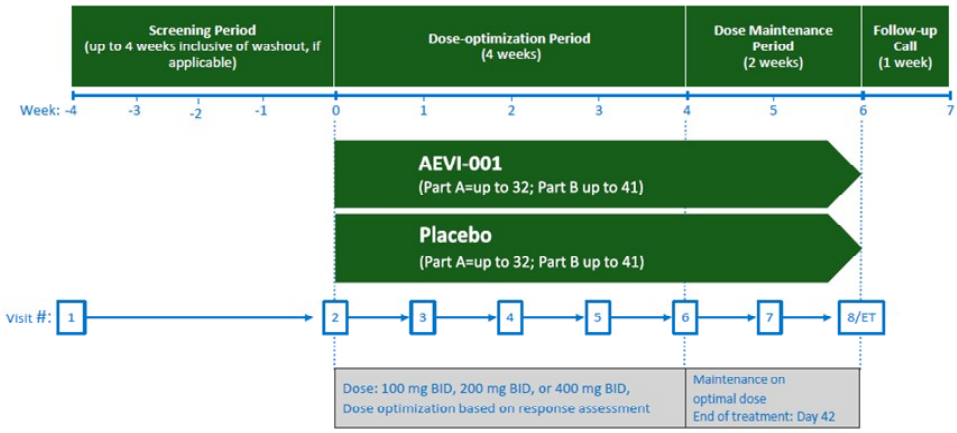

SOURCE: Aevi Genomic Medicine

We continue to like the chances for success with the study redesign (as compared to SAGA). For one, while SAGA did not meet the primary endpoint, the data was nonetheless reasonably strong. This includes meeting statistical significance on the CGI-I secondary endpoint as well as on the ADHD-RS responder measure. Additionally, the ADHD-RS inattention subscale, just barely missed statistical significance (p=0.0515). And, importantly, AEVI-001 was deemed to be well tolerated with no associated serious adverse events.

As a reminder, SAGA showed that among those patients (n=42: 18 AEVI, 24 placebo) which had copy-number variation (i.e. mutations) to one of these nine genes of interest had a much higher and statistically significant response to AEVI-001 – which included the primary endpoint as well as CGI-I and 'responder' secondary measures. The response appeared to be even more robust among those patients (n=18: 6 AEVI, 12 placebo) with mutations to CNTN4.

We also think the pediatric population should further enhance the chances for success. SAGA was an adolescent study (12 – 17 years). There could be several advantages relative to improving upon efficacy by including (and weighting towards) pediatric subjects (6 – 12 years) including that mGluR network mutations are more prevalent in the pediatric population (~26%) as compared to adolescents (~20%) and inattentiveness is more pronounced in younger ADHD subjects. The ADHD-RS inattention subscale just barely missed statistical significance in SAGA – since pediatrics should further enrich for inattention, presumably it would improve upon the chances of AEVI-001 showing statistical significance on total ADHD-RS score. And, finally, protocol compliance (including dosing, particularly BID dosing) is more likely to suffer among adolescent-only clinical trials given the typical greater oversight by parents of younger children – this can result in a greater placebo response in adolescent, as compared to pediatric, studies.

Autism Spectrum Disorder: CNTN4 mutations have also been associated with more severe phenotypes and other disorders including Autism Spectrum Disorder. Management has referenced study data that indicated 65% - 85% of individuals with ASD also have ADHD. Using the CHOP database, Aevi found that approximately 6% - 10% of ASD patients have the CNTN4+ mutation. While GNMX had previously talked about potentially pursuing an ASD-primary endpoint study, that has since evolved to one with an ADHD-related primary endpoint given the latter may offer a potentially more straightforward regulatory pathway as well as recent update to DSM allowing for combined diagnosis of ADHD and ASD. The current thinking is that if 001 can show improvement on ADHD symptoms, that that will be enough to demonstrate overall improvement. While there could be further tweaks to the proposed design, current thoughts are:

- open label dose-ranging (100 - 400mg bid), multi-center
- n = 15 - 20
- 6 - 17 years, 9-gene+ patients that are ADHD/ASD comorbid and with IQ of ≥ 70 (rationale being that higher functioning = better chance of demonstrating treatment effect)
- ADHD-RS primary endpoint (also primary in SAGA and ASCEND). Secondary endpoints will be established ASD measures.
- timeline: specifics TBD with decisions post-ASCEND topline. Could initiate 2H 2018

AEVI-001 Subsequent Steps: We do not think there will be any major decisions relative to next steps for AEVI-001 until at least read-out of ASCEND top-line data -possibly by mid-year, although we think it is not unlikely that that event may slip closer to current year-end. While the data may be the most substantive factor, other considerations including financial resources, time-to-market and near-term opportunity may also be significant considerations. In terms of market considerations, the relatively very high unmet need in addressing the core symptoms of ASD may mean a particularly receptive market for a related indication. We estimate that U.S. prevalence of ASD comorbid with ADHD and mGluR+ is approximately 75k – 125k children (slightly less if parsed for only IQ $\geq$ 70) – which could represent an attractive orphan-opportunity – so that may also play into management's decision-making.

Anti-LIGHT Severe Pediatric Onset Crohn's Phase 1/2 Signal Finding Study

The Anti-LIGHT program in pediatric onset Crohn's (AEVI-002) has been plagued by persistent delays due to extreme difficulties in recruiting and enrolling patients. While GNMX previously noted that screening at the primary site (CHOP IBD center) commenced last June, no patients have yet to actually enroll. But, with three additional now activated (Salt Lake City, Emory and Vanderbilt), management believes enrollment will begin and they will have topline data by the end of 2018 (changed from prior expectation of 'mid-2018'). Importantly, no modifications to enrollment criteria appear to have been necessary - as a reminder, GNMX had previously indicated that they were also considering modifying some of the enrollment criteria (in particular, not restricting inclusion only to early-onset), if needed to aid recruitment.

As a reminder, these are patients with severe pediatric onset IBD with or without DcR3 loss-of-function mutations (10% - 15% of pediatric onset Crohn's patients have this DcR3 mutation) and which have failed anti-TNF alpha therapy. Anticipated to enroll 8 to 12 patients over the age of 18. Clinical endpoints are endoscopic evaluation (i.e. healing) and the Crohn's Disease Activity Index. Aevi will use the topline data to decide whether to continue development (via their license with Kirin).

'AEVI-005' and further pipeline expansion

GNMX exercised their option under their existing agreement with Kyowa Hakko Kirin (i.e. related to their anti-LIGHT candidate), licensing rights to 'AEVI-005. Citing competitive reasons, specifics regarding the compound ('first in-class monoclonal antibody'), target ('specific cell-surface marker) and disease/condition ('autoimmune ultra-orphan pediatric disease as well as larger adult orphan diseases') have yet to be disclosed. Currently in preclinical development stage.

Pipeline expansion is likely to continue. GNMX indicated lots of recent external interest from potential partners/collaborators. Access to CHOP biobank appears to provide GNMX somewhat of gatekeeper positioning, attracting interest from external early-stage, orphan-oriented programs. Indications from the Q4 call was that this has afforded GNMX greater selectivity and growing lists of potential options in the context of pipeline expansion.

VALUATION: Value GNMX at $6/share

As we noted following release of the SAGA topline data back in March 2017, while it was disappointing that the primary endpoint was not met, there were reasons to remain optimistic. This includes meeting statistical significance on the CGI-I secondary endpoint as well as on the ADHD-RS responder measure. Additionally, the ADHD-RS inattention subscale, just barely missed statistical significance (p=0.0515). And, importantly, AEVI-001 was deemed to be well tolerated with no associated serious adverse events.

So while the primary endpoint was not met, we think there was a clear signal of efficacy of AEVI-001 based on the supplementary measures. Design of ASCEND, which could have topline data by mid-2018, includes some modifications aimed at improving upon efficacy and meeting the ADHD-RS primary endpoint. Topline read-out of ASCEND is also expected to provide direction to the AEVI-001 program – a possible significant event in terms of defining the commercial market opportunity for the compound. Depending on the strength of the data, this could also be a value-inflection event.

We use an "average" orphan company valuation methodology based on statistics from the study done by Thomson Reuters Life Sciences Professional Services and Pfizer (which we detailed in our June 2014 initiation report) to value GNMX. We have updated our inputs since our last report to reflect the development progress of the lead compound (001) as well as complementary progress towards expanding the pipeline as a whole. The former includes final modifications to ASCEND trial design as well as progress towards initiating enrollment as implied by reiteration of topline data readout timing (i.e. mid-2018). The latter reflects acquiring rights to AEVI-005 as well as burgeoning outside interest from potential external collaborators, partners and licensors – and while we currently 'assign' relatively minimal tangible value to both, we think consideration is warranted given that they represent ever-increasing ability of GNMX to be more selective in pipeline expansion-related decision-making.

According to the Thomson study, the average per-year revenue of orphan drugs is approximately $600M. We have built a DCF model that more conservatively assumes $550M of revenue is generated over the remaining patent life of one orphan designated product. Other assumptions had been that this product launches within three years, has 14 - 15 years of patent life remaining, revenue falls 50% per year each year after patent expiration and, given the high selling prices of orphan drugs, commands gross margins of 80% - 85%. We estimate operating expenses at just 20% of revenue given that orphan drugs can typically be detailed with a small sales force and relatively little overall marketing support.

Using these inputs and a 10% discount rate would value the company at approximately $1.5B. While we had previously discounted this at 22% (i.e. probability (per Thomson study) that an orphan drug in phase I eventually is approved), the decreased risk of failure as a result of the pipeline progress warrants a discount closer to 15%, which values GNMX at $350M (~$6/share). Our valuation will continue to be highly influenced by development progress as well as value of the pipeline as a whole.

FINANCIAL MODEL

Aevi Genomic Medicine, Inc.

	2017 A	Q1E	Q2E	Q3E	Q4E	2018 E	2019 E	2020 E
Total Revenues	$0.0	$0.0	$0.0	$0.0	$0.0	$0.0	$0.0	$0.0
YOY Growth	-	-	-	-	-	-	-	-
Cost of Goods Sold	$0.0	$0.0	$0.0	$0.0	$0.0	$0.0	$0.0	$0.0
Gross Income	$0.0	$0.0	$0.0	$0.0	$0.0	$0.0	$0.0	$0.0
Gross Margin	-	-	-	-	-	-	-	75.0%
SG&A	$9,524.0	$2,558.0	$2,477.0	$2,680.0	$2,641.0	$10,356.0	$13,226.0	$13,557.0
% SG&A	-	-	-	-	-	-		
R&D, net of grants	$25,176.0	$5,841.0	$6,422.0	$6,749.0	$7,042.0	$26,054.0	$32,598.0	$32,664.0
% R&D	-	-	-	-	-	-		
Operating Income	($34,700.0)	($8,399.0)	($8,899.0)	($9,429.0)	($9,683.0)	($36,410.0)	($45,824.0)	($46,221.0)
Operating Margin	-	-	-	-	-			
Financial income, net	($14.0)	$16.1	$11.5	$7.0	$2.0	$36.6	$4.0	$0.0
Total Other Income (Expense)	($14.0)	$16.1	$11.5	$7.0	$2.0	$36.6	$4.0	$0.0
Pre-Tax Income	($34,714.0)	($8,382.9)	($8,887.5)	($9,422.0)	($9,681.0)	($36,373.4)	($45,820.0)	($46,221.0)
Tax expense (benefit)	$0.0	$0.0	$0.0	$0.0	$0.0	$0.0	$0.0	$0.0
Tax Rate	0.0%	0.0%	0.0%	0.0%	0.0%	0.0%	0.0%	0.0%
Net Income	($34,714.0)	($8,382.9)	($8,887.5)	($9,422.0)	($9,681.0)	($36,373.4)	($45,820.0)	($46,221.0)
YOY Growth	-17.2%	-80.0%	-18.6%	17.3%	12.5%	4.8%	26.0%	0.9%
Net Margin	-	-	-	-	-	-	#DIV/0!	#DIV/0!
EPS	($0.83)	($0.14)	($0.15)	($0.15)	($0.14)	($0.58)	($0.57)	($0.51)
YOY Growth	-30.1%	-70.6%	-28.8%	-64.3%	1.5%	-30.2%	-1.5%	-10.3%
Diluted Shares O/S	41,675	59,338	59,338	63,350	68,200	62,557	80,000	90,000

Brian Marckx, CFA

© Copyright 2018, Zacks Investment Research. All Rights Reserved.

APPENDIX

AEVI-001 Refresher

Post-Hoc SAGA Analysis Finds Nine Genes Associated With Potent Response To AEVI-001
As a reminder (and which is explained in further detail below), while SAGA data showed that the primary endpoint was not met, secondary analyses were quite positive. This includes meeting statistical significance on the CGI-I secondary endpoint as well as on the ADHD-RS responder measure (prespecified as decrease of ADHD-RS score of 30% or more, which is considered a clinical response). Additionally, the ADHD-RS inattention subscale (i.e. the 9 questions related to inattention), just barely missed statistical significance (p=0.0515). And, importantly, AEVI-001 was deemed to be well tolerated with no associated serious adverse events.

But, given that change from baseline in ADHD-RS score has been FDA's preferred measuring stick in assessing pivotal ADHD drug studies, SAGA's failure on the primary endpoint meant a study-redesign to better enrich for AEVI-001 responders is necessary.

Post-hoc analysis, presented at the World Congress on ADHD in April 2017, showed that among the 273 genes encompassing the 'Tier 1' (76 genes in the mGluR receptors) and 'Tier 2' (197 genes that encode proteins that influence mGluR) mGluR network, mutations of which have been found in approximately 22% of children with ADHD, GNMX found nine that were predictive of a clinically meaningful and statistically significant response to AEVI-001.

Specifically, patients (n=42: 18 AEVI, 24 placebo) which had copy-number variation (i.e. mutations) to one of nine genes (the identity of only one was revealed as GNMX works on IP) which include "certain glutamate metabotropic receptors (GRM) and neurodevelopmental genes" had a much higher and statistically significant response to AEVI-001 – which included the primary endpoint as well as CGI-I and 'responder' secondary measures. These nine genes are believed to be prevalent in approximately 10% of all pediatric ADHD subjects – or about one-half the prevalence with mutations in the entire Tier 2 network.

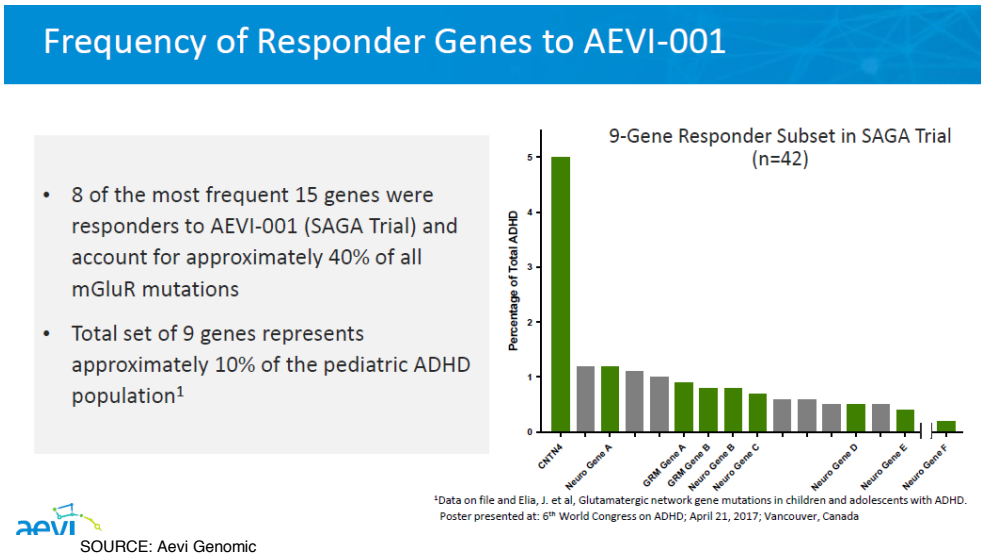

SOURCE: Aevi Genomic

The response appears to be even more robust among those patients (n=18: 6 AEVI, 12 placebo) with mutations to contactin-4 (CNTN4), which has been associated with more severe ADHD due to a higher prevalence of disruptive behavior including inability to control anger as well as inappropriate movements and sounds (graphics below). Given that CNTN4 mutations/deletions, which appear to also play a role in Autism Spectrum Disorder (ASD), relate to such problematic phenotypes, we think that effectively addressing and treating these patients could be a major breakthrough. Approximately 5% of people with ADHD are believed to carry a CNTN4 mutation.

© Copyright 2018, Zacks Investment Research. All Rights Reserved.

Top-line data (273 genes) **CNTN4**

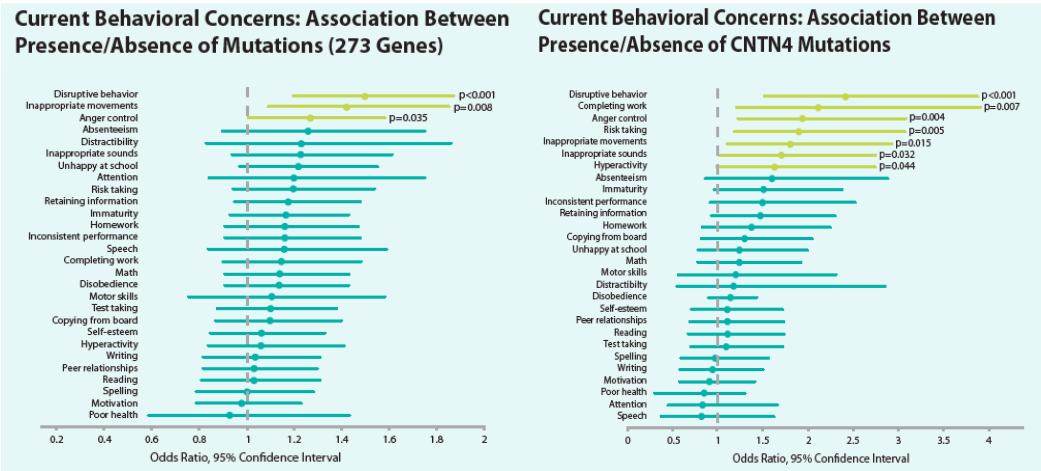

SOURCE: AEVI Genomic Medicine. Poster, World Congress on ADHD

ADHD-RS:

As a reminder, **ADHD-RS (rating scale)** is a parent-reported measure consisting 18 questions across two 9-question subscales; inattention and hyperactivity. Each question is scored on a 4-point scale (0=never, 1=rarely, 2=sometimes, 3=often, 4=very often) relative to observance of behaviors. ADHD-RS is a well-established primary endpoint in ADHD clinical trials and is also the primary endpoint in ASCEND.

Topline (announced March 2017):

While GNMX did not disclose the specific ADHD-RS data (i.e. % change in each arm or p-value), they did note that absolute change was approximately 15 in the AEVI-001 arm and ~12 in the placebo group, with separation (although not statistically different) between the two exhibited at the highest (i.e. 400mg) dose (graphic below). Also noteworthy, was that 20% of AEVI-001 subjects had no appreciable reduction (i.e. ≤ 3) in ADHD-RS score.

Topline Data (March 2017)

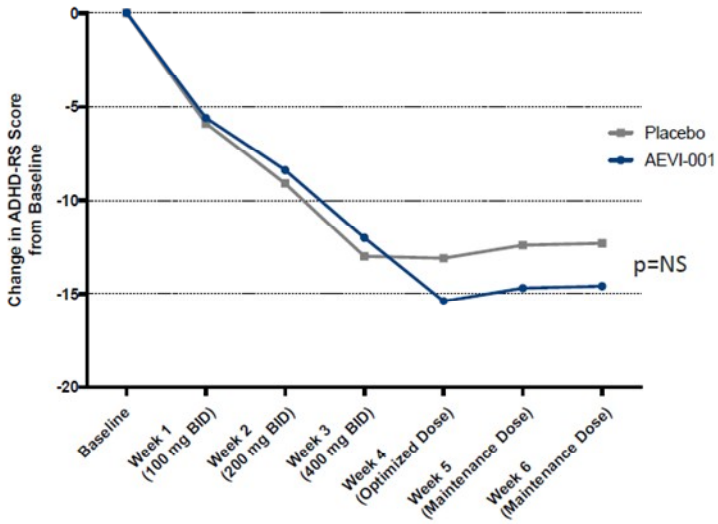

SOURCE: Aevi Genomic Medicine March Presentation

In terms of **ADHD-RS response** (a key secondary endpoint used in SAGA), 70% of AEVI-001 subjects showed ADHD-RS decrease of 30% or more, compared to 42% of placebo subjects. The difference **was highly statistically significant** (p=0.0067) at week-6 and also statistically significant at week-5 (p=0.0203). Interestingly, the **absolute reduction in ADHD-RS among the 70% of AVEI-001 subjects that responded**

was over 19 points but was "almost nothing" (per management on the April call) among the 30% that did not respond.

9 Genes of Interest:

Mutations in one of nine genes, per the updated data presented at the World Congress on ADHD in April 2017, were associated with a relatively much more robust and clinically meaningful and statistically significant response. Specifically, reduction of ADHD-RS (i.e. **primary endpoint**) among the 18 patients in this cohort (i.e. with a mutation in one of these nine genes) treated with AEVI-001 was 17.6 – compared to just 5.9 among the 24 subjects in this cohort receiving placebo. The difference was **highly statistically significant** ($p < 0.005$). Among the patients in this 9-gene subset, 43% had mutation to CNTN4, 14% to one of the GRM's and 42% to neurodevelopment genes.

The percentage of responders (i.e. **one of two key secondary measures),** as measured by the number of patients in each arm that achieved 30% or more reduction in ADHD-RS score from baseline, was **also highly statistically significant** among the 9-genes subset and also improved as compared to the unparsed data (i.e. topline results incorporating data from all study participants). 16 of 18 patients, or 89%, treated with AEVI-001 among this 9-gene subset met the 30%+ responder endpoint – compared to just 5 of the 24, or 21%, of those patients receiving placebo ($p < 0.0001$).

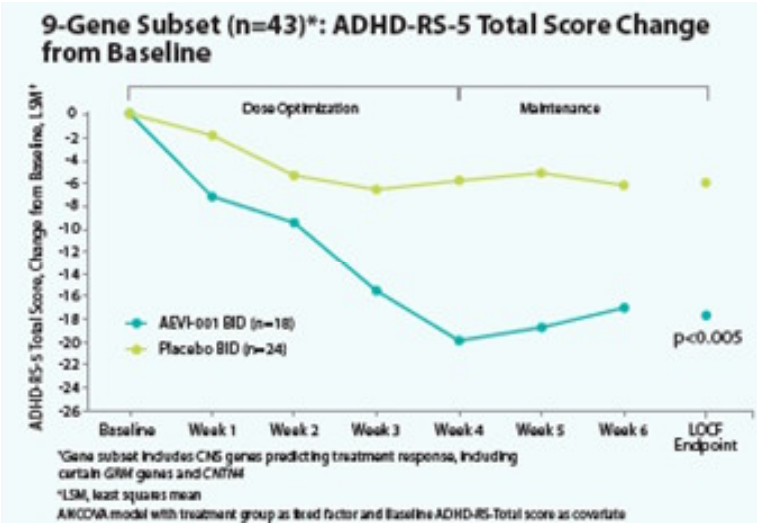

SOURCE: Aevi Genomic Medicine. Poster, World Congress on ADHD

CNTN4:

The data at the World Congress on ADHD was even more compelling when looking at just the CNTN4 gene. CNTN4 encodes a member of the immunoglobin family. It is a glycosylphosphatidylinositol-anchored neuronal membrane protein that is believed to play a role in the formation of axon connections in the developing nervous system. As noted, it has also been implicated in playing a role in ASD.

Reduction of ADHD-RS (i.e. **primary endpoint**) among the 6 patients in this subset (i.e. CNTN4 CNV) treated with AEVI-001 was 20.8 – compared to 8.9 among the 12 patients receiving placebo. Despite the relatively small sample size, the difference was statistically significant ($p = 0.03$).

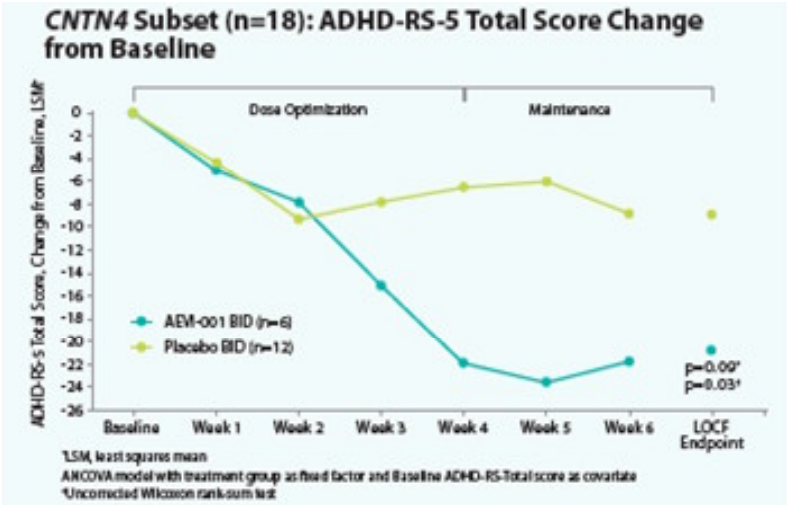

SOURCE: Aevi Genomic Medicine. Poster, World Congress on ADHD

The percentage of responders (i.e. **one of two key secondary measures),** as measured by the number of patients in each arm that achieved 30% or more reduction in ADHD-RS score from baseline, was **also highly statistically significant** among this CNTN4 gene subset and also improved as compared to the unparsed data (i.e. topline results incorporating data from all study participants). 6 of 6 patients, or 100%, treated with AEVI-001 among this CNTN4 subset met the 30%+ responder endpoint – compared to just 3 of the 12 patients, or 25%, receiving placebo (p = 0.0027).

ADHD-RS												
	Initial Data (unparsed)				9 Genes of interest				CNTN4 Mutation			
	Evaluable	No. of rspnders	% rspnders	ADHD-RS redction	N =	No. of respndrs	% rspnders	ADHD-RS redction	N =	No. of rspndrs	% rspndgrs	ADHD-RS redction
AEVI-001	46	32	69.6%	~15	18	16	88.9%	17.6	6	6	100.0%	20.8
P-value			0.0067	not meaningful			< 0.0001	< 0.005			0.0027	0.03
Placebo	50	21	42.0%	~12	24	5	20.8%	5.9	12	3	25.0%	8.9
Total	**96**	**53**			**42**	**21**			**18**	**9**		

CGI-I:

As a reminder, **CGI-I (Clinical Global Impressions)** was another key secondary measure used in SAGA and will also be a secondary endpoint in ASCEND. It is a clinician-scored measure which uses a 7-point scale (1=very much improved…, 7=very much worse) to assess how much a patient's condition improved or worsened (or stayed the same). Clinical response in SAGA was prespecified as CGI-I of 1 (very much improved) or 2 (much improved).

The updated data (i.e. 9-genes including CNTN4) on the CGI-I measure were similar to that for both the ADHD-RS measures – that is, reaching statistical significance and improving relative to the unparsed topline data announced in March. Additionally, response was further improved when parsed to only those patients with CNTN4 mutations.

9 Genes of Interest:

13 of 18 patients, or 72%, treated with AEVI-001 among the 9-gene subset achieved a CGI-I score of 1 or 2, compared to 3 of 24 patients, or 13%, receiving placebo ($p < 0.001$).

CNTN4:

5 of 6 patients, or 83%, treated with AEVI-001 among the CNTN4 subset achieved a CGI-I score of 1 or 2, compared to 2 of 12 patients, or 17%, receiving placebo ($p < 0.01$).

CGI-I Score of 1 or 2									
	Initial Data (unparsed)			9 Genes of interest			CNTN4 Mutation		
	Evaluable	No. of rspnders	% rspnders	N =	No. of respndrs	% rspnders	N =	No. of rspndrs	% rspndgrs
AEVI-001	46	26	56.5%	18	13	72.2%	6	5	83.3%
P-value			<0.05			<0.001			<0.01
Placebo	50	16	32.0%	24	3	12.5%	12	2	16.7%
Total	**96**	**42**		**42**	**16**		**18**	**7**	

Our Comments:

As we noted following release of the SAGA topline data, while it was disappointing that the primary endpoint was not met, there were reasons to remain optimistic. This includes meeting statistical significance on the CGI-I secondary endpoint as well as on the ADHD-RS responder measure. Additionally, the ADHD-RS inattention subscale, just barely missed statistical significance (p=0.0515). And, importantly, AEVI-001 was deemed to be well tolerated with no associated serious adverse events.

So while the primary endpoint was not met, we think there was a clear signal of efficacy of AEVI-001 based on the supplementary measures. Results of ASCEND, the follow-on phase II study, will hopefully provide much more definitive evidence of this. The design of ASCEND, while similar to SAGA in terms of endpoints and treatment protocol, includes some modifications aimed at improving upon efficacy and meeting the ADHD-RS primary endpoint.

HISTORICAL STOCK PRICE



DISCLOSURES

The following disclosures relate to relationships between Zacks Small-Cap Research ("Zacks SCR"), a division of Zacks Investment Research ("ZIR"), and the issuers covered by the Zacks SCR Analysts in the Small-Cap Universe.

ANALYST DISCLOSURES

I, Brian Marckx, CFA, hereby certify that the view expressed in this research report accurately reflect my personal views about the subject securities and issuers. I also certify that no part of my compensation was, is, or will be, directly or indirectly, related to the recommendations or views expressed in this research report. I believe the information used for the creation of this report has been obtained from sources I considered to be reliable, but I can neither guarantee nor represent the completeness or accuracy of the information herewith. Such information and the opinions expressed are subject to change without notice.

INVESTMENT BANKING AND FEES FOR SERVICES

Zacks SCR does not provide investment banking services nor has it received compensation for investment banking services from the issuers of the securities covered in this report or article.
Zacks SCR has received compensation from the issuer directly or from an investor relations consulting firm engaged by the issuer for providing non-investment banking services to this issuer and expects to receive additional compensation for such non-investment banking services provided to this issuer. The non-investment banking services provided to the issuer includes the preparation of this report, investor relations services, investment software, financial database analysis, organization of non-deal road shows, and attendance fees for conferences sponsored or co-sponsored by Zacks SCR. The fees for these services vary on a per-client basis and are subject to the number and types of services contracted. Fees typically range between ten thousand and fifty thousand dollars per annum. Details of fees paid by this issuer are available upon request.

POLICY DISCLOSURES

This report provides an objective valuation of the issuer today and expected valuations of the issuer at various future dates based on applying standard investment valuation methodologies to the revenue and EPS forecasts made by the SCR Analyst of the issuer's business.
SCR Analysts are restricted from holding or trading securities in the issuers that they cover. ZIR and Zacks SCR do not make a market in any security followed by SCR nor do they act as dealers in these securities. Each Zacks SCR Analyst has full discretion over the valuation of the issuer included in this report based on his or her own due diligence. SCR Analysts are paid based on the number of companies they cover. SCR Analyst compensation is not, was not, nor will be, directly or indirectly, related to the specific valuations or views expressed in any report or article.

ADDITIONAL INFORMATION

Additional information is available upon request. Zacks SCR reports and articles are based on data obtained from sources that it believes to be reliable, but are not guaranteed to be accurate nor do they purport to be complete. Because of individual financial or investment objectives and/or financial circumstances, this report or article should not be construed as advice designed to meet the particular investment needs of any investor. Investing involves risk. Any opinions expressed by Zacks SCR Analysts are subject to change without notice. Reports or articles or tweets are not to be construed as an offer or solicitation of an offer to buy or sell the securities herein mentioned.