Zacks Small-Cap Research

March 1, 2017
Grant Zeng, CFA
312-265-9421
gzeng@zacks.com

scr.zacks.com
10 S. Riverside Plaza, Chicago, IL 60606

Oramed Pharmaceuticals (ORMP-NASDAQ)

ORMP: Zacks Company Report

ORMP: Phase IIb of ORMD-0901 to be initiated in 2017; Positive data from Phase IIb ORMD-0801 and Phase Ib ORMD-0901 reported, a significant de-risk event for the company.

Current Price (02/28/17)	$6.05
Valuation	**$30.00**

OUTLOOK

Oramed has a unique, proprietary protein oral delivery (POD™) platform technology with a mid-stage pipeline. The company's lead candidate ORMD-0801 is an oral insulin targeting the huge insulin market. The company just reported positive data from the Phase IIb ORMD-0801 study for type 2 diabetes. The company's second lead candidate ORMD-0901 is an oral formulation of GLP-1 analog exenatide, which will enter into Phase IIb study in 2017. We estimate ORMD-0801/0901 to reach the market in 2019.

We are optimistic about the prospect of the company and value its shares at $30 per share.

SUMMARY DATA

52-Week High	**$9.57**
52-Week Low	**$5.71**
One-Year Return (%)	**-10.90**
Beta	**0.38**
Average Daily Volume (sh)	**23,006**
Shares Outstanding (mil)	**13**
Market Capitalization ($mil)	**$80**
Short Interest Ratio (days)	**N/A**
Institutional Ownership (%)	**N/A**
Insider Ownership (%)	**N/A**
Annual Cash Dividend	**$0.00**
Dividend Yield (%)	**0.00**
5-Yr. Historical Growth Rates	
Sales (%)	**N/A**
Earnings Per Share (%)	**N/A**
Dividend (%)	**N/A**
P/E using TTM EPS	**N/A**
P/E using 2016 Estimate	**N/A**
P/E using 2017 Estimate	**N/A**
Zacks Rank	**N/A**

Risk Level	**Above Avg.,**
Type of Stock	**Small-Growth**
Industry	**Med Products**
Zacks Rank in Industry	**N/A**

ZACKS ESTIMATES

Revenue
(in millions of $)

	Q1 (Nov)	Q2 (Feb)	Q3 (May)	Q4 (Aug)	Year (Aug)
2015	0.00 A	0.00 A	0.00 A	0.00 A	0.00 A
2016	0.00 A	0.13 A	0.16 A	0.35 A	0.64 A
2017	0.61 A	0.60 E	0.60 E	0.60 E	2.41 E
2018					12.00 E

Earnings per Share
(EPS is operating earnings before non recurring items)

	Q1 (Nov)	Q2 (Feb)	Q3 (May)	Q4 (Aug)	Year (Aug)
2015	-$0.19 A	-$0.15 A	-$0.15 A	-$0.18 A	-$0.67 A
2016	-$0.21 A	-$0.14 A	-$0.15 A	-$0.37 A	-$0.87 A
2017	-$0.20 A	-$0.19 E	-$0.20 E	-$0.21 E	-$0.80 E
2018					-$0.87 E

Zacks Projected EPS Growth Rate - Next 5 Years % **N/A**

© Copyright 2017, Zacks Investment Research. All Rights Reserved.

WHAT'S NEW

Balance Sheet Remains Strong

As of November 30, 2016, Oramed held $30 million in cash, deposits and marketable securities with no debt.

In December 2015, the company completed deal valued at up to $50 million in investment and milestone payment with China based Hefei Tianhui Incubator of Technologies Co., Ltd. (HTIT) for exclusive rights to market ORMD-0801 in China, Hong Kong and Macau.

Pursuant to the agreements, Oramed sold HTIT 1,155,367 restricted shares of Common Stock at a price of $10.39 per Share, for an aggregate amount of **$12 million**. Under the terms of the agreement, Oramed has granted HTIT exclusive rights for commercialization of ORMD-0801 in Greater China. The license includes multiple milestone payments aggregating **$38 million** and up to a **10% royalty**, based on net sales of the product in China.

Total $29.5 Million in payments from HTIT has been received to date.

HTIT (partially owned by Sinopharm Group Company Limited) has state of the art insulin production facilities in Hefei, China. China has the largest number of diabetics in the world. If ORMD-0801 is finally approved in China, we believe the royalties from China sales will have a significant impact on Oramed's future revenues and earnings.

This deal not only boosted the company's balance sheet, but more importantly validates the company's POD technology and its clinical programs.

Current cash plus the proceeds from this deal will be able to fund the company's operations well into calendar 2019 according to our financial model.

Phase IIb Trial to be Initiated in 2017 for ORMD-0901

On Nov. 29, Oramed announced that it successfully concluded a **Phase Ib** study of ORMD-0901, the Company's proprietary oral GLP-1 analog.

This **ex-US Phase Ib** study of ORMD-0901 is conducted in Israel. It's a small study to look at proof of concept (POC) and to glean some small dosing information. Data from this small study will help the company design the Phase II study.

The study on **type 2 diabetic** patients showed ORMD-0901 to be safe and well tolerated, having no serious adverse events, adverse events or abnormal laboratory findings during the study. In addition, the active oral GLP-1 arms of the study showed encouraging **trending efficacy**.

Currently Oramed is preparing to submit an IND with the FDA and anticipate initiating a **Phase IIb** study in **2017**.

Background of ORMD-0901 (GLP-1 Analog) Program

Glucagon-like peptide 1 **(GLP-1)** belongs to the hormonal family of **incretins** that enhance the secretion of insulin. The major sources of GLP-1 are the L-cells in the lining of small intestine. The pancreas and the central nervous system (CNS) also secrete this hormone in smaller quantities. GLP-1 stimulates the release of insulin from the pancreas; it also increases the volume of cells in the pancreas which produces insulin (beta cells) and regulates and controls the release of glucagon. GLP-1 acts on appetite centers in

brain, slowing the emptying process in stomach and increasing the feeling of fullness during and between the meals.

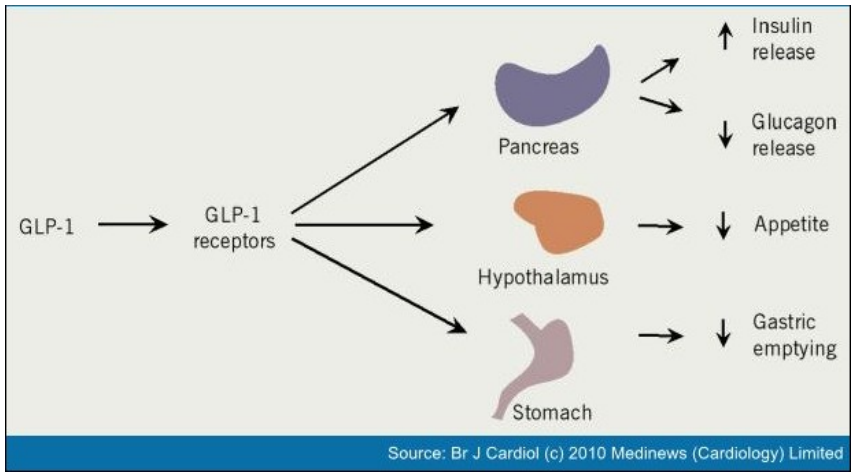

ORMD-0901 is oral GLP-1 analog (**oral exenatide**). Exenatide, a GLP-1 analog, is currently marketed in injectable form only, and is indicated for treatment of type 2 diabetes. Exenatide induces insulin release at increased glucose levels and causes a feeling of satiety, which results in reduced food intake and weight loss.

ORMD-0901, based on the company's POD™ technology, could significantly increase compliance and become a valuable tool in the treatment of diabetes.

In a **small scale preliminary proof of concept** study, ORMD-0901 demonstrated excellent glucose reduction efficacy in both animals (dogs) and human healthy volunteers.

In the following graph, the left showed a couple formulations of ORMD-0901 seemed to have similar efficacy to the injectable GLP-1 (lowering glucose). The right showed increase insulin in humans after taking ORMD-0901– as GLP-1 promotes insulin production/secretion.

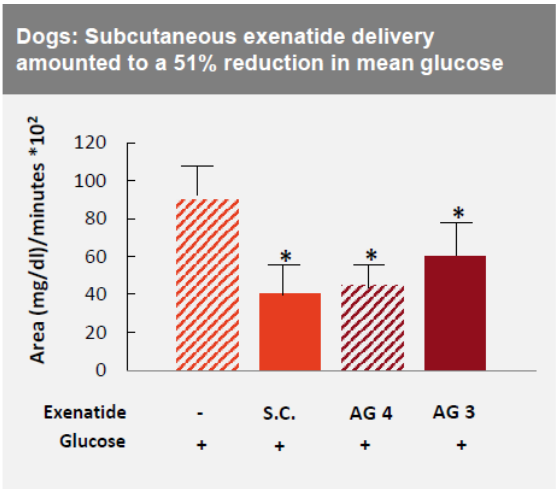

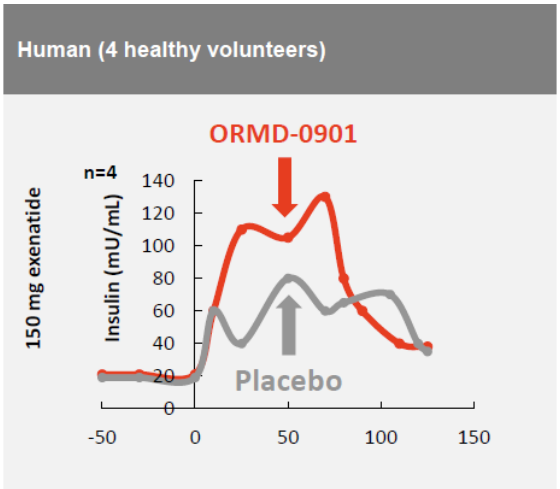

Oramed is currently conducting IND-enabling toxicity studies. The company hopes to finish off the 90-day toxicity studies soon, and files an IND and start a **Phase II** study **in 2017**. The company may pursue the **505(b)(2) pathway**.

The 505(b)(2) regulatory pathway may reduce the drug development risks and costs by using prior findings of safety and/or efficacy for an approved product. In ORMD-0901 case, part of the safety and

efficacy data from the injectable exenatide formulation may be used for the filing of a NDA for ORMD-0901.

Oramed Reports Additional Positive Data from Phase IIb ORMD-0801 Study

Background of the Phase IIb (ORA-D-007) Study

ORA-D-007 is a double-blind, randomized, 28-day **Phase IIb** clinical trial designed to assess the safety and efficacy of **ORMD-0801** in **type II** diabetics. The trial will evaluate ORMD-0801 over a longer treatment period (28-day vs 7-day in the Phase IIa study) and will have statistical power to give greater insight into the drug's efficacy.

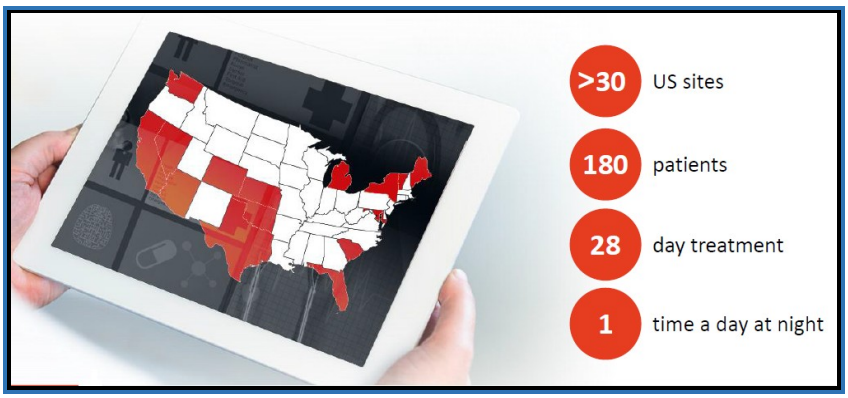

The Phase IIb trial was initiated on June 30, 2015 and conducted at 33 clinical sites in the United States.

Primary Objectives:

- To evaluate the pharmacodynamics effects of ORMD-0801 on mean nighttime glucose (determined using continuous glucose monitoring (CGM)).
- To evaluate the safety of ORMD-0801, including incidence of hypoglycemia.

Secondary Objectives:

- To evaluate changes from baseline in fasting blood glucose (FBG), morning fasting serum insulin, c-peptide, and triglycerides.

Exploratory Objectives:

- To evaluate the immunogenicity of ORMD-0801 through quantitation of anti-insulin antibodies.
- To evaluate changes from baseline in HbA1c, 24-hour, fasting and daytime glucose levels on CGM, weight, and C-Reactive Protein (CRP).

Initial Top Line Data

On May 18, 2016, Oramed announced **positive top-line data** from the **Phase IIb** study. The study achieved its primary objective: a significant reduction of weighted mean night-time glucose in patients treated with oral insulin ORMD-0801.

This study showed a statistically significant decrease in the primary endpoint, pooled night-time glucose mean percentage change of 6.47% from run-in, between placebo and active cohorts (p=0.0268).

Further, the study demonstrated a good safety profile of ORMD-0801 with no drug related serious adverse events.

Additional Data

On July 28, Oramed reported **additional data** from the Phase IIb trial. In addition to positive topline data showing the study successfully met its primary efficacy and safety endpoints announced on May 18, the new data indicated a statistically significant lowering of glucose relative to placebo **across several endpoints.**

Due to technical inaccuracies that can occur in any diabetes study, measuring glucose changes with continuous glucose monitors (CGM), data can include extreme outliers. To reduce variability, trimming of unlocked, fully blinded information was conducted. In the current summary, the 80% trimmed data (data excluding the 10% highest and lowest values) is presented.

In the study, the mean nighttime glucose showed a significant difference in mean change from run-in (13.70 mg/dL for placebo vs. 1.66 mg/dL for the pooled ORMD-0801 arms with a p= 0.0117). ORMD-0801 was safe and well tolerated, with no drug related serious or severe adverse events and no statistically significant differences in laboratory values or vital signs.

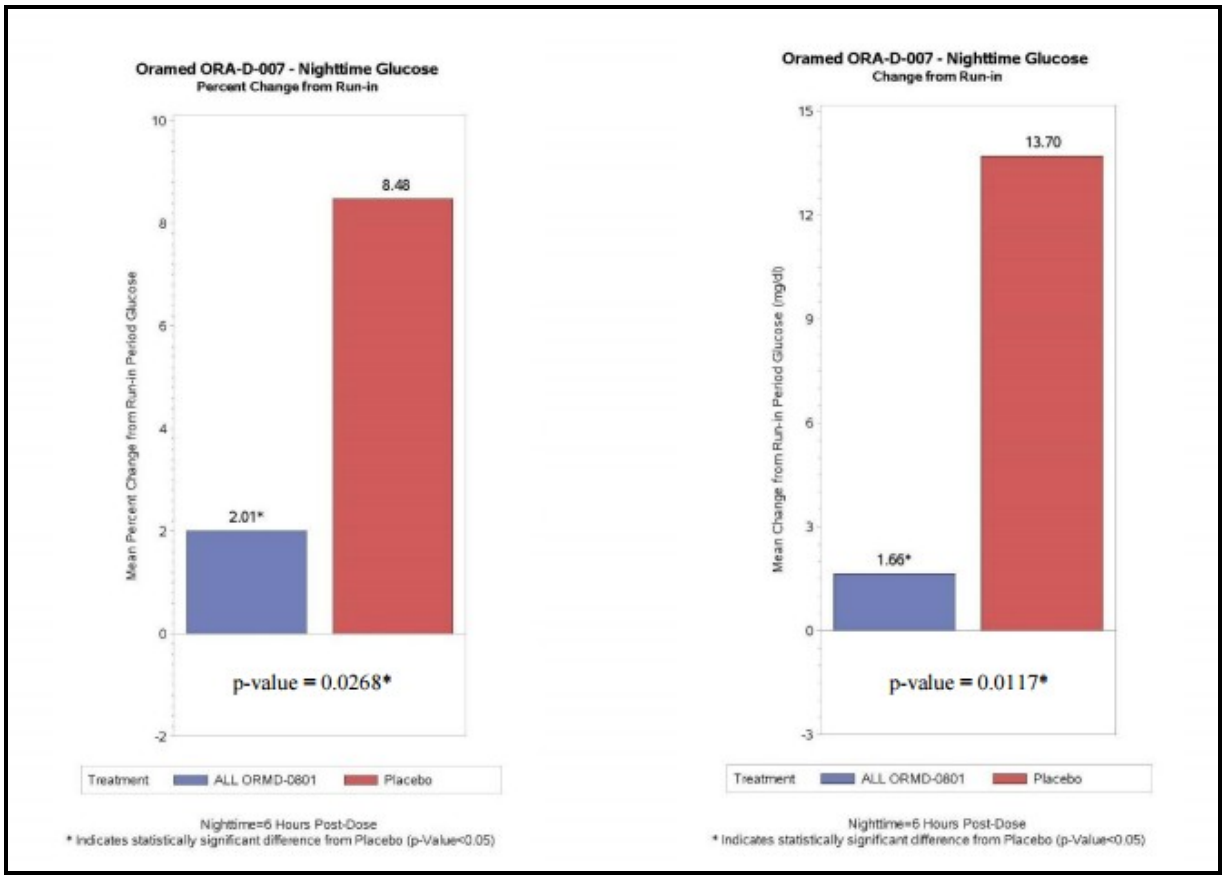

Other secondary and exploratory objectives of the study included evaluating the effect of ORMD-0801 on mean 24-hour glucose, fasting glucose, and daytime glucose. The mean 24-hour glucose showed a highly significant difference in mean change from run-in (13.26 mg/dL for placebo vs. -0.32 mg/dL for ORMD-0801, p <0.0001). The mean fasting glucose showed a highly significant difference in mean change from run-in (15.95 mg/dL for placebo vs. -0.41 mg/dL for ORMD-0801, p <0.0001). The mean daytime CGM glucose showed a highly significant difference in mean change from run-in (11.88 for placebo vs. 0.88 for ORMD-0801, p= 0.0010).

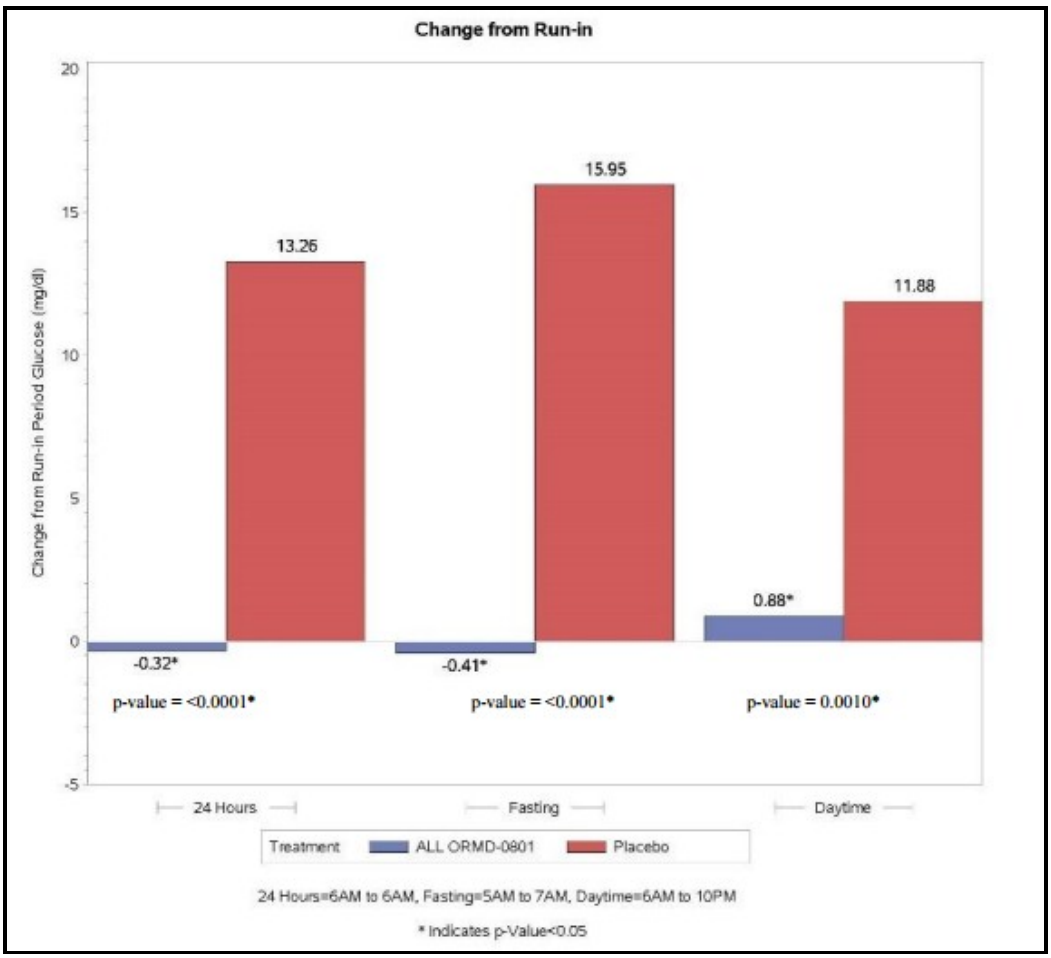

There was a statistically significant difference in change in HbA1c at Day 29 (0.20% for placebo vs.-0.01% for ORMD-0801, p= 0.0149). It is important to note that due to the kinetics of change of HbA1c, a four-week study is insufficient to fully appreciate the potential positive impact of ORMD-0801 on HbA1c.

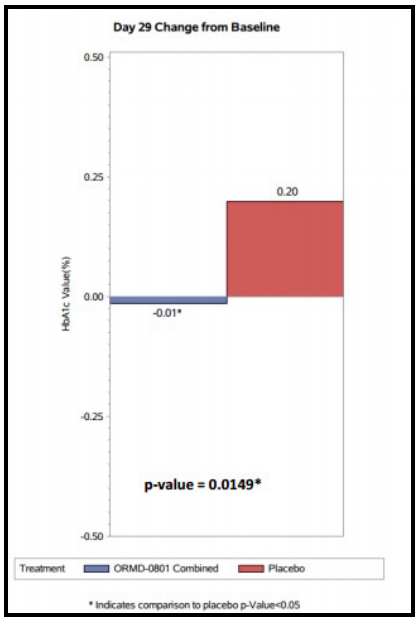

ORMD-0801 did not show a significant difference in change in morning fasting serum insulin, C-Peptide, or triglycerides.

The study demonstrated a good safety profile of ORMD-0801 with no drug related serious adverse events.

Adverse Events

	Placebo (N=64)	ORMD-0801 460IU (N=61)	ORMD-0801 690IU (N=63)
Number of Reported Adverse Events:	34	34	42
Number (%) of Subjects With at Least One:			
Treatment Emergent Adverse Event (TEAE)	19 (29.7)	19 (31.1)	19 (30.2)
Severe TEAE	0 (0.0)	1 (1.6)	0 (0.0)
Serious TEAE	0 (0.0)	1 (1.6)	0 (0.0)
Drug-related TEAE	2 (3.1)	0 (0.0)	0 (0.0)
Drug-related severe TEAE	0 (0.0)	0 (0.0)	0 (0.0)
Drug-related serious TEAE	0 (0.0)	0 (0.0)	0 (0.0)
TEAE leading to withdrawal of study drug	0 (0.0)	1 (1.6)	0 (0.0)
TEAE with outcome of death	0 (0.0)	0 (0.0)	0 (0.0)

Hypoglycemic Events

	Placebo (N=64)	ORMD-0801 460IU (N=61)	ORMD-0801 690IU (N=63)
Number (%) of Subjects with a Hypoglycemic Event:	1 (1.6)	1 (1.6)	1 (1.6)

Our Takeaways from the Phase IIb Study

The positive data from the Phase IIb trial is a significant **de-risk event** for Oramed in our opinion. The top line data further confirm the efficacy and safety of ORMD-0801, an orally delivered intestinally absorbed insulin, from previously reported results including the Phase IIa study.

With the positive top line data from the Phase IIb trial, we believe the company will move forward with a pivotal Phase III trial when they get some feedback from the FDA. We estimate a Phase III trial could start as early as in late 2016 or early 2017.

The positive top line results also triggered some milestone payments from HTIT.

On June 21, Oramed received $6.5 million milestone payment from Hefei Tianhui Incubator of Technologies Co. Ltd. (HTIT). The payment follows Oramed's positive top-line results from its Phase IIb trial.

On August 2, Oramed received another milestone payment of $4 million from HTIT, following Oramed's report of additional positive efficacy and safety data from the Phase IIb trial.

Per the terms of the agreement signed in December 2015, Oramed granted HTIT exclusive rights for commercialization of ORMD-0801 in Greater China. The up to $50 million license deal includes multiple milestone payments aggregating $38 million, with a $3 million upfront payment received by Oramed upon execution of the agreement, plus a $12 million investment made by HTIT in Oramed at $10.39 per share in December 2015. Oramed will receive a 10% royalty on net sales of ORMD-0801 and related commercialized products in Greater China.

We Continue to be Bullish on Oramed Shares

We continue to be bullish on the Oramed story and maintain our valuation at $30 per share based on the positive results from the Phase IIb study of ORMD-0801 and Phase Ib study of ORMD-0901.

Oramed is a mid-stage development biotech company with a current focus on diabetes. Over the years, the company has developed a unique, proprietary protein oral delivery (POD) platform technology. This is the core value for the company and differentiates the company from other biotech companies in our view.

Base on its POD platform, Oramed has built a pipeline with focus on oral insulin **(ORMD-0801**) and oral GLP-1 analog (**ORMD-0901**).

Oral insulin mimics the role of natural insulin, therefore has many advantages over injectable insulins including better control of blood glucose and less side effects. The company has completed a **Phase IIa** study of ORMD-0801 for T2DM and reported positive data. The positive data from the **Phase IIb** study is a significant de-risk event for the company. We estimate a pivotal **Phase III** trial could start **in 2017**.

Based on the company's current development plan, we estimate ORMD-0801 to be approved by the FDA in late calendar 2018 for both type 1 and type 2 diabetes. Peak sales could be over $1 billion in 5 years after approval.

The company's second candidate is ORMD-0901, an oral formulation of exenatide (Byetta) for T2DM. The company expects to initiate a **Phase IIb** study in 2017. Oramed plans to pursue the **505(b)(2) pathway for** ORMD-0901. If everything goes Oramed's way, ORMD-0901 could be approved in late 2019. Peak sales should be in the neighborhood of $500 million.

We are very pleased to see that the company has been pursuing collaboration opportunities for its clinical programs. The recent deal with China based Hefei Tianhui Incubator of Technologies Co.is especially encouraging. The deal not only boosts the company's balance sheet in a non-dilutive way, but further validates the company's POD technology and its clinical program ORMD-0801. We should be able to see more deals in the near future when data from the Phase IIb trial prove to be positive.

Furthermore, we see great potential of the company's POD platform for other indications. Oral delivery of protein is a breakthrough technology and has great potential for oral delivery of other biologics. Therefore, pipeline expansion should be easy once the work for oral insulin/GLP-1 has been validated in clinical studies. Actually, the company has a feasibility study currently running with a big pharma company using this pharma's proprietary peptide with Oramed POD delivery technology.

With respect to valuation, we think current share price does not reflect the intrinsic value of the company. Currently, Oramed shares are trading at about $6.00, which values the company at $82 million in market capitalization based on 13 million outstanding shares. This is a discount compared to its peers. Based on our above discussions, ORMD-0801 and ORMD-0901 will be approved by the FDA in 2019. We assign a probability of 75% for ORMD-0801 and 30% for ORMD-0901 for approval at this time. Based on our financial model, Oramed will become cash flow positive in 2020 with an EPS of $0.69 based on revenue of $103 million. EPS will grow to $2.88 in fiscal 2021 based on total revenue of $215 million. A 30x P/E multiple and 30% discount rate are used to arrive at our fair value of $30.00 per share. Our price target values the company at $390 million in market cap, which is still conservative in our view.

But keep in mind **the risks**. As we discussed, Oramed is still a mid-stage development biotech company. Our valuation assumes the final approval of either ORMD-0801 or ORMD-0901 or both, which we only assign 75% and 30% probability at this time. In order for the two candidates to reach the market, the company still needs to overcome both clinical and regulatory hurdles which have proven to be high. But the reward is also apparent. Once the company moves further with the two candidates, value will be created for shareholders with a higher probability of approval. Generally speaking, we think the stock has

a typical high risk/high return profile, which could be appropriate for investors with a high risk tolerance and relatively long investment horizon.

INCOME STATEMENT

	2016 (Aug)					2017 (Aug)					2018 (Aug)	2019 (Aug)	2020 (Aug)	2021 (Aug)
$ in million except per share data	Q1	Q2	Q3	Q4	FY	Q1	Q2	Q3	Q4	FYE	FYE	FYE	FYE	FYE
Grant revenue	$0.00	$0.00	$0.00	$0.00	$0.00	$0.00	$0.00	$0.00	$0.00	$0.00	$0.00	$0.00	$0.00	$0.00
License/Royalties	$0.00	$0.13	$0.16	$0.35	$0.64	$0.61	$0.60	$0.60	$0.60	$2.41	$2.00	$2.50	$3.00	$5.00
Product revenue	$0.00	$0.00	$0.00	$0.00	$0.00	$0.00	$0.00	$0.00	$0.00	$0.00	$10.00	$50.00	$100.00	$215.00
Total Revenues	**$0.00**	**$0.13**	**$0.16**	**$0.35**	**$0.64**	**$0.61**	**$0.60**	**$0.60**	**$0.60**	**$2.41**	**$12.00**	**$52.50**	**$103.00**	**$220.00**
YOY Growth	-	-	-	-	-	-	-	-	-	-	-	-	-	-
CoGS	0.00	0.00	0.00	0.49	0.49	0.19	0.16	0.16	0.16	0.67	0.00	10.50	20.60	44.00
Gross Income	**$0.00**	**$0.13**	**$0.16**	**($0.14)**	**$0.15**	**$0.42**	**$0.44**	**$0.44**	**$0.44**	**$1.74**	**$12.00**	**$42.00**	**$82.40**	**$176.00**
Gross Margin	-	-	100.0%	-38.8%	23.6%	69.3%	73.3%	73.3%	73.3%	72.3%	100.0%	80.0%	80.0%	80.0%
R&D	$1.90	$1.31	$1.72	$2.78	$7.71	$2.35	$2.45	$2.50	$2.70	$10.00	$15.00	$25.00	$30.00	$40.00
% R&D	-	-	-	-	-	-	-	-	-	-	-	-	-	-
SG&A	$0.55	$0.73	$0.56	$0.62	$2.45	$0.47	$0.50	$0.60	$0.70	$2.27	$10.00	$20.00	$35.00	$45.00
%SG&A	-	-	-	-	-	-	-	-	-	-	-	-	-	-
Other Expenses	$0.00	$0.00	$0.00	$0.00	$0.00	$0.00	$0.00	$0.00	$0.00	$0.00	$0.00	$0.00	$0.00	$0.00
Operating Income	**($2.4)**	**($1.9)**	**($2.1)**	**($3.5)**	**($10.0)**	**($2.4)**	**($2.5)**	**($2.7)**	**($3.0)**	**($10.5)**	**($13.0)**	**($3.0)**	**$17.4**	**$91.0**
Operating Margin	-	-	-	-	-	-	-	-	-	-	-	-	-	41.36%
Other Net	$0.1	$0.1	$0.2	$0.0	$0.4	$0.2	$0.0	$0.0	$0.0	$0.2	$0.0	($0.1)	($0.1)	($0.1)
Pre-Tax Income	**($2.4)**	**($1.8)**	**($1.9)**	**($3.5)**	**($9.6)**	**($2.2)**	**($2.5)**	**($2.7)**	**($3.0)**	**($10.4)**	**($13.0)**	**($3.1)**	**$17.3**	**$90.9**
Income taxes(benefit)	$0.0	$0.0	$0.0	$1.3	$1.3	$0.4	$0.0	$0.0	$0.0	$0.4	$0.0	$0.0	$0.0	$4.5
Tax Rate	-	-	-	-	-	-	-	-	-	-	-	-	-	-
Reported Net Income	**($2.4)**	**($1.8)**	**($1.9)**	**($4.8)**	**($11.0)**	**($2.6)**	**($2.5)**	**($2.7)**	**($3.0)**	**($10.8)**	**($13.0)**	**($3.1)**	**$17.3**	**$86.4**
YOY Growth	-	-	-	-	-	-	-	-	-	-	-	-	-	-
Net Margin	-	-	-	-	-	-	-	-	-	-	-	-	-	-
Diluted Shares Out	11.6	12.7	13.1	13.2	12.6	13.2	13.3	13.5	13.8	13.5	15.0	20.0	25.0	30.0
Reported EPS	**($0.21)**	**($0.14)**	**($0.15)**	**($0.37)**	**($0.87)**	**($0.20)**	**($0.19)**	**($0.20)**	**($0.21)**	**($0.80)**	**($0.87)**	**($0.15)**	**$0.69**	**$2.88**
One time charge	*$0.00*	*$0.00*	*$0.00*	*$0.00*	*$0.00*	*$0.00*	*$0.00*	*$0.00*	*$0.00*	*$0.00*	*$0.00*	*$0.00*	*$0.00*	*$0.00*
Non GAAP Net Income	**($2.4)**	**($1.8)**	**($1.9)**	**($4.8)**	**($11.0)**	**($2.6)**	**($2.5)**	**($2.7)**	**($3.0)**	**($10.8)**	**($13.0)**	**($3.1)**	**$17.3**	**$86.4**
Non GAAP EPS	**($0.21)**	**($0.14)**	**($0.15)**	**($0.37)**	**($0.87)**	**($0.20)**	**($0.19)**	**($0.20)**	**($0.21)**	**($0.80)**	**($0.87)**	**($0.15)**	**$0.69**	**$2.88**

Source: company filings and Zacks estimates

© Copyright 2017, Zacks Investment Research. All Rights Reserved.

HISTORICAL ZACKS RECOMMENDATIONS



DISCLOSURES

The following disclosures relate to relationships between Zacks Small-Cap Research ("Zacks SCR"), a division of Zacks Investment Research ("ZIR"), and the issuers covered by the Zacks SCR Analysts in the Small-Cap Universe.

ANALYST DISCLOSURES

I, Grant Zeng, CFA, hereby certify that the view expressed in this research report accurately reflect my personal views about the subject securities and issuers. I also certify that no part of my compensation was, is, or will be, directly or indirectly, related to the recommendations or views expressed in this research report. I believe the information used for the creation of this report has been obtained from sources I considered to be reliable, but I can neither guarantee nor represent the completeness or accuracy of the information herewith. Such information and the opinions expressed are subject to change without notice.

INVESMENT BANKING, REFERRALS, AND FEES FOR SERVICE

Zacks SCR does not provide nor has received compensation for investment banking services on the securities covered in this report. Zacks SCR does not expect to receive compensation for investment banking services on the Small-Cap Universe. Zacks SCR may seek to provide referrals for a fee to investment banks. Zacks & Co., a separate legal entity from ZIR, is, among others, one of these investment banks. Referrals may include securities and issuers noted in this report. Zacks & Co. may have paid referral fees to Zacks SCR related to some of the securities and issuers noted in this report. From time to time, Zacks SCR pays investment banks, including Zacks & Co., a referral fee for research coverage.

Zacks SCR has received compensation for non-investment banking services on the Small-Cap Universe, and expects to receive additional compensation for non-investment banking services on the Small-Cap Universe, paid by issuers of securities covered by Zacks SCR Analysts. Non-investment banking services include investor relations services and software, financial database analysis, advertising services, brokerage services, advisory services, equity research, investment management, non-deal road shows, and attendance fees for conferences sponsored or co-sponsored by Zacks SCR. The fees for these services vary on a per client basis and are subject to the number of services contracted. Fees typically range between ten thousand and fifty thousand USD per annum.

POLICY DISCLOSURES

© Copyright 2017, Zacks Investment Research. All Rights Reserved.

Zacks SCR Analysts are restricted from holding or trading securities placed on the ZIR, SCR, or Zacks & Co. restricted list, which may include issuers in the Small-Cap Universe. ZIR and Zacks SCR do not make a market in any security nor do they act as dealers in securities. Each Zacks SCR Analyst has full discretion on the rating and price target based on his or her own due diligence. Analysts are paid in part based on the overall profitability of Zacks SCR. Such profitability is derived from a variety of sources and includes payments received from issuers of securities covered by Zacks SCR for services described above. No part of analyst compensation was, is or will be, directly or indirectly, related to the specific recommendations or views expressed in any report or article.

ADDITIONAL INFORMATION

Additional information is available upon request. Zacks SCR reports are based on data obtained from sources we believe to be reliable, but are not guaranteed as to be accurate nor do we purport to be complete. Because of individual objectives, this report should not be construed as advice designed to meet the particular investment needs of any investor. Any opinions expressed by Zacks SCR Analysts are subject to change without notice. Reports are not to be construed as an offer or solicitation of an offer to buy or sell the securities herein mentioned.

ZACKS RATING & RECOMMENDATION

ZIR uses the following rating system for the 1212 companies whose securities it covers, including securities covered by Zacks SCR:
Buy/Outperform: The analyst expects that the subject company will outperform the broader U.S. equity market over the next one to two quarters.
Hold/Neutral: The analyst expects that the company will perform in line with the broader U.S. equity market over the next one to two quarters.
Sell/Underperform: The analyst expects the company will underperform the broader U.S. Equity market over the next one to two quarters.

The current distribution is as follows: Buy/Outperform- 25.7%, Hold/Neutral- 56.1%, Sell/Underperform – 14.4%. Data is as of midnight on the business day immediately prior to this publication.