Zacks Small-Cap Research

May 4, 2016
Grant Zeng, CFA
312-265-9466
gzeng@zacks.com

scr.zacks.com
10 S. Riverside Plaza, Chicago, IL 60606

Northwest Biotherapeutics (NWBO-NASDAQ)

NWBO: Three new Phase II combination trial to be initiated, Balance sheet boosted by recent financings, Positive data from Phase I of DCVax-Direct reported, Phase III of DCVax-L remains on track

OUTLOOK

NWBO is making multiple progresses in its ongoing Phase III clinical trial of DCVax-L for brain cancer and Phase I/II trial of DCVax-Direct for solid tumors. Phase III of DCVax-L has been enrolling patient in the US, UK, Canada and Germany. Hospital Exemption in Germany is under way and UK is following suit.

Encouraging data from Phase I/II study of DCVax-Direct reported and three Phase II combination trials to be initiated soon.

Current valuation is attractive.

Current Price (05/03/16)	$1.36
Valuation	**$8.00**

SUMMARY DATA

52-Week High	**$12.24**
52-Week Low	**$1.31**
One-Year Return (%)	**-82.87**
Beta	**2.09**
Average Daily Volume (sh)	**581,324**
Shares Outstanding (mil)	**102**
Market Capitalization ($mil)	**$138**
Short Interest Ratio (days)	**N/A**
Institutional Ownership (%)	**N/A**
Insider Ownership (%)	**N/A**
Annual Cash Dividend	**$0.00**
Dividend Yield (%)	**0.00**
5-Yr. Historical Growth Rates	
Sales (%)	**N/A**
Earnings Per Share (%)	**N/A**
Dividend (%)	**N/A**
P/E using TTM EPS	**N/A**
P/E using 2011 Estimate	**N/A**
P/E using 2012 Estimate	**N/A**
Zacks Rank	**N/A**

Risk Level	**High,**
Type of Stock	**N/A**
Industry	**Med-Biomed/Gene**
Zacks Rank in Industry	**N/A**

ZACKS ESTIMATES

Revenue
(in millions of $)

	Q1 (Mar)	Q2 (Jun)	Q3 (Sep)	Q4 (Dec)	Year (Dec)
2014	0.00 A	0.00 A	0.58 A	0.87 A	1.45 A
2015	0.19 A	0.39 A	0.29 A	0.86 A	1.74 A
2016	0.45 E	0.45 E	0.45 E	0.45 E	1.80 E
2017					0.00 E

Earnings per Share
(EPS is operating earnings before non recurring items)

	Q1 (Mar)	Q2 (Jun)	Q3 (Sep)	Q4 (Dec)	Year (Dec)
2014	-$0.45 A	-$0.45 A	-$0.44 A	-$0.38 A	-$1.71 A
2015	-$0.33 A	-$0.51 A	-$0.17 A	-$0.59 A	-$1.63 A
2016	-$0.25 E	-$0.29 E	-$0.33 E	-$0.35 E	-$1.23 E
2017					-$0.69 E

Zacks Projected EPS Growth Rate - Next 5 Years % **N/A**

© Copyright 2016, Zacks Investment Research. All Rights Reserved.

WHAT'S NEW

Update on Operations

On May 2, 2016, Northwest announced an operations update in regard to its Phase I and II Trials, Scientific Advisory Board and Nasdaq compliance.

New Combination Therapy

According to a news release, Northwest has reached conceptual agreement with three third parties to conduct three different **Phase II combination trials** for the treatment of three different cancers.

These parties involve leading participants in the immunotherapy field. The Company and these parties are now completing the agreements and budgets, and pursuing regulatory approval for the agreed upon trials.

We don't have details for the upcoming three Phase II trials, but we believe these trials will be conducted in combination with the company's **DCVax-direct**.

Update on Phase I/II of DCVax-Direct

Northwest has received updated data from the ongoing follow-up of patients in the Phase I portion of the Phase I/II DCVax-Direct trial. To date, 20 of the 40 patients have exceeded 12 months overall survival (OS), 13 of the 40 patients exceed 18 months OS, at least 10 of those 13 patients (with 2 of the 13 currently unknown) are still alive at OS times up to 29 months to date, with the majority having exceeded 20 months.

The Company has undertaken extensive analyses of data from the Phase I portion of the **Phase I/II** trial of DCVax-Direct for all types of inoperable solid tumors. The Phase I portion of the study involved 3 different dose levels, 2 different product formulations, 13 different cancers, several modes of image guidance for treatment administration and multiple measures related to immune system activation. Analyses of this data have found some novel, unexpected and encouraging results that are of significance for further trials. Also, the Company and physician advisors have completed clinical analyses and preparations for injection of multiple tumors in multiple different tissue locations (going well beyond what any other known trial has undertaken), as well as a greater number of treatment cycles, for the upcoming Phase II portion of the trial. In addition, the Company and its manufacturer, Cognate BioServices have completed a lengthy program of development work to further optimize the DCVax-Direct investigational product.

Update on SAB and NASDAQ Compliance

The Company is establishing a Scientific Advisory Board (SAB). The Company has reached agreement with the initial members of the SAB, including leading experts in immunotherapy and oncology from both the US and Europe. The initial members are in the process of completing their internal institutional approvals.

Northwest has received a letter from the staff of The NASDAQ Stock Market LLC indicating that the Nasdaq Staff reviewed certain stock issuances by the Company to Cognate, and determined that those issuances did not comply with Nasdaq rules 5635(c) and (d), as described in a Form 8-K being filed by the Company. The Company is currently in discussions with the Nasdaq Staff about two potential approaches to remedy the non-compliance with these rules, and the Company intends to take the appropriate steps to address the issues raised by the Nasdaq Staff as quickly as possible.

Northwest Exited 2015 with Boosted Balance Sheet

As of December 31, 2015, Northwest had cash totaled $22.7 million.

In April 2015, NWBO closed $40 million investment from Woodford investment funds in the UK.

Woodford first invested $25 million in NWBO in November, 2014. On April 2, 2015, Woodford entered into an agreement with the company for a further $40 million investment in two tranches ($11.5 million and $28.5 million). Both of these tranches have been completed in accordance with the agreement. Woodford has also made substantial open market purchases of NWBO shares.

The $40 million investment was done with the purchase of the Company's common stock at $7.40 per share, for a total of 5,405,405 shares. There are no warrants, pre-emptive rights, or other rights or preferences. There was no investment banker involved in the transaction.

In October 2015, Northwest entered into another agreement for funding of $30 million from Woodford Investment Management.

Woodford purchased $30 million of the Company's common stock at $5.50 per share, for a total of 5,454,545 shares, raising Woodford's total holdings to 25,915,937 shares, or about 28.1% of the Company.

In connection with this financing, the Company has issued 0.7 million shares to Cognate BioServices on the same terms as Woodford's stock purchase, for certain current payment obligations, as well as completing the issuance of shares to Cognate that were approved and reported in November 2014, but had not yet been issued.

At the same time, the company also announced that it has engaged Ondra Partners, a London-based corporate finance firm with a focus on value creation and an integrated approach to medium and long term financing and related initiatives.

In December, 2015, Northwest entered into definitive agreements with healthcare focused institutional investors for a registered direct offering with gross proceeds of **$12.6 million**. In the offering, the Company is selling an aggregate of 3.5 million shares of common stock at a purchase price of $3.60 per share. The investors will also receive warrants to purchase up to 1.75 million shares of common stock with an exercise price of $4.50 per share. The warrants will become exercisable on the 6-month anniversary of issuance, and will have an exercise period of 5 years following the initial exercise date.

In February, 2016, Northwest entered into new definitive agreements with current institutional investors for a registered direct offering with gross proceeds of up to approximately **$27.6 million**, assuming exercise in full of the overallotment option described below.

As part of the transaction, the Company will immediately sell approximately 5.88 million shares of common stock at a purchase price of $1.70 per share resulting in gross proceeds to the Company of $10 million. The investors will also receive warrants to purchase up to approximately 2.94 million shares of common stock with an exercise price of $2.25 per share. The warrants will have an exercise period of five years commencing on the 6-month anniversary of the warrant issuance.

In addition, Northwest granted to the investors a 60-day overallotment option to purchase up to an additional 5.88 million shares of common stock at a purchase price of $3.00 per share, for an aggregate purchase price of approximately $17.6 million. In connection with such purchase of shares pursuant to the overallotment option, the investors will receive warrants to purchase up to 2.94 million shares of the Company's common stock with an exercise price of $4.00 per share and an exercise period of five years commencing on the 6-month anniversary of the warrant issuance.

We welcome these financings, which not only boosted the company's balance sheet, but also validate the company's technology and clinical programs. With these funds, the company will accelerate the clinical development of its key programs DCVax-L and DCVax-Direct.

Update on DCVax®-Direct Phase I Trial

The Company presented promising survival data from its ongoing **Phase I** trial of DCVax-Direct for solid tumors at ASCO 2015 in June 2015 and at the Inaugural International Cancer Immunotherapy Conference: Translating Science into Survival 2015 in September 2015.

Overview of the Phase I Trial

All patients enrolled in the Phase I trial had late stage cancers, with an average of three inoperable tumors. The patients had failed multiple prior therapies and had a poor prognosis.

As of the reporting date at the ASCO, the trial enrolled 40 patients, and 39 were evaluable. Although the patients had multiple inoperable tumors, only 1 tumor was injected with DCVax-Direct. The treatments included only 3 injections in the first 2 weeks (Day 0, 7 and 14), and up to 3 additional injections spaced months apart thereafter (Weeks 8, 16 and 32), over a total period of 8 months.

Patients typically received their first injection about 1-1/2 months after recruitment. Four patients are still in the process of completing the study visits, and data collection is ongoing on all of the patients.

The trial tested three different dose levels of DCVax-Direct, two different methods of activating the dendritic cells that comprise DCVax-Direct, and a dozen different cancers. Findings to date include encouraging survival data and substantial induction of immune checkpoint expression (PDL-1).

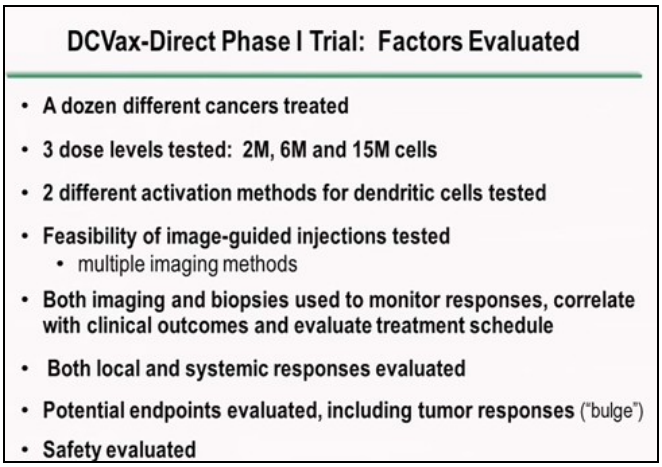

Updated Data from the ASCO Presentation

Key findings as of the presentation day include the following:

- 27 of 39 patients (69%) are still alive at up to 18 months after first injection.
- With the preferred method of dendritic cell activation, 18 of 21 patients (86%) are still alive.
- The effectiveness of treatment have been observed in diverse cancers, including lung, breast, colorectal, pancreatic, sarcoma, melanoma, neuro-endocrine and other cancers.
- Patient survival correlates with the number of DCVax-Direct injections.
- Patient survival also correlates with stabilization of disease at Week 8 (4th injection visit). Among patients treated with the preferred method of dendritic cell activation, 16 of 19 achieved stable disease (i.e., less than 25% increase in tumor size from baseline) at Week 8.

Findings to date relating to immunological responses include the following:

- Induction of PDL-1 immune checkpoint expression was seen in 64% of evaluable patients (14 of 22) following DCVax-Direct treatment. This suggests that the tumors are putting up defenses against the immune responses induced by DCVax-Direct, and marks these patients as potential candidates for treatment with checkpoint inhibitor therapies.
- An increase in T-cell infiltration into tumors, by functionally active T-cells, was seen following DCVax-Direct treatment.
- Both local effects (in the injected tumor) and systemic effects were observed.

DCVax-Direct was safe and well tolerated in the Phase I trial.

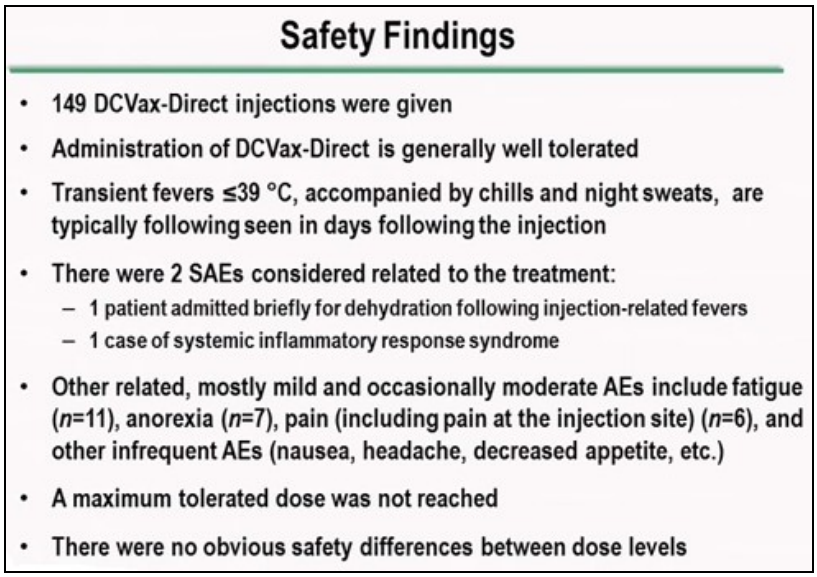

Updated Data from the Immunotherapy Conference

In September 2015, Northwest present a new DCVax-Direct poster at the Inaugural International Cancer Immunotherapy Conference: Translating Science into Survival 2015. The Conference is being held at the Sheraton New York Times Square Hotel from September 16th to 19th, 2015.

The company discussed new and emerging information from the Phase I trial of DCVax-Direct in regard to ongoing patient survival and factors associated with such survival. The poster is entitled “Cytokine Production by Human Dendritic Cells When Administered Intratumorally Correlates with Clinical Outcome in Subjects with Advanced Cancers.”

Forty patients were enrolled in the Phase I dose escalation trial to test the safety and feasibility of intratumoral injection of activated DC (aDC) in solid tumors.

Intratumoral injection under image guidance was generally well tolerated and feasible with fevers as the most frequently observed adverse events.

Biopsies of the injected tumors showed appearance of tumor necrosis in 62%, and T cell infiltrates in 54% patients. Clinical outcomes following i.t. injection of activated DC are correlated with DC potency, measured by cytokine production.

As illustrated in the following figure, stabilization of disease was observed in more subjects treated with activated DC that produced high levels of TNF ($p<0.01$). Survival is likewise associated with high production levels of TNFα, and IL- 8. Correlation between disease status at week 8 and overall survival was also significant.

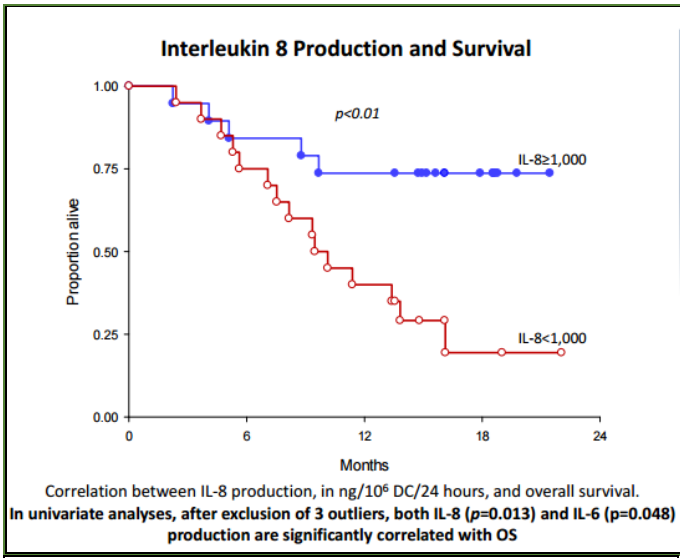

Correlation between IL-8 production, in ng/10^6 DC/24 hours, and overall survival.
In univariate analyses, after exclusion of 3 outliers, both IL-8 (p=0.013) and IL-6 (p=0.048) production are significantly correlated with OS

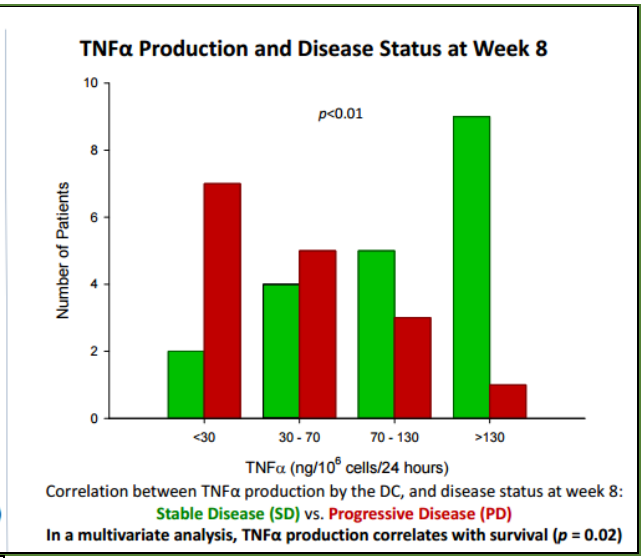

Correlation between TNFα production by the DC, and disease status at week 8:
Stable Disease (SD) vs. Progressive Disease (PD)
In a multivariate analysis, TNFα production correlates with survival (p = 0.02)

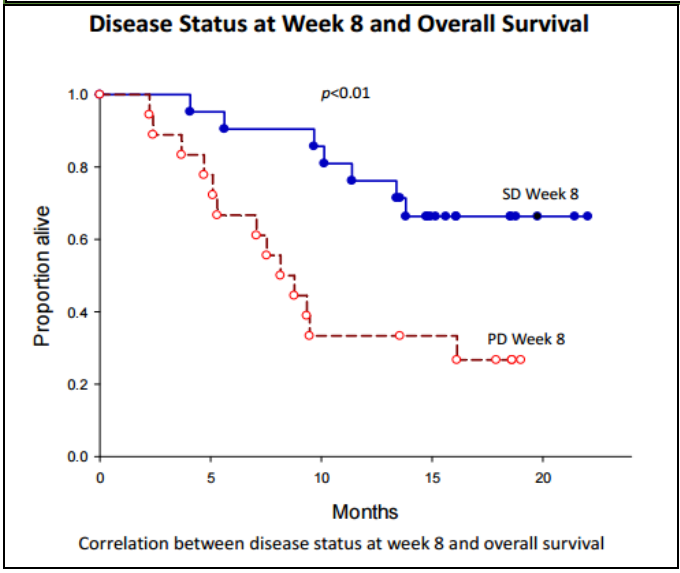

Correlation between disease status at week 8 and overall survival

Our Takeaways from the Phase I Data Presentation

We think data from the ASCO and Immunotherapy Conference presentations are very encouraging. We are especially impressed with these positive results across diverse types of cancers in late stage patients with multiple inoperable tumors who have exhausted other treatment options, and with quite a conservative DCVax-Direct treatment regimen.

We further believe the positive data from the Phase I trial will accelerate the initiation of the planned Phase II trial of DCVax-Direct, which, in addition to the Phase III trial of DCVax-L for brain cancer, will serve as another key value driver the company.

The findings from the Phase I trial also open the door for potential combination therapy of DCVax-Direct with checkpoint inhibitors.

Phase II Trial of DCVax-Direct Planned

Based on the findings from the Phase I trial, the company plans to enhance its **Phase II trials** in several ways, including:

- Using only the preferred activation method of the DCVax dendritic cells.
- Injecting multiple inoperable tumors at each treatment visit, not just one.

- Providing more frequent treatments and a larger total number of treatments.

The company plans to pursue Phase II trials in non-small cell lung cancer and sarcoma, as well as a Phase II trial for multiple diverse types of cancers similar to the Phase I study. The company also plans to expand the trial sites to include countries beyond the U.S.



Update on Phase III of DCVax-L Trial

Recently, some blog articles and social media comments have misunderstanding and wrong reading of the company ongoing **Phase III** trial of DCVax-L for newly diagnosed glioblastoma multiforme (GBM). As such, the company issued a few news releases to clarify and confirm that the Phase III trial is ongoing per the protocol.

According to our understanding, the company's Phase III trial of DCVax®-L for newly diagnosed GBM is ongoing and the patients enrolled in the trial are continuing to be treated per the protocol.

The only change in status of the trial is that new screening of patient candidates for the trial has been temporarily suspended while the Company submits certain information from the trial for regulatory review. Such screening involves the initial evaluation of patient candidates to determine whether they meet eligibility criteria for the trial (e.g., whether they are within the eligible age range, do not have certain viral diseases, etc.). The Company is in the process of preparing the trial information for regulatory review and anticipates submission within the next couple of weeks.

The **Phase III** trial has reached late stage in patient enrollment. Currently there are more than 60 clinical sites open and operating for the trial across the U.S. and in the U.K., Germany and Canada.

The original trial plan involves enrollment of 312 total patients in the trial, and counting 110 "events" of tumor recurrence or patient deaths from among these 312 patients to determine whether the primary endpoint of the trial is met.

NWBO has modified its trial plan so that it will enroll **348 total patients**, and will count 248 "events" from among these 348 total patients to determine whether the primary endpoint of the trial is met. So, the number of "events" counted in the statistical analysis will increase from 110 to 248, but the total enrollment in the trial will only increase from 312 to 348.

So far, over 300 patients have been **recruited and treated** in the trial. And, none of these 300 patients are in the information arm or the pseudo-progression arm, each of which is parallel with the trial but outside the trial.

As far as what information the Company is submitting to regulators, the company responded that such submissions would not normally be discussed in the middle of a regulatory process or dialog, and that the Company plans to report when the process has been completed. This is in accordance with the industry standard in our view. The Company is in ongoing dialog with regulators, and providing further information. The Company hopes that this issue will be resolved soon.

Even with the screening delay, we still anticipate that the Phase III trial will reach its first interim analysis for efficacy in mid-2016 and anticipates that the Phase III trial will reach its primary endpoint PFS (progression free survival) **in late 2016**. According to this schedule, we expect an NDA will be submitted in 2017 and DCVax-L will be approved **in 2018**.

Interim Survival Data of DCVax-L Are Encouraging

In March 2015, NWBO presented encouraging survival data on 51 Glioblastoma multiforme (GBM) brain cancer patients treated with DCVax®-L at the 2nd Immunotherapy of Cancer (ITOC) Conference in Munich, Germany.

The 51 GBM patients were treated in an **Information Arm outside the Company's Phase III clinical trial** because they were not eligible for the trial, due to evidence of early tumor re-growth following 6 weeks of daily radiotherapy and chemotherapy. Overall Survival data is available for all 51 patients; however, MRI images are only available for 46 of the 51 patients. These 46 patients were classified by an independent medical imaging company into 3 groups, as follows. The other 5 patients remained unclassified, due to lack of available images.

The survival to date, for each of these groups of Information Arm patients treated with DCVax-L, is as follows:

- The median OS of the group of 51 Information Arm patients as a whole is 18.3 months. About 30% of the patients (15 of the 51) lived beyond 2 years, and most of these patients (12 of the 15) remain alive.
- The median OS among the 20 rapid-progressors patients is 15.3 months (with patients surviving as long as 37.1 months), compared to expected median OS of 8.3 – 10.8 months with existing treatments, based on published literature on comparable patient populations — a 50% improvement over the expected survival time. Further, one-third of these patients (7 of the 20) lived beyond 18 months – a doubling of the expected survival time with existing treatments.
- The median OS among the 25 indeterminate patients is 21.5 months (with patients surviving as long as 40.7 months), compared to median OS in the general population of newly diagnosed GBM patients of 14.6 months – a 50% improvement over the expected survival time. Further, 9 of these 25 patients remain alive today at more than 24 months, 6 of these 9 patients have exceeded 30 months, and 4 of these 9 patients have reached 35-40+ months.
- 1 pseudo-progressor patient is still alive, with OS of 30.1 months to date.
- The median OS for the 5 unclassified patients is 9.2 months (with patients surviving as long as 30.1 months).

DCVax-L also continues to show an excellent safety profile, with no serious adverse events observed in these Information Arm patients.

We are impressed with these data with all patients treated with DCVax-L are surviving substantially longer than would be expected based on clinical experience reported in the literature.

This survival data, which has been collected by the independent CRO managing the company's Phase III trial, provides an encouraging insight into the potential results of the DCVax-L treatments for newly diagnosed patients in the Phase III trial.

Valuation Very Attractive

Northwest is engaged in the business of developing cell-based immunotherapies for the treatment of various cancers.

NWBO's batch manufacturing process and cryopreservation technology allow for sharp price reduction of DCVax products. In addition to the cost reduction, DCVax is also superior in terms of ease of administration, and higher concentration of DCs.

Both DCVax-L and DCVax-Prostate are in late stage of development and both, if approved, have blockbuster potential. The Company needs to find a partner for DCVax-Prostate. In addition, NWBO just reported encouraging positive data from its Phase I trial of its third candidate DCVax-Direct for solid tumors.

Currently, the Company shares are trading at about $1.4 per share which values the Company at about $143 million based on 102 million shares outstanding. This is certainly a discount compared to its peers. Most small biotech companies of development stage are valued from $50 million to $1 billion depending on how advanced the pipeline is and which indications the company is targeting. NWBO is a late stage development biotech company, and its lead candidate DCVax-L is under a Phase III clinical trial. Another lead candidate DCVax-Prostate is also cleared for a Phase III trial. Market potential is huge for either product.

We estimate DCVax –L will be approved in 2018 with a 75% probability. Sales of DCVax-L will reach $300 million and EPS will be $1.05 in 2020. We think a 30x P/E multiple is appropriate for NWBO, and then we come up with our fair value of $8 for the DCVax-L using 30% discount for 4 years.

Our price target values NWBO at $816 million in market cap. Apparently, risk is high for NWBO at this stage. Both clinical and regulatory hurdles are still high. And cash burn is another concern. As the company moves forward with the Phase III of DCVax-L and Phase II DCVax-Direct, R&D expense will soar. We will keep a close eye on the company's balance sheet.

PROJECTED INCOME STATEMENT

	2015A (Dec)					2016E (Dec)					2017E (Dec)	2018E (Dec)	2019E (Dec)	2020E (Dec)
$ in million except per share data	Q1	Q2	Q3	Q4	FYA	Q1	Q2	Q3	Q4	FYE	FYE	FYE	FYE	FYE
Product Sales	$0.00	$0.00	$0.00	$0.00	$0.00	$0.00	$0.00	$0.00	$0.00	$0.00	$0.00	$75.00	$150.00	$300.00
Contract R&D from related parties	$0.00	$0.00	$0.00	$0.00	$0.00	$0.00	$0.00	$0.00	$0.00	$0.00	$0.00	$0.00	$0.00	$0.00
Research grants and other	$0.19	$0.39	$0.29	$0.86	$1.74	$0.45	$0.45	$0.45	$0.45	$1.80	$0.00	$0.00	$0.00	$0.00
Total Revenues	**$0.19**	**$0.39**	**$0.29**	**$0.86**	**$1.74**	**$0.45**	**$0.45**	**$0.45**	**$0.45**	**$1.80**	**$0.00**	**$75.00**	**$150.00**	**$300.00**
YOY Growth	-	-	*-50.0%*	*-1.0%*	*19.6%*	*132.0%*	*15.1%*	*54.6%*	*-47.9%*	*3.5%*	-	*#DIV/0!*	*100.0%*	*100.0%*
CoGS	0.00	0.00	0.00	0.00	0.00	0.00	0.00	0.00	0.00	0.00	0.00	11.25	22.50	45.00
Gross Income	**$0.19**	**$0.39**	**$0.29**	**$0.86**	**$1.74**	**$0.45**	**$0.45**	**$0.45**	**$0.45**	**$1.80**	**$0.00**	**$63.75**	**$127.50**	**$255.00**
Gross Margin	*100.0%*	*100.0%*	*100.0%*	*100.0%*	*100.0%*	*100.0%*	*100.0%*	*100.0%*	*100.0%*	*100.0%*	*#DIV/0!*	*85.0%*	*85.0%*	*85.0%*
R&D	$19.70	$29.43	$9.17	$44.81	$103.12	$20.00	$25.00	$30.00	$35.00	$110.00	$50.00	$50.00	$50.00	$50.00
% R&D	*10156.2%*	*7527.9%*	*3151.2%*	*5192.7%*	*5929.8%*	*4444.4%*	*5555.6%*	*6666.7%*	*7777.8%*	*6111.1%*	*#DIV/0!*	*66.7%*	*33.3%*	*16.7%*
SG&A	$3.32	$9.81	$4.33	$7.44	$24.90	$5.00	$6.00	$7.00	$8.00	$26.00	$30.00	$35.00	$40.00	$45.00
% SG&A	*1710.8%*	*2509.2%*	*1489.3%*	*862.0%*	*1432.0%*	*1111.1%*	*1333.3%*	*1555.6%*	*1777.8%*	*1444.4%*	*#DIV/0!*	*46.7%*	*26.7%*	*15.0%*
Other expenses	$0.00	$0.00	$0.00	$0.00	$0.00	$0.00	$0.00	$0.00	$0.00	$0.00	$0.00	$0.00	$0.00	$0.00
% Other	-	-	-	-	-	-	-	-	-	-	-	-	-	-
Operating Income	**($22.8)**	**($38.9)**	**($13.2)**	**($51.4)**	**($126.3)**	**($24.6)**	**($30.6)**	**($36.6)**	**($42.6)**	**($134.2)**	**($80.0)**	**($21.3)**	**$37.5**	**$160.0**
Operating Margin	-	-	-	-	-	-	-	-	-	-	-	-	-	-
Other Net	($23.6)	($28.0)	$35.8	$27.3	$11.5	$0.0	$0.0	$0.0	$0.0	$0.0	($2.5)	($2.5)	($2.5)	($2.5)
Pre-Tax Income	**($46.4)**	**($66.8)**	**$22.6**	**($24.1)**	**($114.7)**	**($24.6)**	**($30.6)**	**($36.6)**	**($42.6)**	**($134.2)**	**($82.5)**	**($23.8)**	**$35.0**	**$157.5**
Income taxes(benefit)	$0.0	$0.0	$0.0	$0.0	$0.0	$0.0	$0.0	$0.0	$0.0	$0.0	$0.0	$0.0	$0.0	$0.0
Tax Rate	-	-	-	-	-	-	-	-	-	-	-	-	-	-
Reported Net Income	**($46.4)**	**($66.8)**	**$22.6**	**($24.1)**	**($114.7)**	**($24.6)**	**($30.6)**	**($36.6)**	**($42.6)**	**($134.2)**	**($82.5)**	**($23.8)**	**$35.0**	**$157.5**
YOY Growth	-	-	-	-	-	-	-	-	-	-	-	-	-	-
Net Margin	-	-	-	-	-	-	-	-	-	-	-	-	-	-
Diluted Shares Out	*69.4*	*75.6*	*78.1*	*87.8*	*77.7*	*100.0*	*106.0*	*112.0*	*120.0*	*109.5*	*120.0*	*130.0*	*140.0*	*150.0*
Reported EPS	**($0.67)**	**($0.88)**	**$0.29**	**($0.27)**	**($1.48)**	**($0.25)**	**($0.29)**	**($0.33)**	**($0.35)**	**($1.23)**	**($0.69)**	**($0.18)**	**$0.25**	**$1.05**
YOY Growth	-	-	-	-	-	-	-	-	-	-	-	-	-	-
One time charge	*$23.60*	*$27.99*	*($35.83)*	*($27.31)*	*($11.54)*	*$0.00*	*$0.00*	*$0.00*	*$0.00*	*$0.00*	*$0.00*	*$0.00*	*$0.00*	*$0.00*
Non GAAP Net Income	**($22.8)**	**($38.9)**	**($13.2)**	**($51.4)**	**($126.3)**	**($24.6)**	**($30.6)**	**($36.6)**	**($42.6)**	**($134.2)**	**($82.5)**	**($23.8)**	**$35.0**	**$157.5**
Non GAAP EPS	**($0.33)**	**($0.51)**	**($0.17)**	**($0.59)**	**($1.63)**	**($0.25)**	**($0.29)**	**($0.33)**	**($0.35)**	**($1.23)**	**($0.69)**	**($0.18)**	**$0.25**	**$1.05**

Source: Company filings and Zacks estimates

© Copyright 2016, Zacks Investment Research. All Rights Reserved.

HISTORICAL STOCK PRICE

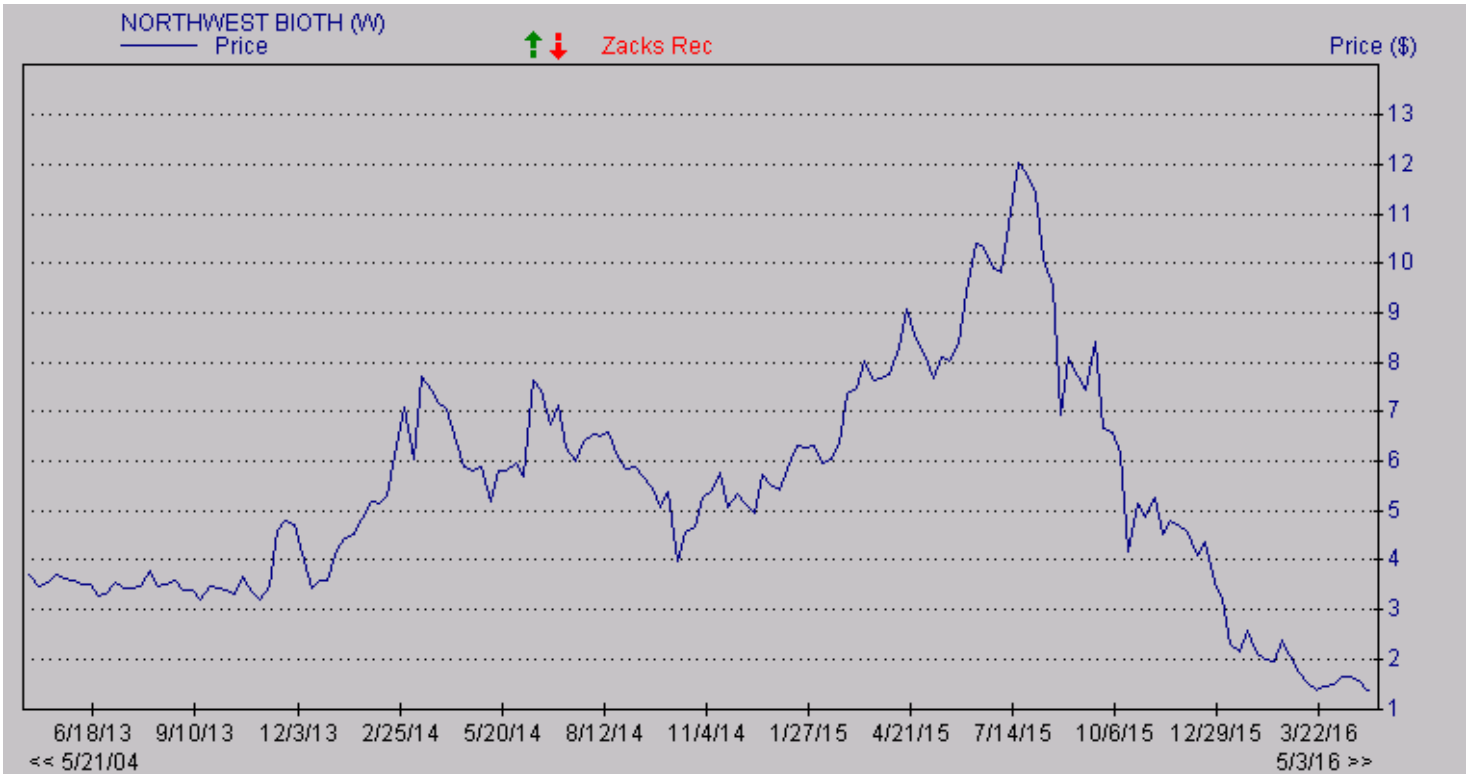

DISCLOSURES

The following disclosures relate to relationships between Zacks Small-Cap Research ("Zacks SCR"), a division of Zacks Investment Research ("ZIR"), and the issuers covered by the Zacks SCR Analysts in the Small-Cap Universe.

ANALYST DISCLOSURES

I, Grant Zeng, CFA, hereby certify that the view expressed in this research report accurately reflect my personal views about the subject securities and issuers. I also certify that no part of my compensation was, is, or will be, directly or indirectly, related to the recommendations or views expressed in this research report. I believe the information used for the creation of this report has been obtained from sources I considered to be reliable, but I can neither guarantee nor represent the completeness or accuracy of the information herewith. Such information and the opinions expressed are subject to change without notice.

INVESMENT BANKING, REFERRALS, AND FEES FOR SERVICE

Zacks SCR does not provide nor has received compensation for investment banking services on the securities covered in this report. Zacks SCR does not expect to receive compensation for investment banking services on the Small-Cap Universe. Zacks SCR may seek to provide referrals for a fee to investment banks. Zacks & Co., a separate legal entity from ZIR, is, among others, one of these investment banks. Referrals may include securities and issuers noted in this report. Zacks & Co. may have paid referral fees to Zacks SCR related to some of the securities and issuers noted in this report. From time to time, Zacks SCR pays investment banks, including Zacks & Co., a referral fee for research coverage.

Zacks SCR has received compensation for non-investment banking services on the Small-Cap Universe, and expects to receive additional compensation for non-investment banking services on the Small-Cap Universe, paid by issuers of securities covered by Zacks SCR Analysts. Non-investment banking services include investor relations services and software, financial database analysis, advertising services, brokerage services, advisory services, equity research, investment management, non-deal road shows, and attendance fees for conferences sponsored or co-sponsored by Zacks SCR. The fees for these services vary on a per client basis and are subject to the number of services contracted. Fees typically range between ten thousand and fifty thousand USD per annum.

POLICY DISCLOSURES

© Copyright 2016, Zacks Investment Research. All Rights Reserved.

Zacks SCR Analysts are restricted from holding or trading securities placed on the ZIR, SCR, or Zacks & Co. restricted list, which may include issuers in the Small-Cap Universe. ZIR and Zacks SCR do not make a market in any security nor do they act as dealers in securities. Each Zacks SCR Analyst has full discretion on the rating and price target based on his or her own due diligence. Analysts are paid in part based on the overall profitability of Zacks SCR. Such profitability is derived from a variety of sources and includes payments received from issuers of securities covered by Zacks SCR for services described above. No part of analyst compensation was, is or will be, directly or indirectly, related to the specific recommendations or views expressed in any report or article.

ADDITIONAL INFORMATION

Additional information is available upon request. Zacks SCR reports are based on data obtained from sources we believe to be reliable, but are not guaranteed as to be accurate nor do we purport to be complete. Because of individual objectives, this report should not be construed as advice designed to meet the particular investment needs of any investor. Any opinions expressed by Zacks SCR Analysts are subject to change without notice. Reports are not to be construed as an offer or solicitation of an offer to buy or sell the securities herein mentioned.

ZACKS RATING & RECOMMENDATION

ZIR uses the following rating system for the 1079 companies whose securities it covers, including securities covered by Zacks SCR:
Buy/Outperform: The analyst expects that the subject company will outperform the broader U.S. equity market over the next one to two quarters.
Hold/Neutral: The analyst expects that the company will perform in line with the broader U.S. equity market over the next one to two quarters.
Sell/Underperform: The analyst expects the company will underperform the broader U.S. Equity market over the next one to two quarters.

The current distribution is as follows: Buy/Outperform- 16.6%, Hold/Neutral- 76.5%, Sell/Underperform – 6.0%. Data is as of midnight on the business day immediately prior to this publication.