Zacks Small-Cap Research

March 18, 2015
Grant Zeng, CFA
312-265-9466
gzeng@zacks.com

scr.zacks.com
10 S. Riverside Plaza, Chicago, IL 60606

# Celator Pharma (CPXX-NASDAQ)

**CPXX**: balance sheet remains strong, DSMB recommends Phase III to continue, top line data expected to be available in 2Q15---– Outperform

| | |
|---|---|
| **Current Recommendation** | **Outperform** |
| Prior Recommendation | N/A |
| Date of Last Change | 04/15/2014 |
| Current Price (03/17/15) | $2.28 |
| **12-Month Target Price** | **$7.00** |

## OUTLOOK

Celator is a late stage drug development company with a focus on cancer. The Company has a pipeline based on its unique proprietary CombiPlex platform technology and liposomal/nanoparticle delivery system.

Its lead candidate CPX-351 is a combination of cytarabine and daunorubicin co-encapsulated in a synergistic ratio. CPX-351is in an ongoing Phase III trial and top line data will be available in 2Q15.

Fundamentals of Celator are strong and we are optimistic about the prospect of the company. We rate the shares of the company Outperform.

## SUMMARY DATA

| | |
|---|---|
| **52-Week High** | **$3.37** |
| **52-Week Low** | **$1.70** |
| **One-Year Return (%)** | **-31.06** |
| **Beta** | **-4.07** |
| **Average Daily Volume (sh)** | **178,678** |
| **Shares Outstanding (mil)** | **34** |
| **Market Capitalization ($mil)** | **$77** |
| **Short Interest Ratio (days)** | **0.44** |
| **Institutional Ownership (%)** | **N/A** |
| **Insider Ownership (%)** | **N/A** |
| **Annual Cash Dividend** | **$0.00** |
| **Dividend Yield (%)** | **0.00** |
| **5-Yr. Historical Growth Rates** | |
| **Sales (%)** | **N/A** |
| **Earnings Per Share (%)** | **N/A** |
| **Dividend (%)** | **N/A** |
| **P/E using TTM EPS** | **N/A** |
| **P/E using 2014 Estimate** | **N/A** |
| **P/E using 2015 Estimate** | **N/A** |
| **Zacks Rank** | **N/A** |

| | |
|---|---|
| **Risk Level** | **N/A,** |
| **Type of Stock** | **N/A** |
| **Industry** | **Pharmaceutical** |
| **Zacks Rank in Industry** | **N/A** |

## ZACKS ESTIMATES

**Revenue**
(in millions of $)

| | Q1 (Mar) | Q2 (Jun) | Q3 (Sep) | Q4 (Dec) | Year (Dec) |
|---|---|---|---|---|---|
| 2014 | 0.00 A | 0.00 A | 0.00 A | 0.00 A | 0.00 A |
| 2015 | 0.00 E | 0.00 E | 0.00 E | 0.00 E | 0.00 E |
| 2016 | | | | | 0.00 E |
| 2017 | | | | | 3.50 E |

**Earnings per Share**
(EPS is operating earnings before non recurring items)

| | Q1 (Mar) | Q2 (Jun) | Q3 (Sep) | Q4 (Dec) | Year (Dec) |
|---|---|---|---|---|---|
| 2014 | -$0.16 A | -$0.18 A | -$0.21 A | -$0.07 A | -$0.62 A |
| 2015 | -$0.12 E | -$0.12 E | -$0.11 E | -$0.10 E | -$0.45 E |
| 2016 | | | | | -$0.49 E |
| 2017 | | | | | -$0.49 E |

Zacks Projected EPS Growth Rate - Next 5 Years % **N/A**

© Copyright 2015, Zacks Investment Research. All Rights Reserved.

## WHAT'S NEW

- ***Celator exited 2014 with a strong balance sheet;***
- ***DSMB recommends Phase III of CPX-351 to continue;***
- ***Top line data for Phase III CPX-351 expected in 2Q15, overall survival data in 1Q16;***
- ***Interim Data of Phase II CPX-351 Presented at ASH Meeting***
- ***Valuation attractive;***

### *CPXX Exited 2014 with a Strong Balance Sheet*

There was no revenue for 4Q14 and fiscal 2014.

R&D Expenses decreased to $2.7 million for 4Q14, compared to $3.4 million for the same period in 2013. For fiscal 2014, R&D expenses increased to $11.9 million from $9.4 million for the same period in 2013. The full year increase in R&D expenses was largely due to an increase in clinical and regulatory activities during the year related to the Phase III study of CPX-351 and technology advancement of the CombiPlex platform.

G&A Expenses for 4Q14 increased to $1.8 million and $7.3 million for the three months and year ended December 31, 2014, respectively, from $1.5 million and $5.4 million for the same periods in 2013. The increase was primarily attributable to increases in commercial operations expense, compensation and stock option expense.

Net loss was $2.4 million and $16.9 million for the three months and year ended December 31, 2014, respectively, as compared to $3.4 million and $20.8 million for the same periods in 2013.

As of December 31, 2014, Celator held **$32.4 million in cash** and cash equivalents.

On Oct. 28, 2014, Celator completed an underwritten public offering of 7,602,823 shares of common stock and warrants to purchase up to 760,282 shares of its common stock, including the exercise in full of the underwriters' over-allotment option to purchase up to an additional 991,673 units.

The financing is offered in units. One unit consists of one share of common stock and a warrant to purchase 0.10 of a share of common stock at a price of $1.95 per unit. The shares of common stock and the warrants are immediately separable and will be issued separately. The warrants will be exercisable upon issuance at an exercise price of $3.58 per whole share and will have a term of five years. The net proceeds to Celator, after underwriting discounts and commissions and estimated offering expenses, were approximately $13.5 million.

We welcome the new financing which has a favorable term. The Company priced the shares at $1.95 per share which is 13% higher than its previous closing market price of $1.72. This new financing immediately boosted the balance sheet of the Company.

In May, 2014, Celator entered into a loan agreement with **Hercules Technology Growth Capital** (HTGC), a specialty finance company that provides customized debt financing to companies in life sciences and technology-related markets. Hercules will provide Celator with access to a term loan of **up to $15 million.**

The first $10 million of the term loan was funded at closing, and is repayable in installments over forty-two months, including an initial interest-only period of twelve months after closing. The interest-only period is extendable to October 2015, contingent upon completion of certain related development milestones. Pursuant to the loan and security agreement, Celator issued Hercules a warrant to purchase

158,006 shares of the Company's common stock at an exercise price of $2.67 per share. The remaining $5 million of the term loan can be drawn down at Celator's option at any time between December 15, 2014 and March 31, 2015. If Celator draws down **the remaining $5 million** of the term loan, the warrant will become exercisable for an additional 52,669 shares of the Company's common stock.

**Also in Jan, 2015**, CPXX received approximately $1,937,000 from the sale of its net operating losses under the New Jersey Technology Business Tax Certificate Transfer Program for the year 2014.

Current cash balance, coupled with projected cash flows, will allow the Company to carry its operations into the **2nd half of 2016**.

***The DSMB Recommends Phase III to Continue***

On Dec. 1, 2014, Celator announced that the independent Data and Safety Monitoring Board (DSMB) for the Company's Phase III clinical study of CPX-351 has completed a **second planned safety review** and recommended that the study continue as planned without any modifications.

The DSMB decision was based on the safety analysis of the first 225 randomized patients, out of a total of 309 patients who were enrolled in the study. The DSMB will conduct an additional review after all patients become evaluable for safety review.

Celator's lead clinical program **CPX-351** is a 5:1 synergistic ratio of cytarabine:daunorubicin, co-encapsulated in a nano-scale liposome, based on Celator's **CombiPlex** technology platform.

In December 2012, Celator initiated a **pivotal Phase III study** of CPX-351 in partnership with the Leukemia & Lymphoma Society® (LLS). This is a multicenter, randomized, open-label Phase III study of CPX-351 versus the current standard of care, conventional cytarabine and daunorubicin therapy (7+3) in patients with untreated high-risk (secondary) acute myeloid leukemia **(sAML).** Patients were randomized to receive CPX-351 (100u/$m^2$; Days 1, 3, 5) or conventional 7+3 chemotherapy. The primary efficacy endpoint of the study is overall survival. Secondary endpoints include complete response (CR+CRi) rate, duration of remission, 30- and 60-day mortality, event-free survival, aplasia rate, and rate of stem cell transplant.

In December 2013, the independent Data and Safety Monitoring Board (DSMB) reviewed the first 75 patients and recommended the study continue as planned without any modifications.

The DSMB decision is in line with our expectations. It's not a surprise to us because CPX-351 already demonstrated excellent safety profile in previous clinical studies.

***We Look Forward to the Release of Efficacy Data***

In October, 2014, Celator completed the targeted enrollment of 300 patients.

The Company is on track to announce remission rate data, a secondary endpoint in **2Q15**. Overall survival data is expected to be available in **1Q16** with the NDA anticipated to be filed in the **2H16**. We estimate CPX-351 to be approved in late 2017 or early 2018 by the FDA.

Celator is also conducting a **Phase II** pharmacokinetic and pharmacodynamics **(PK/PD)** study evaluating the effects of CPX-351 on cardiac repolarization in adult patients with acute hematologic malignancies, including acute myeloid leukemia (AML), acute lymphoblastic leukemia (ALL), and myelodysplastic syndrome (MDS). This study will also include patients with moderate baseline hepatic and renal impairment, extending the range of safety and pharmacokinetic observations to this important group of patients.

This PK/PD study is an open-label, single-arm, thorough PK/PD assessment, which will support the NDA filing for CPX-351.

The FDA granted **Fast Track designation** for CPX-351for the treatment of elderly patients with secondary AML. If approved, CPX-351 may ultimately replace 7+3 on the basis of improved efficacy and acceptable safety.

***Interim Data of Phase II CPX-351 Presented at ASH Meeting***

In December, 2014, CPXX presented interim clinical data from an ongoing investigator-initiated study of CPX-351 in adults with untreated high-risk myelodysplastic syndrome (MDS) and AML at high risk of treatment-related mortality at the ASH meeting.

In this study, patients were randomized to receive lower doses of CPX-351 at either 32 or 64 units/$m^2$ by 90-minute infusion on days 1, 3, and 5.

The 32 unit/$m^2$ dose level continues to enroll and now has 15 patients. The historical rate of 30-day mortality for patients eligible for the study is reported to be 31%. The 64 unit/$m^2$ dose level observed a similar rate of 30-day mortality and is thought to be unlikely to reduce the rate further. Objective responses have been observed at both dose levels.

Patients who historically were considered 'unfit' to receive intensive chemotherapy are typically at high risk for treatment-related mortality or therapeutic resistance, but there is no agreed upon approach to define these patients. This study is the first of a series of studies that will attempt to define the "unfit" population and how best to use CPX-351 in patients who may not be able to tolerate the dose and schedule used in more intensive treatment regimens.

***CPXX Initiates PK/PD Clinical Study of CPX-351 to Support NDA Filing***

On August 19, 2014, CPXX announced that the first patient has been enrolled in a **Phase II** pharmacokinetic and pharmacodynamics (PK/PD) study evaluating the effects of CPX-351 (cytarabine:daunorubicin) Liposome Injection on cardiac repolarization in adult patients with acute hematologic malignancies, including acute myeloid leukemia (AML), acute lymphoblastic leukemia (ALL), and myelodysplastic syndrome (MDS). This study will also include patients with moderate baseline hepatic and renal impairment, extending the range of safety and pharmacokinetic observations to this important group of patients.

This Phase II PK/PD study is an open-label, single-arm, thorough PK/PD assessment. The study will

- measure the effects of CPX-351 on cardiac repolarization following the first induction cycle of CPX-351;
- assess the impact of moderate hepatic impairment on cytarabine and daunorubicin pharmacokinetics;
- assess the impact of moderate renal impairment on cytarabine and daunorubicin pharmacokinetics.

According to the protocol, the study is expected to enroll 36 patients. Each patient will receive a first induction of CPX-351 on days 1, 3 and 5 and, if necessary, a second induction for patients with reduced leukemia/MDS burden not yet achieving a leukemia/MDS-free state. Responding patients are eligible for up to four consolidation courses. Analysis of treatment impact on cardiac electrophysiology, as measured by the QTc interval, and PK assessments will be performed only following the first induction course.

This Phase II study is being conducted to support the NDA for CPX-351.

***Preclinical Data for CPX-351 Support Ongoing Pediatric Phase I Trial***

On September 15, 2014, CPXX announced the publication of **preclinical data** in Pediatric Blood & Cancer. The title of the publication is "Efficacy of CPX-351, (Cytarabine:Daunorubicin) Liposome Injection, Against Acute Lymphoblastic Leukemia Xenograft Models of the Pediatric Preclinical Testing Program."

The efficacy of CPX-351 was studied against a panel of aggressive and chemoresistant childhood ALL **xenograft models**. The results show that CPX-351 administered at 5 units/kg demonstrated potent anti-leukemic activity in vivo and was highly efficacious against all xenograft models tested, inducing complete responses in four B-lineage xenografts and a partial response in one T-lineage xenograft. The dose used provided clinically relevant plasma drug exposure and correlated to the pharmacokinetic properties observed in patients with AML.

The preclinical data further demonstrated the potential of CPX-351 in hematological malignancies and support its ongoing **Phase I** clinical testing in pediatric patients with ALL.

***CPX-351 to be Explored in Additional Patient Populations***

In addition to the Phase III study of CPX-351 for sAML, Celator is also studying CPX-351 in **other patient populations**. Parallel development in **other AML patient populations** and other **hematologic malignancies** is underway, which include:

- A **Phase II** study in high-risk myelodysplastic syndromes (MDS) and AML patients at increased risk of treatment-related mortality is ongoing at Fred Hutchinson Cancer Research Center.
- Another ongoing **Phase II** study of AML and high-risk MDS patients who have relapsed or are refractory to prior hypomethylating agents is conducted at Stanford University.
- A **Phase I/II** study of CPX-351 as a pre-conditioning regimen prior to hematopoietic stem cell transplantation (HSCT) in AML and high-risk MDS patients is conducted at Cornell University.
- Ongoing **Phase I/II** study in pediatric, adolescent and young adult patients with relapsed or refractory hematologic malignancies (COG Pilot Study) at Cincinnati Children's Hospital.
- Planned **Phase II** study to initiate in 2014 of newly diagnosed AML patients at high risk for induction mortality at MD Anderson Cancer Center.

The development of CPX-351 in other patient populations will help establish the utility of the drug. The differentiation strategy being pursued is for CPX-351 to replace the standard of care, the 7+3 regimen, in AML. There has been interest among hematologists in extending the use of CPX-351 to other hematologic malignancies such as myelodysplastic syndrome and acute lymphoblastic leukemia based on data obtained in Celator’s clinical studies as well as in preclinical studies.

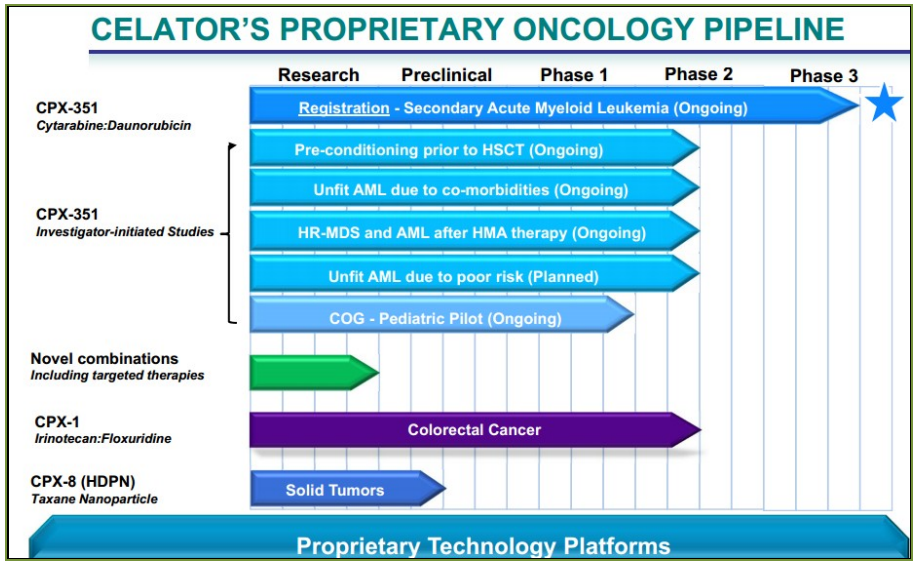


## *New Applications Announced for CombiPlex Platform for Targeted Therapies*

At the Analyst Day meeting, Celator also announced plans to widen its application to include **molecularly targeted therapies** from its CombiPlex platform. Data from the new applications are expected by **3Q2015**. Three areas of applications have been identified:

- Combinations targeting major signaling pathways associated with major cancer indications:
  - Inhibitors of PI3K/AKT/mTOR pathway in combination with
  - Inhibitors of Ras/Raf/MEK/ERK pathway
- Combinations of existing chemotherapeutics with molecularly targeted agents:
  - Active cytotoxics such as taxanes in combination with
  - Cellular response modulators that control apoptosis
- Combinations of epigenetic modulators:
  - Histone deacetylase inhibitors in combination with
  - Hypomethylating agents

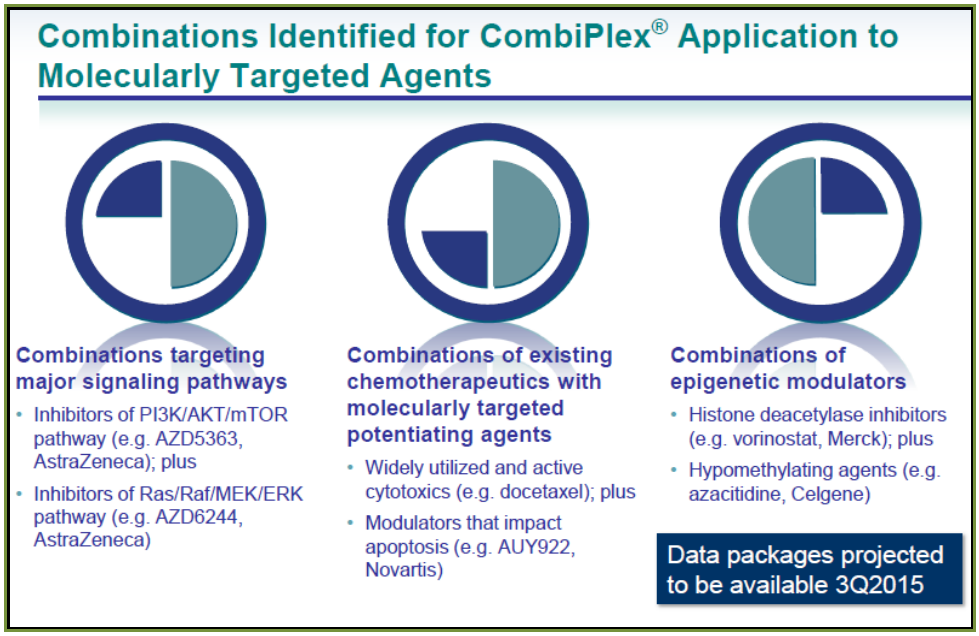


It's our belief that the new applications will generate promising new product candidates for internal as well as establish proof of principle to support potential research and development collaborations.

## *Valuation Attractive*

We maintain an Outperform rating on Celator shares and reiterate our 12-month price target of $7.00.

Celator is a late stage specialty pharmaceutical company with a focus on cancer. The company has built a decent pipeline using its unique, proprietary **CombiPlex** platform technology and **liposome/nanoparticle** delivery system.

Celator's lead clinical program **CPX-351** is in a **Phase III** clinical trial and top line data will be available in 2Q15. CPX-351 targets **AML** patients. Completed Phase II studies demonstrated that CPX-351 was safe and well tolerated in AML patients and that the drug candidate achieved significant efficacy improvements over control in high-risk AML patient populations such as secondary AML and poor-risk first relapse patients. Based on the positive Phase II data, we believe CPX-351 has a high success rate in the ongoing Phase III study. We expect CPX-351 to be approved by the FDA in late 2017 and by the EMA in 2018.

Celator's second program is **CPX-1** for **CRC.** CPX-1 has completed a **Phase II** clinical trial for CRC. Other than CPX-351 and CPX-1, Celator has two preclinical programs: CPX-571 and CPX-8 for solid tumors.

In terms of valuation, we think Celator's shares are undervalued at current market price. Currently Celator shares are trading at about $2.30 per share, which represents a market cap of $78 million based on 34 million outstanding shares. This undervalues Celator based on its relatively strong fundamentals. According to our model, we expect CPX-351 to be approved in 2017 by the FDA and in 2018 by the EMA. We model Celator will become profitable (EPS of $0.03) in 2018 based on CPX-351 sales of $35 million. Sales of CPX-351 will accelerate in 2019 after the company gains marketing experience and further market penetration. If we use a P/E multiple of 30x, coupled with EPS of $0.62 in 2019, and discounted at 28% for 4 years, we come up with our price target of $7.00, which represents a market cap of $238 million.

But keep in mind the **risks**. Since Celator is still a clinical stage company, there are still **clinical** and **regulatory** hurdles for the company to overcome. Even when CPX-351 is approved, there are still **commercial risks** since CPX-351 will be the first commercial product for the company. In addition, general market condition will also have significant impact on the company's share price. However, overall, we believe Celator is a name for investors with a long term investment horizon and high risk tolerance.

## PROJECTED INCOME STATEMENT

| | 2014 (Dec) | | | | | 2015E (Dec) | | | | | 2016E (Dec) | 2017E (Dec) | 2018E (Dec) | 2019E (Dec) |
|---|---|---|---|---|---|---|---|---|---|---|---|---|---|---|
| $ in million except per share data | Q1A | Q2A | Q3A | Q4 | FYA | Q1E | Q2E | Q3E | Q4E | FYE | FYE | FYE | FYE | FYE |
| Product revenue | $0.00 | $0.00 | $0.00 | $0.00 | $0.00 | $0.00 | $0.00 | $0.00 | $0.00 | $0.00 | $0.00 | $3.50 | $35.00 | $75.00 |
| Other revenue | $0.00 | $0.00 | $0.00 | $0.00 | $0.00 | $0.00 | $0.00 | $0.00 | $0.00 | $0.00 | $0.00 | $0.00 | $0.00 | $0.00 |
| **Total Revenues** | **$0.00** | **$0.00** | **$0.00** | **$0.00** | **$0.00** | **$0.00** | **$0.00** | **$0.00** | **$0.00** | **$0.00** | **$0.00** | **$3.50** | **$35.00** | **$75.00** |
| YOY Growth | - | - | - | - | - | - | - | - | - | - | - | - | 900.0% | 114.3% |
| *CoGS* | 0.00 | 0.00 | 0.00 | 0.00 | 0.00 | 0.00 | 0.00 | 0.00 | 0.00 | 0.00 | 0.00 | 0.53 | 5.25 | 11.25 |
| **Gross Income** | **$0.00** | **$0.00** | **$0.00** | **$0.00** | **$0.00** | **$0.00** | **$0.00** | **$0.00** | **$0.00** | **$0.00** | **$0.00** | **$2.98** | **$29.75** | **$63.75** |
| Gross Margin | - | - | - | - | - | - | - | - | - | - | - | 85.0% | 85.0% | 85.0% |
| R&D | $2.33 | $2.80 | $3.20 | $2.02 | $10.35 | $2.00 | $1.95 | $1.85 | $1.70 | $7.50 | $10.00 | $13.50 | $15.00 | $17.50 |
| % R&D | - | - | - | - | - | - | - | - | - | - | - | 385.7% | 42.9% | 23.3% |
| SG&A | $1.89 | $1.73 | $1.87 | $1.80 | $7.29 | $1.82 | $1.95 | $2.00 | $2.20 | $7.97 | $8.50 | $10.50 | $12.50 | $15.00 |
| %SG&A | - | - | - | - | - | - | - | - | - | - | - | - | - | - |
| Other | $0.05 | $0.05 | $0.05 | $0.13 | $0.27 | $0.05 | $0.05 | $0.05 | $0.05 | $0.20 | $0.50 | $0.50 | $0.50 | $0.00 |
| **Operating Income** | **($4.3)** | **($4.6)** | **($5.1)** | **($3.9)** | **($17.9)** | **($3.9)** | **($4.0)** | **($3.9)** | **($4.0)** | **($15.7)** | **($19.0)** | **($21.5)** | **$1.8** | **$31.3** |
| Operating Margin | - | - | - | - | - | - | - | - | - | - | - | - | - | 41.67% |
| Other Net | ($0.0) | ($0.2) | ($0.4) | ($0.3) | ($0.9) | ($0.2) | ($0.2) | ($0.2) | ($0.2) | ($0.8) | ($0.8) | ($0.5) | ($0.1) | ($0.1) |
| **Pre-Tax Income** | **($4.3)** | **($4.8)** | **($5.5)** | **($4.3)** | **($18.8)** | **($4.1)** | **($4.2)** | **($4.1)** | **($4.2)** | **($16.5)** | **($19.8)** | **($22.0)** | **$1.7** | **$31.2** |
| Income taxes(benefit) | $0.0 | $0.0 | $0.0 | ($1.9) | ($1.9) | $0.0 | $0.0 | $0.0 | $0.0 | $0.0 | ($1.0) | $0.0 | $0.0 | $0.0 |
| Tax Rate | - | - | - | - | - | - | - | - | - | - | - | - | - | - |
| **Reported Net Income** | **($4.3)** | **($4.8)** | **($5.5)** | **($2.4)** | **($16.9)** | **($4.1)** | **($4.2)** | **($4.1)** | **($4.2)** | **($16.5)** | **($18.8)** | **($22.0)** | **$1.7** | **$31.2** |
| YOY Growth | - | - | - | - | - | - | - | - | - | - | - | - | - | - |
| Net Margin | - | - | - | - | - | - | - | - | - | - | - | | | |
| Diluted Shares Out | 26.0 | 26.1 | 26.1 | 31.5 | 27.4 | 33.7 | 35.0 | 37.5 | 40.0 | 36.6 | 38.5 | 45.0 | 48.5 | 50.0 |
| **Reported EPS** | **($0.16)** | **($0.18)** | **($0.21)** | **($0.07)** | **($0.62)** | **($0.12)** | **($0.12)** | **($0.11)** | **($0.10)** | **($0.45)** | **($0.49)** | **($0.49)** | **$0.03** | **$0.62** |
| *One time charge* | *$0.00* | *$0.00* | *$0.00* | *$0.00* | *$0.00* | *$0.00* | *$0.00* | *$0.00* | *$0.00* | *$0.00* | *$0.00* | *$0.00* | *$0.00* | *$0.00* |
| **Non GAAP Net Income** | **($4.3)** | **($4.8)** | **($5.5)** | **($2.4)** | **($16.9)** | **($4.1)** | **($4.2)** | **($4.1)** | **($4.2)** | **($16.5)** | **($18.8)** | **($22.0)** | **$1.7** | **$31.2** |
| **Non GAAP EPS** | **($0.16)** | **($0.18)** | **($0.21)** | **($0.07)** | **($0.62)** | **($0.12)** | **($0.12)** | **($0.11)** | **($0.10)** | **($0.45)** | **($0.49)** | **($0.49)** | **$0.03** | **$0.62** |

*Source: company filings and Zacks estimates*

© Copyright 2015, Zacks Investment Research. All Rights Reserved.

## HISTORICAL ZACKS RECOMMENDATIONS

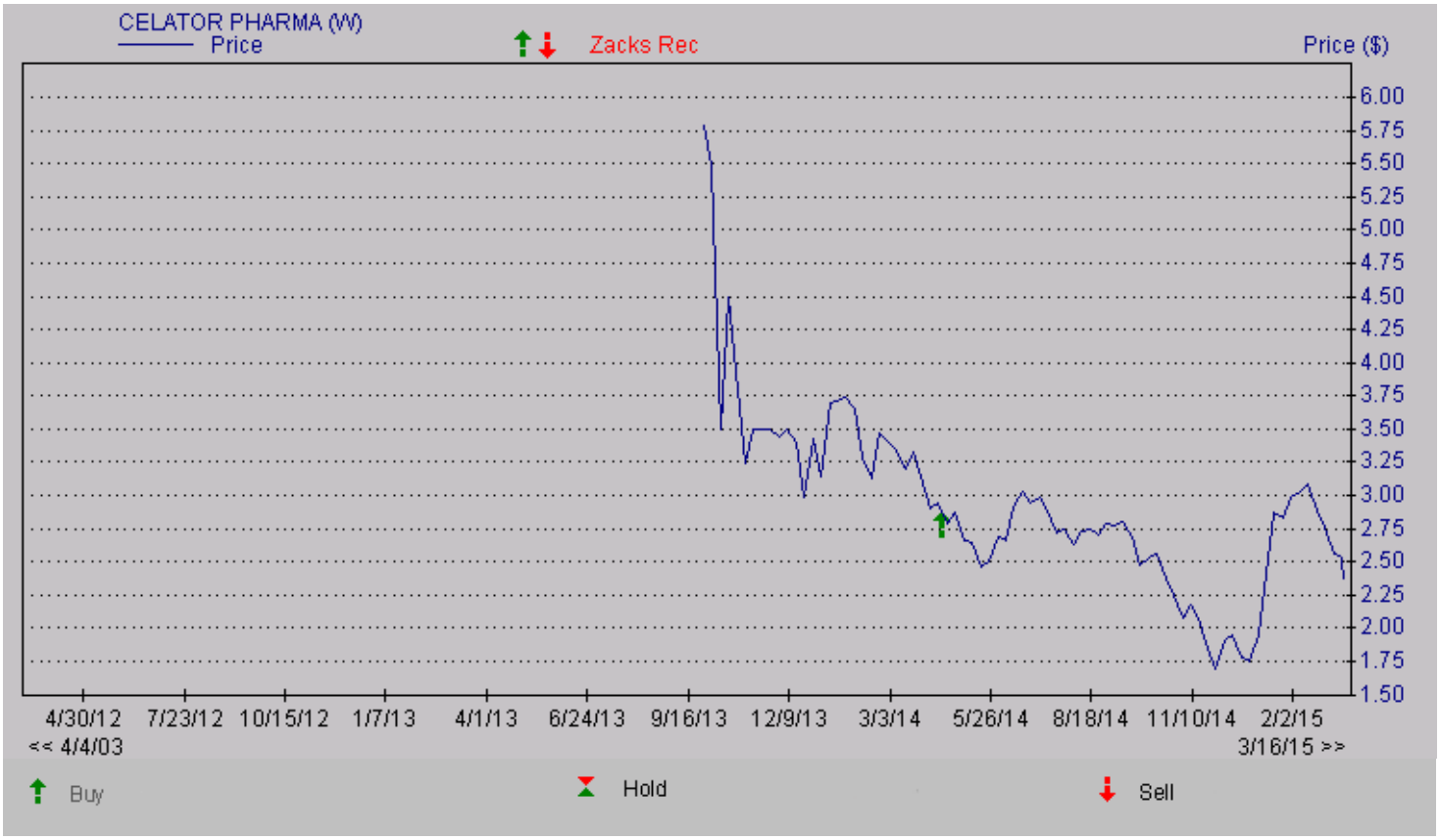


## DISCLOSURES

The following disclosures relate to relationships between Zacks Small-Cap Research ("Zacks SCR"), a division of Zacks Investment Research ("ZIR"), and the issuers covered by the Zacks SCR Analysts in the Small-Cap Universe.

ANALYST DISCLOSURES

I, Grant Zeng, CFA, hereby certify that the view expressed in this research report accurately reflect my personal views about the subject securities and issuers. I also certify that no part of my compensation was, is, or will be, directly or indirectly, related to the recommendations or views expressed in this research report. I believe the information used for the creation of this report has been obtained from sources I considered to be reliable, but I can neither guarantee nor represent the completeness or accuracy of the information herewith. Such information and the opinions expressed are subject to change without notice.

INVESMENT BANKING, REFERRALS, AND FEES FOR SERVICE

Zacks SCR does not provide nor has received compensation for investment banking services on the securities covered in this report. Zacks SCR does not expect to receive compensation for investment banking services on the Small-Cap Universe. Zacks SCR may seek to provide referrals for a fee to investment banks. Zacks & Co., a separate legal entity from ZIR, is, among others, one of these investment banks. Referrals may include securities and issuers noted in this report. Zacks & Co. may have paid referral fees to Zacks SCR related to some of the securities and issuers noted in this report. From time to time, Zacks SCR pays investment banks, including Zacks & Co., a referral fee for research coverage.

Zacks SCR has received compensation for non-investment banking services on the Small-Cap Universe, and expects to receive additional compensation for non-investment banking services on the Small-Cap Universe, paid by issuers of securities covered by Zacks SCR Analysts. Non-investment banking services include investor relations services and software, financial database analysis, advertising services, brokerage services, advisory services, equity research, investment management, non-deal road shows, and attendance fees for conferences sponsored or co-sponsored by Zacks SCR. The fees for these services vary on a per client basis and are subject to the number of services contracted. Fees typically range between ten thousand and fifty thousand USD per annum.

© Copyright 2015, Zacks Investment Research. All Rights Reserved.

POLICY DISCLOSURES

Zacks SCR Analysts are restricted from holding or trading securities placed on the ZIR, SCR, or Zacks & Co. restricted list, which may include issuers in the Small-Cap Universe. ZIR and Zacks SCR do not make a market in any security nor do they act as dealers in securities. Each Zacks SCR Analyst has full discretion on the rating and price target based on his or her own due diligence. Analysts are paid in part based on the overall profitability of Zacks SCR. Such profitability is derived from a variety of sources and includes payments received from issuers of securities covered by Zacks SCR for services described above. No part of analyst compensation was, is or will be, directly or indirectly, related to the specific recommendations or views expressed in any report or article.

ADDITIONAL INFORMATION

Additional information is available upon request. Zacks SCR reports are based on data obtained from sources we believe to be reliable, but are not guaranteed as to be accurate nor do we purport to be complete. Because of individual objectives, this report should not be construed as advice designed to meet the particular investment needs of any investor. Any opinions expressed by Zacks SCR Analysts are subject to change without notice. Reports are not to be construed as an offer or solicitation of an offer to buy or sell the securities herein mentioned.

ZACKS RATING & RECOMMENDATION

ZIR uses the following rating system for the 1104 companies whose securities it covers, including securities covered by Zacks SCR:
Buy/Outperform: The analyst expects that the subject company will outperform the broader U.S. equity market over the next one to two quarters.
Hold/Neutral: The analyst expects that the company will perform in line with the broader U.S. equity market over the next one to two quarters.
Sell/Underperform: The analyst expects the company will underperform the broader U.S. Equity market over the next one to two quarters.

The current distribution is as follows: Buy/Outperform- 16.3%, Hold/Neutral- 78.4%, Sell/Underperform – 4.6%. Data is as of midnight on the business day immediately prior to this publication.