Zacks Small-Cap Research

March 17, 2015
Brian Marckx, CFA
bmarckx@zacks.com
Ph (312) 265-9474

scr.zacks.com
10 S. Riverside Plaza, Ste 1600, Chicago, IL 60606

Viveve Medical (VIVMF-OTC)

VIVMF: 2014 Results, Operational Update

Current Recommendation	**Outperform**
Prior Recommendation	Neutral
Date of Last Change	11/18/2014
Current Price (03/17/15)	$0.35
Target Price	**$1.50**

OUTLOOK

Viveve's flagship product, the Viveve System, is used to treat vaginal laxity, a condition which is often caused by vaginal childbirth and one in which about 50% of women that have undergone normal vaginal delivery hold as a concern. Other methods exist to address vaginal laxity although they suffer from certain drawbacks.

Clinical trial data has shown that the Viveve treatment was able to restore vaginal tightness to pre-childbirth levels in 100% of patients with statistically significant efficacy. A sham-controlled study just commenced with interim results expected in mid-2015. This marketing study, along with data from previous studies, is expected to help accelerate the roll-out of the Viveve System. Our DCF-based valuation values the company at $1.50/share.

SUMMARY DATA

52-Week High	**$4.20**
52-Week Low	**$0.35**
One-Year Return (%)	**-90.78**
Beta	**0.88**
Average Daily Volume (sh)	**5,269**
Shares Outstanding (mil)	**18**
Market Capitalization ($mil)	**$6**
Short Interest Ratio (days)	**1.07**
Institutional Ownership (%)	**0**
Insider Ownership (%)	**5**
Annual Cash Dividend	**$0.00**
Dividend Yield (%)	**0.00**
5-Yr. Historical Growth Rates	
Sales (%)	**-33.8**
Earnings Per Share (%)	**N/A**
Dividend (%)	**N/A**
P/E using TTM EPS	**N/A**
P/E using 2015 Estimate	**N/A**
P/E using 2016 Estimate	**N/A**
Zacks Rank	**N/A**

Risk Level	**High,**
Type of Stock	**Small-Value**
Industry	**Med Instruments**

ZACKS ESTIMATES

Revenue
(in '000s of $)

	Q1 (Mar)	Q2 (Jun)	Q3 (Sep)	Q4 (Dec)	Year (Dec)
2014					90 A
2015	32 E	64 E	97 E	132 E	325 E
2016					1,502 E
2017					4,159 E

Earnings per Share

	Q1 (Mar)	Q2 (Jun)	Q3 (Sep)	Q4 (Dec)	Year (Dec)
2014					-$1.27 A
2015	-$0.09 E	-$0.09 E	-$0.06 E	-$0.06 E	-$0.29 E
2016					-$0.15 E
2017					-$0.10 E

Zacks Projected EPS Growth Rate - Next 5 Years % **N/A**

© Copyright 2015, Zacks Investment Research. All Rights Reserved.

WHAT'S NEW…

2014 Financial Results / Operational Update

Viveve filed their 10-K for the period ending December 31, 2014. Revenue, as expected, remained insignificant and was in-line with our estimate. Meanwhile operating expenses, while down considerably from Q3 as the prior period included expenses related to the merger with PLC, were higher than our numbers – some of which relates to greater than anticipated spend on commencement of the OUS clinical trial and the remainder attributable to additional public-company related fees. Importantly, cash-burn remains within our expectations as does the operational progress to-date - most importantly which includes timelines related to the Viveve System clinical trial being conducted at multiple sites in Europe in Canada. Assuming positive results, data from the study will be used to help accelerate the international roll-out of VIVMF's flagship device for the treatment of vaginal laxity.

Q4 revenue came in at $26k, in-line with our $31k estimate. OpEx was $1.7M, composed of $1.2M in SG&A and $485k in R&D, compared to our $1.2M forecast. Net loss was $1.7M and $6.2M in Q4 and the full-year 2014, respectively. Cash used in operating activities was $1.9M in Q4 and $6.0M for the year. Viveve exited 2014 with $895k in cash and equivalents.

$2.5 million had remained available to borrow, contingent on satisfaction of certain milestones (related to the OUS study as well as additional equity financing), under the term loan with Square 1 Bank at the close of 2014. Subsequent to year-end the company borrowed an additional $1 million under the second tranche of this loan. Another $500k under the second tranche and $1 million under a third tranche is available to borrow, again which is contingent on hitting predetermined milestones including positive interim 3-month results of the OUS study.

On the operational front, the most significant recent event was commencement of the OUS study. In mid-December VIVMF announced that the first patient had been treated in Canada. As a reminder, this study, named *VIveve Treatment of the Vaginal Introitus to EValuate Effectiveness* ("VIVEVE 1"), will be the largest study to date and the first sham-controlled study evaluating the Viveve System for the treatment of vaginal laxity. It is expected to enroll approximately 113 patients at up to ten sites in Canada and Europe and should provide even more insight than previous smaller studies (which showed very promising results) into the safety and effectiveness of the Viveve System. Assuming positive results, the trial data is expected to help support the roll out of the device outside of the U.S. With timelines tracking earlier expectations, we continue to think interim 3-month data could be available sometime in Q2 or Q3 of this year.

And Viveve continues to forge ahead with building out its commercial footprint. The most recent progress towards this came in February with the addition of CoachHouse Medical as a distributor of the Viveve System in the U.K., a new territory for VIVMF. The U.K. could be a very receptive market for the Viveve System. As we have noted in our coverage of VIVMF, similar to the U.S., the rate of c-section procedures has rapidly expanded in the U.K., where they now account for approximately 25% of all births. While some of the growth in c-section procedural volume (~ doubling over the last 10 years) can be attributed to clinical reasons and changes in clinical practice patterns, increasing concern over vaginal laxity is also likely to be a contributing factor and prompting women to choose elective (as opposed to emergency or physician-recommended) c-sections. In fact a U.K. survey of 282 obstetricians found that 31% would choose elective c-section in lieu of vaginal delivery in order to avoid certain pelvic floor dysfunction and quality-of-life issues associated with vaginal delivery, including vaginal laxity.

We have made some updates to our model following the 10-K filing. We are maintaining our Outperform rating.

SNAPSHOT

Viveve Medical, Inc. (VIVMF) is engaged in the development, manufacturing and commercialization of products focused on women's health. Their flagship product, the Viveve System, is used to treat vaginal laxity, a condition which is often caused by vaginal childbirth. Vaginal laxity, or a feeling of looseness, is the most common physical change in women following childbirth and one that roughly 50% of women that have undergone normal vaginal delivery hold as a concern. The most common currently available methods to address vaginal laxity have significant drawbacks and include surgery, which is invasive and costly, and pelvic floor exercises such as Kegels, which often lack effectiveness.

The minimally invasive, non-ablative Viveve System uses patented, reverse-thermal radio frequency (RF) technology to tighten vaginal tissue. Clinical studies have shown that the Viveve treatment, which consists of just one 30-minute outpatient session, was able to restore vaginal tightness to pre-childbirth levels in 100% of patients with statistically significant efficacy. Furthermore, there were no serious treatment-related side effects and little to no meaningful patient recovery time.

The Viveve System consists of two main components; a small table-top console with a list price of approximately $60k and a handpiece with a single-use (consumable) treatment tip. The consumables represent the "razor blade" in Viveve's razor-razor blade business model which the company sells for approximately $600 per procedure and command high margins. Viveve estimates the global opportunity at approximately $7B, including $1.9B in the U.S.

A multi-site, sham-controlled, clinical study has just commenced in Europe and Canada. Initial results from the first ~50% of enrollees is anticipated around mid-year 2015 and full results by year-end 2015. This marketing study, along with data from previous studies, is expected to help accelerate the roll-out of the Viveve System in Canada, Hong Kong, Japan and parts of Europe, areas where the product is in the early stages of commercialization.

Relative to the U.S. market, Viveve received guidance from FDA in 2012 regarding U.S. regulatory pathway. As it currently stands, Viveve expects they will be able to follow the (relatively less burdensome and lower cost) de novo regulatory approval pathway but will be required to demonstrate acceptable efficacy and safety via a U.S.-based investigational device exemption (IDE) clinical trial. The company notes that their plan is to submit their IDE application sometime in 2015 and, if approved, to then commence a U.S. study. As such, eventual FDA clearance and U.S. commercialization are not expected to be near term events.

While the Viveve System has been cleared by regulatory authorities in various (international) geographic territories for several years now, the company has yet to significantly ramp up commercialization as the company sought requisite financial resources to fund the aforementioned marketing study, build inventory and implement a sales and marketing strategy. This initial funding to kick-start commercialization was provided in September when the company closed on a $6M private placement with institutional investors.

In September Viveve went public via reverse merger with PLC Systems, Inc. Concurrent with the merger, Viveve issued 11.3M common shares, valued at $0.53/share ($6M). Net proceeds following the conversion of $1.5M in convertible bridge notes and offering expenses was approximately $4M. Significant is that major investors in Viveve include 5AM Ventures, GBS Venture Partners and Alta Bioequities. Given that these are all venture capital companies specifically focused on life sciences, we see as a potentially important a vote of confidence in the company from well-informed institutions.

We also view the quality of management as adding credence to the potential success of the company. Several of the company's leaders were recently brought on to accelerate development and sales of the Viveve System. CEO Patricia Sheller, who joined Viveve in mid-2012, has a 25+ -year career in leadership roles (including prior CEO positions) with life sciences companies including subsidiaries of Johnson & Johnson (JNJ) and extensive experience with successful commercialization of novel medical products. CFO Scott Durbin also came to Viveve in mid-2012. Mr. Durbin also has an extensive background in life sciences including earlier in his career as a healthcare investment banker at Lehman Brothers and, later, in high-level financial roles (including prior CFO positions) with several biotech and med-tech companies.

BACKGROUND

Vaginal Laxity: *under-reported and associated with significant quality-of-life issues…*

Vaginal laxity, or a feeling of looseness, is a result of the introitus (i.e. - vaginal opening) collagen tissue losing some of their resilience and contractibility. Often this is a result of severe stretching caused by vaginal childbirth. And while other occurrences can result in vaginal laxity, including advanced age, certain genetic disorders and sexual activity, vaginal childbirth is the most common cause with subsequent deliveries increasing the risk and extent of looseness.

Vaginal laxity is often associated with reduced sensation and sensitivity during sexual intercourse, resulting in a decrease in sexual satisfaction. A study published in October 2006 in the Journal of Obstetrics and Gynecology which assessed the sexual satisfaction of a population of women post-delivery found a significant decrease in sexual satisfaction scores (as measured by a questionnaire) among women who underwent normal vaginal delivery as compared to those who delivered via caesarean section.[1]

The prevalence, consequences and potential demand to address vaginal laxity has garnered little attention or study, likely at least in part due to women being embarrassed to discuss it. In that regard Viveve has been somewhat of a pioneer, sponsoring several studies in order to better understand the thoughts of women and physicians on the subject. The evidence, garnered through Viveve's own research as well as studies unrelated to the company, suggest that vaginal laxity is under-reported, is of significant concern to women and is associated with lower sexual satisfaction. And in our opinion, this supports the potential demand for a therapy that can effectively address vaginal laxity and the adverse quality-of-life issues with which it is associated.

A study that Viveve sponsored titled *A Cross-Sectional Survey to Assess the Prevalence and Symptoms Associated with Laxity of the Vaginal Introitus*[2] queried 421 women ages in order to assess the prevalence of vaginal laxity and its effect on sexual satisfaction. Women aged 25 - 55 who had at least one vaginal delivery completed a questionnaire which included questions about interaction with their OB/GYN regarding sexual function, sexuality following childbirth and potential benefits to improving vaginal laxity. Results of the survey were that 48% (201 of 421) expressed laxity of the vaginal introitus as a concern ("some" or "a little" or "a lot), 80% (n=335) had not discussed vaginal laxity with their OB/GYN and only 48% (n=204) though Kegel exercises were effective.

A second study that was sponsored by Viveve, which was in collaboration with the OBGYN Alliance, surveyed 525 practicing OB/GYNs had a more distinct focus on what the potential demand might be for a procedure that would effectively address vaginal laxity. The survey found that 84% (n=441) of the OB/GYNs queried believed that vaginal laxity is the most common physical change in women after childbirth - ahead of weight gain, urinary incontinence and stretch marks. Additionally, the survey found that OB/GYN's believe vaginal laxity is under-reported.

The notion that the condition is under-reported as well as negatively effecting sexual satisfaction is further supported by a study published in the International Urogynecology Journal in October 2012 titled *Vaginal laxity: a poorly understood quality of life problem; a survey of physician members of the International Urogynecological Association (IUGA)*. A survey of 563 members of the IUGA included 27 questions related to attitudes and practices related to vaginal laxity. Among the findings were that 83% (n=467) believed that vaginal laxity was under-reported, and that the majority viewed vaginal laxity as something that adversely impacts sexual function.

Inadequate Means to Address Vaginal Laxity…

Options to address vaginal laxity include avoidance through elective cesarean section in lieu of normal vaginal delivery or through post-delivery treatment. However, given the certain risks, scarring and recovery time associated with a cesarean section (c-section) and various drawbacks of the most common treatment regiments, these may not be considered the most ideal options.

In a **c-section**, the baby is delivered through the mother's abdomen. It is a major surgical procedure which involves cutting through the abdomen, muscle and then into the uterus and adjusting organs for access. Risks of the surgery include major bleeding, infection, blood clots and damage to nearby organs. These risks increase with

[1] Griffiths A, et al. *Female genital tract morbidity and sexual function following vaginal delivery or lower segment caesarean section.* J Obstet Gynaecol. 2006 Oct;26(7):645-9

[2] http://www.ics.org/Abstracts/Publish/105/000206.pdf

subsequent cesarean sections. In fact, research has shown that approximately 40% of women that have three or more c-sections will experience complications. And since many doctors will recommend against vaginal delivery after a woman has already had a c-section, the risks of complications can become even greater. Recovery time is also longer with c-section versus vaginal delivery with the former requiring hospital stays averaging about twice that (4 days vs. 2 days) of normal vaginal delivery and relegating the mother to mostly inert activities for several weeks after discharge. And finally, c-sections can be cosmetically unpleasing, leaving a several inch scar on the lower abdomen.

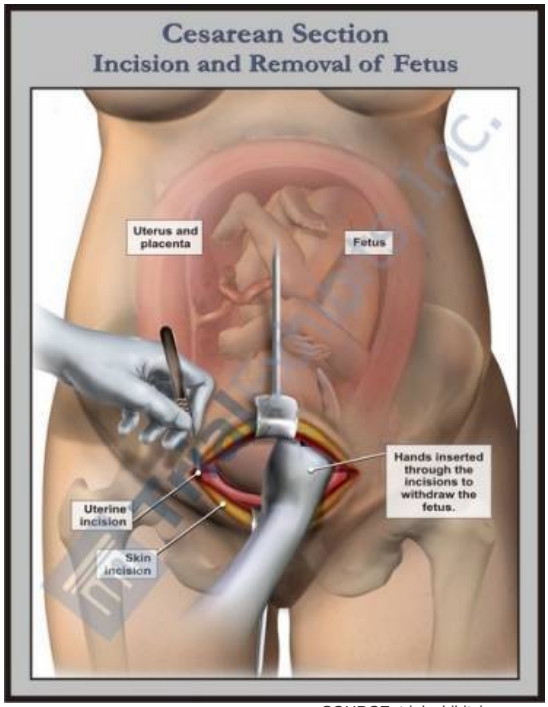

SOURCE: trialexhibitsinc.com

There is also recent evidence that suggests babies born by c-section are more likely to be overweight or obese as adults. The study, titled *Mode of Delivery and Offspring Body Mass Index, Overweight and Obesity in Adult Life: A Systematic Review and Meta-Analysis*[3], was published in PLoS ONE in February 2014. The study, which analyzed data from 15 studies on more than 38k women from ten countries, suggests that babies born by c-section have a 26% greater chance of being overweight as adults compared to those born vaginally. But while study did show an association between c-section births and risk of being overweight, for which the authors hypothesized certain reasons including differences in stomach bacteria of babies born by c-section versus vaginally, the study did not prove a cause-and-effect. So while adult obesity may be another risk of c-section, more research would need to be done to determine if this should be considered a functional concern.

But despite the known risks and drawbacks of c-sections, these have not reduced the procedures' popularity. The rate of c-section procedures have doubled over approximately the last ten years and now accounts for 32% of all births in the U.S. and about 25% in the U.K. And while some of this increase can be attributed to clinical reasons and changes in clinical practice patterns, increasing concern over vaginal laxity is also likely to be a contributing factor and prompting women to choose elective (as opposed to emergency or physician-recommended) c-sections. In fact a U.K. survey of 282 obstetricians found that 31% would choose elective c-section in lieu of vaginal delivery in order to avoid certain pelvic floor dysfunction and quality-of-life issues associated with vaginal delivery, including vaginal laxity.[4]

Barring avoidance through c-section, the most common methods to address vaginal laxity are pelvic floor exercises such as Kegels or reconstructive vaginal surgery.

[3] Darmasseelane, K., Hyde MJ, Santhakumaran S., Gale C., Modi N. *Mode of Delivery and Offspring Body Mass Index, Overweight and Obesity in Adult Life: A Systematic Review and Meta-Analysis.* PLoS ONE. 2014 Feb

[4] Al-Mufti R., McCarthy A., Fisk NM. *Survey of obstetricians' personal preference and discretionary practice.* Eur J Obstet Gynecol Reprod Biol. 1997 May;73(1):1-4

Kegel exercises involve rapid and repeated active contraction of the muscles that surround the pelvic floor, specifically the pubococcygeus. Kegels are designed to strengthen the pelvic muscles in order to address urinary incontinence and improve sexual function. And while Kegels are often recommended to address vaginal laxity, particularly following childbirth, and have shown to be effective in tightening the muscles around the vagina, scant evidence suggests that they are effective in improving the resilience or contractibility of the vaginal collagen tissue (i.e. - vaginal introitus). In fact, since Kegels only work the pelvic floor muscles, which surround the vaginal entrance but are not part of the vaginal canal, anatomy would support the evidence that suggest these exercises have little or no effect on tightening the vaginal opening.

Position of pelvic floor muscles in relation to vaginal introitus

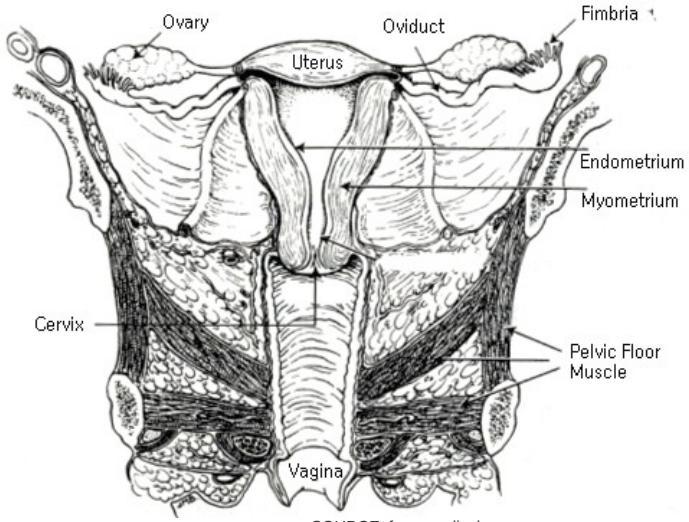

SOURCE: furunmedical.com

An option to address introital laxity that has largely proven effective is **vaginal rejuvenation surgery**. Laser vaginal rejuvenation (LVR) is the most common female genital plastic surgery performed. According to the International Society of Aesthetic Plastic Surgeons (ISAPS), in 2011 there were 56k vaginal rejuvenation procedures performed worldwide (Brazil, with over 9k, is the country with the most procedures performed), including over 2k in the U.S.[5] LVR is a relatively new procedure, the rate of which has been increasing rapidly. According to the American Society for Aesthetic Plastic Surgery, there were over 5k vaginal rejuvenation procedures performed in the U.S. in 2013, an increase of 44% from the 3.5k performed in 2012.[6]

Vaginal rejuvenation is a surgical procedure performed under local anesthesia which tightens and restores the aesthetics of the vagina. It improves vaginal muscle tone and reduces internal and external vaginal diameters. Most commonly, women elect to have LVR following childbirth in order to improve the appearance of the vagina, restore tightness and to improve sexual satisfaction.

While several studies[7,8,9] have indicated that vaginal rejuvenation surgery is effective in restoring vaginal tightness and in improving sexual function/satisfaction, there are significant drawbacks to this procedure. Cost, which can vary between $4k and $10k, can be a serious impediment, particularly for those in lower income brackets. And with almost any surgery, complications can be a concern. Specific to vaginal rejuvenation, bladder injury, excessive bleeding and infection are potential procedural complications. There is also risk of loss of clitoral sensation and potential for scarring. Recovery is also longer (i.e. 5 - 6 days) and more uncomfortable (bruising, swelling, pain) compared to less invasive methods.

---

[5] ISAPS International Survey on Aesthetic/Cosmetic Procedures Performed in 2011

[6] The American Society for Aesthetic Plastic Surgery. 2013 Cosmetic Surgery National Data Bank

[7] Goodman MP, et al. *A Large Multicenter Outcome Study of Female Genital Plastic Surgery.* Journal of Sexual Medicine (Impact Factor: 3.51). 11/2009; 7(4pt1):1565 - 1577.

[8] Pardo, J. S., Solà, V. D., Ricci, P. A., Guiloff, E. F. and Freundlich, O. K. (2006), *Colpoperineoplasty in women with a sensation of a wide vagina.* Acta Obstetricia et Gynecologica Scandinavica, 85: 1125–1127

[9] Goodman, M. P. (2011), *Female Genital Cosmetic and Plastic Surgery: A Review*. Journal of Sexual Medicine, 8: 1813–1825. doi: 10.1111/j.1743-6109.2011.02254

Viveve System

The minimally invasive, non-ablative Viveve System uses patented, reverse-thermal radio frequency (RF) technology to tighten vaginal tissue. Viveve has a perpetual, fully paid, royalty free license to the patents behind the technology from Solta Medical, Inc. Solta was formerly known as Thermage, Inc. (founded by Edward Knowlton) and was acquired by Valeant Pharmaceuticals in 2014. Thermage had designed the technology for use in tightening skin on the face and certain areas of the body such as the legs and stomach.

The Viveve System was designed using the same technology as that of Thermage's ThermaCool System, which has been used in over 280k procedures for skin tightening - mostly for facial skin. Slight modifications were made to the software of the RF generator as well as to the design of the handpiece and treatment tips in order to optimize the system for vaginal treatment. The Viveve System is currently manufactured by Stellartech Research Corporation, the original manufacturer of the Thermage device.

The Viveve System consists of three components; a small table-top console, a handpeice and a single-use (consumable) treatment tip. The monopolar RF energy generated by the console sends an electrical current through an electrode contained in a handpiece that was specially designed for use on vaginal tissue. The RF energy produces heat which is delivered to the body via the treatment tip at the end of the handpiece. The capacitive coupling mechanism inherent in the technology creates an electrical field where the treatment tip contacts the body, producing a current throughout the surrounding tissue and resulting in uniform heating of the area. Heating shrinks and shortens the fibrous saptae, collagen fibers which connect the dermis to the muscle, which results in tightening of the tissue. In addition, over several (1 - 3) months following the procedure, new collagen strands may form as a result of the application of the RF energy, providing further tightening of the tissue.

Viveve Treatment Tip



Viveve Console

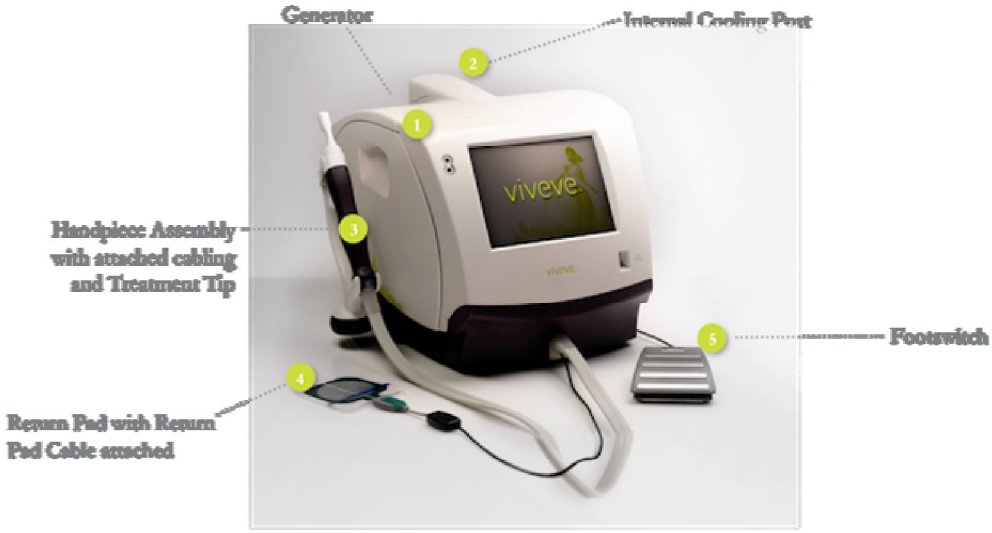

The RF generator produces a six megahertz signal. Also housed in the console is a special coolant and coolant system, which is also licensed from Solta. The coolant is delivered through the handpiece to the tissue immediately before and after the application of heat in order to cool and protect the tissue.

List price for the Viveve System console is approximately $60k while total selling price for the aggregate consumables, including the treatment tip, used in each treatment is approximately $600. The treatment tips have been designed as single-use with a memory chip that disables the tip after a pre-programmed number of pulses. In addition to the single-use tips, Viveve sells other consumables including cooling fluid (~5 - 6 procedures per canister), single-use return pads which are adhered to the body during the procedure and viscous fluid, which is used to ensure proper current flow from the treatment tip to the body.

The Viveve treatment is done on an outpatient basis in a physician's office without the need for anesthesia. During the ~30 minute procedure the physician delivers pulses in a horseshoe-type pattern from the 1:00 o'clock to the 11:00 o'clock positions inside the hymenal ring in three phases; cooling, heating (of 90 Joules/cm^2) and then cooling with each sequence lasting approximately eight seconds. Each sequence is repeated for a total of five times with overlapping pulses. In total, a typical procedure will consist of approximately 105 pulses over the five passes. The

patient typical experiences only warming and cooling but no pain. Efficacy has been demonstrated to last for 12 months.

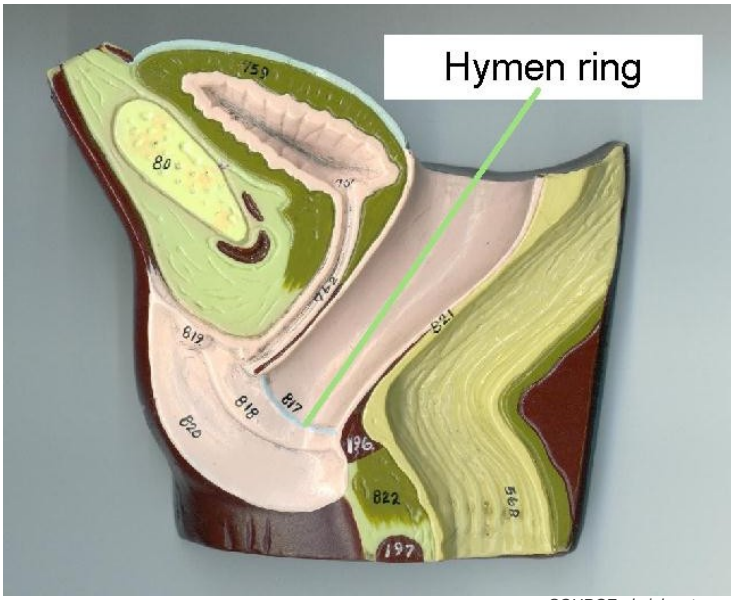

SOURCE: drcink.net

As the Viveve procedure is minimally invasive, non-ablative and does not require anesthesia, recovery is essentially instantaneous and few complications have been reported. Of the complications that patients have experienced, almost all have been mild and consisted of slight vaginal discharge, redness/swelling and mild abdominal discomfort. No permanent complications have been reported.

Intellectual Property Protection…

Viveve has an exclusive license to 8 issued U.S. patents, the earliest of which expires in 2015, 3 pending U.S. patents, 12 foreign patents and 17 foreign patent applications. Below[10] is the list of patents owned and licensed by Viveve. Note that Edward Knowlton is the founder of Thermage, Inc and the related patents below are those licensed by Viveve from Thermage/Solta/Valeant.

[10] Viveve Inc.

Licensed Patents

Intellectual Property Description for Edward W. Knowlton	Status at US Patent and Trademark Office
US Patent Number 5,660,836, Application Number 08/435,544, filed May 5, 1995, entitled "Method and Apparatus for Controlled Contraction of Collagen Tissue"	Issued
US Patent Number 5,755,753, Application Number 08/435,822, filed May 5, 1995, entitled "Method and Apparatus for Controlled Contraction of Collagen Tissue"	Issued
US Patent Number 5,871,524, Application Number 08/794,003, filed February 3, 1997, entitled "Apparatus for Controlled Contraction of Collagen Tissue"	Issued
US Patent Number 6,241,753, Application Number 08/583,815, filed January 5, 1996, entitled "Method for Scar Collagen Controlled Formation and Contraction"	Issued
US Patent Number 6,387,380, Application Number 08/635,202, filed April 17, 1996, entitled "Apparatus for Controlled Contraction of Collagen Tissue"	Issued
US Patent Number 6,430,446, Application Number 08/827,237, filed March 28, 1997, entitled "Apparatus for Tissue Remodeling"	Issued
US Patent Number 6,461,378, Application Number 08/825,445, filed March 28, 1997, entitled "Apparatus for smoothing contour irregularities of skin surface"	Issued
US Patent Number 6,470,216, Application Number 08/825,443, filed March 28, 1997, entitled "Method for smoothing contour irregularities of skin surface"	Issued
US Provisional Patent Application Number 60/023,377, filed August 6, 1996, entitled "Method of Tightening Skin"	Expired
Foreign Patent serial number PCT/US97/00162, filed January 2, 1997, entitled "Method for Scar Collagen Formation and Contraction"	RO processing completed – placed in storage as of 11/19/2002
Foreign Patent serial number PCT/US96/06274, filed May 3, 1996, entitled "Method and Apparatus for Skin Resurfacing;"	RO processing completed – placed in storage as of 11/19/2002

Internally-Developed IP

Title	Application No.	Filing Date	US or OUS Application	Publication No.	Publication Date	Issue Date	Status
VAGINAL REMODELING DEVICE AND METHODS	11/704,067	February 7, 2007	US	US-2007-0233191-A1	October 4, 2007		Published
VAGINAL REMODELING DEVICE AND METHODS	12/884,108	September 16, 2010	US	US-2011-0178584-A1	July 21, 2011		Published
VAGINAL REMODELING DEVICE	201220099603.8	March 16, 2012	OUS			April 10, 2013	Patented
VAGINAL REMODELING DEVICE WITH ELECTRODE FINGER HOLDER	201220099605.7	March 16, 2012	OUS			April 10, 2013	Patented
VAGINAL REMODELING DEVICE WITH TEMPERATURE SENSOR	201220099618.4	March 16, 2012	OUS			February 13, 2012	Patented
VAGINAL REMODELING DEVICE WITH DIRECTIONAL SENSORS	201220099620.1	March 16, 2012	OUS			February 27, 2013	Patented
VAGINAL REMODELING DEVICE AND SYSTEM WITH DEPTH MARKERS	201220099634.3	March 16, 2012	OUS			March 20, 2013	Patented
VAGINAL REMODELING DEVICE	201210069908.9	March 16, 2012	OUS		September 25, 2013		Pending
VAGINAL REMODELING DEVICE WITH TEMPERATURE SENSORS OR DEPTH MARKERS	201210069910.6	March 16, 2012	OUS		September 25, 2013		Pending
VAGINAL REMODELING DEVICE WITH DIRECTIONAL SENSORS OR DEPTH MARKERS	201210069909.3	March 16, 2012	OUS		September 25, 2013		
VAGINAL REMODELING DEVICE	201220099648.5	March 16, 2012	OUS			April 10, 2013	Patented

CLINICAL DATA

Effective in Treating Introitus Laxity and Improving Sex Without the Drawbacks of Surgery

The Viveve System has been evaluated in a preclinical study and two clinical trials, all of which have indicated that the Viveve treatment significantly improves vaginal laxity. One of the clinical trials was conducted in the U.S. and the other in Japan. In addition to significant efficacy, there have been no treatment-related adverse events.

Important to note, however, is that while all of these studies indicate the Viveve System is effective in significantly improving vaginal laxity, sexual function and sexually-related distress, the studies do have certain shortcomings. These include the small size of the studies, lack of a control group (i.e. - comparator) and the inherent subjectivity of questionnaires used as outcome measures. Despite these potential limitations, we believe the totality of the data to date offers certain meaningful evidence of the potential of the Viveve System to improve vaginal laxity and sexual function/satisfaction.

And in addition to these already completed small, single-arm studies, Viveve recently commenced a much larger (n= ~113) single-blind, sham-controlled clinical trial. This study, being conducted in Canada and Europe, began enrolling patients in late 2014 and should provide even greater insight into the safety and effectiveness of the Viveve System and is expected to help accelerate OUS commercialization.

> Preclinical Study

Viveve, in collaboration with West Virginia University, conducted a preclinical study on sheep to assess safety and to help determine the optimal level of RF energy delivery. The study, conducted in 2010, treated five sheep with the Viveve System at RF energy levels ranging from 75 to 90 Joules/cm^2. Following treatment, at one week, one month, three months and six months, vaginal biopsies were performed with 4 to 5 samples taken from each. These were compared to a control cohort of three sheep. Biopsies examined vaginal mucosa and connective tissue for changes associated with the RF treatment over the six month evaluation period.

Results determined the optimal RF energy delivery level to be 90 Joules/cm^2 (which is the level used in clinical practice) and tissue heating via RF energy appears to promote tightening of fibrous saptae and collagen production. Investigators also concluded a strong safety profile due to the absence of damaged tissue.

> U.S. Study

The single-center, single-arm U.S. study, which commenced in 2008, enrolled 24 women ages 25 - 44 years old which had had at least one vaginal delivery. All subjects were treated once with RF energy at various levels delivered via the Viveve System through the vaginal mucosa. The first three women received 60 Joules/cm^2, the next three received 75 Joules/cm^2 and the remaining 18 received 90 Joules/cm^2. Outcomes were measured at five time points; day zero (i.e. - prior to treatment), one month, three months, six months and 12 months. Outcomes were measured using self-reporting questionnaires (with questions focused on level of vaginal tightness and sexual satisfaction), modified Female Sexual Function Index (mFSFI), Female Sexual Distress Scale-Revised (FSDS-R) and the Global Response Assessment (see Appendix for a detailed description of the outcomes). Pelvic exams were performed to assess safety.

At baseline, all of the women in the study expressed significant vaginal laxity (based on a Vaginal Laxity Questionnaire or VLQ) with an average score of 2.6 on a 1.0 - 6.0 scale (higher = tighter). In addition, approximately 50% of the study population conveyed reduced sexual satisfaction (based on a Sexual Satisfaction Questionnaire or SSQ) as compared to prior to giving birth.

23 (of 24) of the subjects completed the three and six month evaluations, 18 the nine month evaluation and 17 the twelve month evaluation. A 95% confidence interval was used to designate statistical significance on all measures. Results showed rapid and prolonged improvement in vaginal laxity with a statistically significant ($p<0.0001$) increase in tightness to pre-childbirth levels occurring by the one-month assessment point in all 24 women. This tightness level was sustained through to the final 12-month assessment time point. In addition, at every assessment point there was a statistically significant ($p>0.0001$) improvement in vaginal laxity.

Significant Improvement in Vaginal Tightness (based on VLQ)

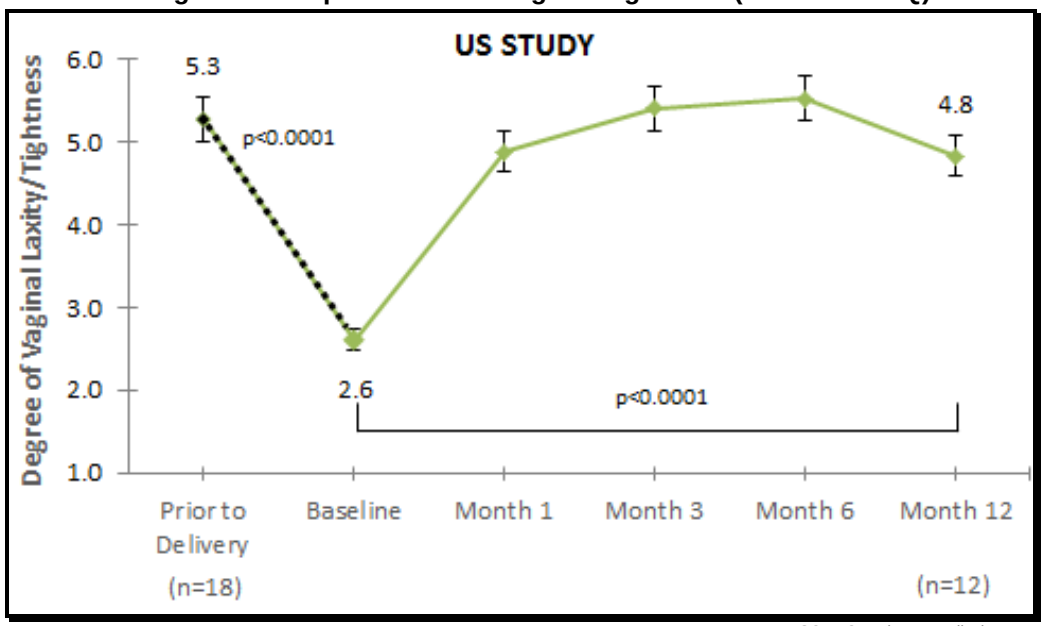

SOURCE: Viveve Medical Inc.

Top-line results, through the six-month evaluation period, were published in the Journal of Sexual Medicine in September 2010 and presented at the American College of Obstetricians and Gynecologists annual meeting earlier that year.

Sexual satisfaction also improved with treatment. Prior to treatment, 12 (of the 24) women expressed a diminished level of sexual satisfaction after their vaginal deliveries. The other 12 women reported either no change in sexual satisfaction or an increase in sexual satisfaction after their vaginal deliveries. SSQ scores significantly improved for all of the women who had reported a diminished level of sexual satisfaction (chart A below)[11] at six months following treatment (from an average of 2.5 to 4.1). There was no significant change in SSQ scores of the women who had reported no change in sexual satisfaction (chart B below)[11].

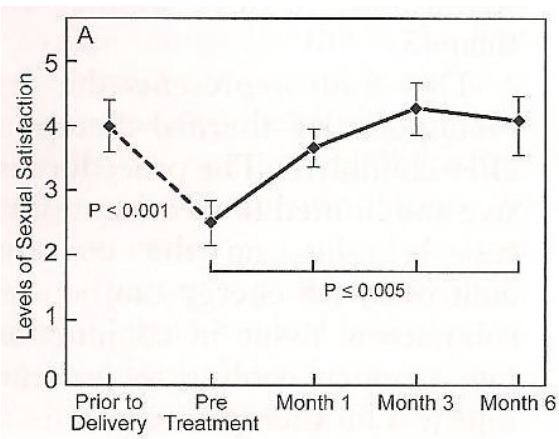

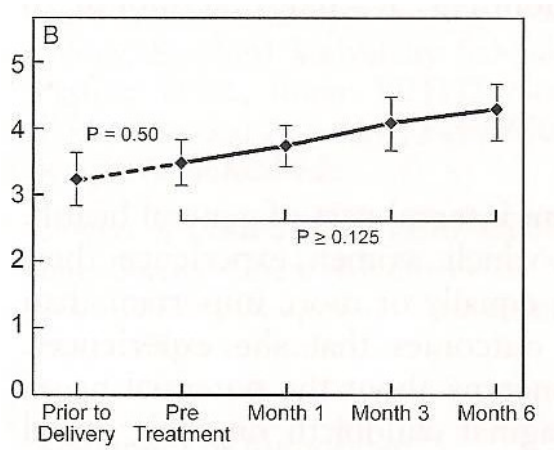

The FSFI and FSDS measures are used to assess changes in sexual function and sexually related distress, respectively. These showed the study participants did not experience any negative effects related to sexual function related to the RF treatment. In addition, throughout the six-month evaluation period, all FSFI scores (other than pain) significantly improved and personal distress (measured by FSDS) decreased significantly for all 24 patients at one month and all 23 patients at three and six months.

FSFI and FSDS Scores Indicate Treatment Improved Sexual Function and Reduced Distress[11]

Table 2 Changes in sexual function (mv-FSFI) and sexually related personal distress (FSDS-R) scores before and after RF treatment

Questionnaire	Possible score (range)	Pre-treatment N = 24	Month 1 N = 24	*P* value	Month 3 N = 23	*P* value	Month 6 N = 23	*P* value
mv-FSFI								
Desire	(1.2–6)	4.1 ± 0.9	4.7 ± 0.9	0.008	4.8 ± 0.8	0.002	4.8 ± 0.8	0.002
Arousal	(0–6)	4.5 ± 0.9	5.2 ± 0.8	<0.001	5.5 ± 0.5	<0.001	5.5 ± 0.5	<0.001
Lubrication	(0–6)	4.6 ± 1.1	5.3 ± 0.8	<0.001	5.3 ± 0.9	0.010	5.5 ± 0.8	0.001
Orgasm	(0–6)	4.1 ± 1.2	5.0 ± 1.2	0.001	5.4 ± 0.9	<0.001	5.3 ± 1.1	<0.001
Satisfaction	(0.8–6)	4.4 ± 1.0	5.1 ± 1.0	0.002	5.3 ± 0.7	<0.001	5.3 ± 0.7	<0.001
Pain	(0–6)	5.9 ± 0.5	5.8 ± 0.5	0.354	5.8 ± 0.4	0.732	5.6 ± 0.9	0.255
Total score	(2–36)	27.4 ± 3.6	31.1 ± 3.0	<0.001	32.2 ± 2.7	<0.001	32.0 ± 3.1	<0.001
FSDS-R								
Total score	(0–52)	13.6 ± 8.7	7.0 ± 6.5	0.001	4.4 ± 5.9	<0.001	4.3 ± 5.0	<0.001

Data are mean ± SD.
P value determined by paired *t*-test at months 1, 3, and 6 compared with pretreatment.
N = number of subjects; mv-FSFI = modified Female Sexual Function Index; FSDS-R = Female Sexual Distress Scale-Revised; RF = radiofrequency.

There were no treatment-related adverse events during either the treatment phase or throughout the 12-month follow-up period. Most of the women experienced a sensation of warmth during treatment but no significant pain.

> Japan Study

In March 2010 the Viveve System commenced evaluation in a second clinical trial, this time in Japan. The study design was very similar to that of the U.S. trial, with the most significant exception being no variability in the treatment dose with the Japan study.

The single-arm, single-site study enrolled 30 women ages 21 - 55 years old which had had at least one vaginal delivery. All women were treated once with RF energy of 90 Joules/cm^2. Outcomes were measured at baseline (i.e. - prior to treatment), one month, three months, six months and 12 months. Outcome measures were also similar to the U.S. study and included questionnaires related to vaginal tightness (VLQ) and sexual satisfaction (SSQ), mFSFI, FSDS-R and Global Response Assessment.

All 30 women completed the one month, three month and six month evaluations. At 12 months, 23 women completed the VLQ and SSQ questionnaires and 22 women completed were evaluable in FSFI and FSDS.

Results were published in the Journal of Women's Health in September 2013. At baseline 17 of the 30 subjects reported a decrease in sexual satisfaction with 13 reporting no change or decrease in sexual satisfaction since their last vaginal delivery. Average vaginal laxity of all the women prior to treatment was 2.4 on a 1.0 - 6.0 scale (higher = tighter).

A 95% confidence interval was used to designate statistical significance on all measures. Results showed statistically significant improvement in vaginal laxity within one month of treatment and throughout the 12-month evaluation period. The pre-treatment mean score of 2.4 increased to 4.2 at six months and was 4.0 at twelve months (23 patients were evaluable at 12 months).

[11] Millheiser LS. et al. *Radiofrequency Treatment of Vaginal Laxity after Vaginal Delivery: Nonsurgical Vaginal Tightening.* Journal of Sexual Medicine. Sept 2010

Significant Improvement in Vaginal Tightness (based on VLQ)

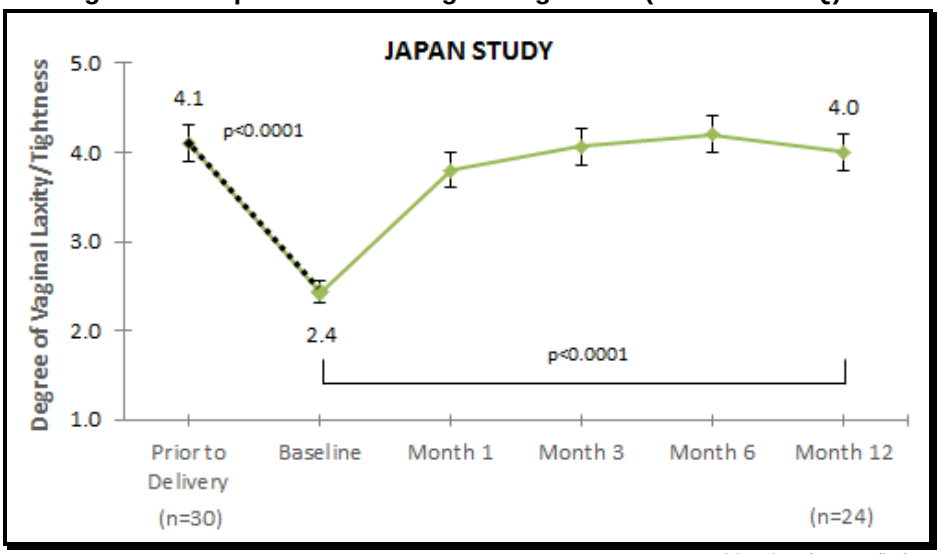

SOURCE: Viveve Medical Inc

Also, similar to results of the U.S. study, sexual satisfaction improved significantly. As reported by the Sexual Satisfaction Questionnaire (SSQ), sexual satisfaction improved at each follow-up period in 13 of the 17 women who expressed decreased sexual satisfaction at baseline. SSQ assesses sexual satisfaction using six levels of response (none, poor, fair, good, very good or excellent), with a higher score reflecting more satisfaction. SSQ scores of the 13 women who expressed decreased sexual satisfaction prior to treatment increased from an average of 1.29 at baseline to 2.71 at six months. At 12 months only 13 of these 17 women remained evaluable.

The SSQ scores of the 13 women who expressed no change (or no decrease) in sexual satisfaction prior to treatment remained significantly unchanged throughout the treatment period.

SSQ Improved in Those Expressing Sexual Dissatisfaction (A), No Change in Those Expressing No Dissatisfaction (B)[12]

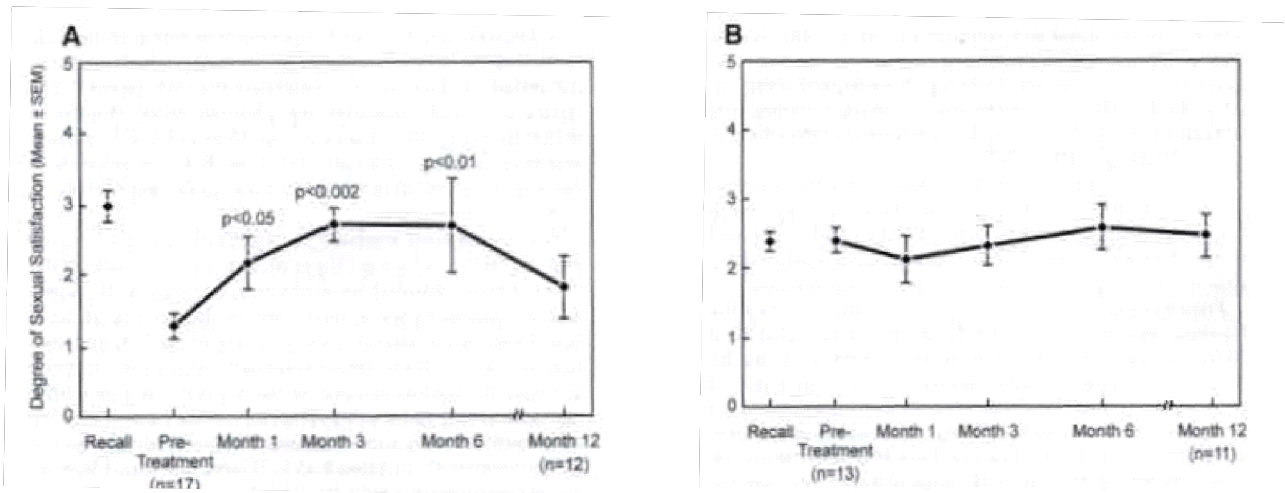

Sexual function, as measured by FSFI showed significant improvement through the six month evaluation period, although not through 12 months (note that all 30 women were evaluable at six months while 22 were evaluable at 12 months). FSFI improved from a mean of 22.4 prior to treatment to 26.0 (p=0.002) at six months. Five of the six

[12] Sekiguchi Y. et al. *Laxity of the Vaginal Introitus After Childbirth: Nonsurgical Outpatient Procedure for Vaginal Tissue Restoration and Improved Sexual Satisfaction Using Low-Energy Radiofrequency Thermal Therapy.* Journal of Women's Health. Vol 22. Number 9 2013

FSFI measures showed statistically significant improvement (all but "desire") at six months. At 12 months mean FSFI was 26.0 (p=0.080).

Distress related to sexual activity, as measured by FSDS-R, also significantly improved. Mean FSDS-R prior to treatment of 15.8 decreased to 9.8 at one month (p<0.001) and remained statistically lower throughout the evaluation period. At 12 months mean FSDR-R (for the remaining 22 evaluable subjects) was 10.3 (p<0.005).

Significant Improvement in Sexual Function (FSFI) and Sexually-Related Distress (FSDS-R)[12]

TABLE 2. CHANGES IN SEXUAL FUNCTION (FSFI) AND SEXUALLY-RELATED PERSONAL DISTRESS (FSDS-R) SCORES AFTER RF THERAPY FOR VAGINAL INTROITAL LAXITY

	Possible Score (Range)	*Baseline N=30*	*1M N=30*	*P*	*3M N=30*	*P*	*6M N=30*	*P*	*12M N=22*	*P*
FSFI										
Desire	(1.2–6)	3.3±0.8	3.0±0.8	0.043	3.1±0.9	0.190	3.2±1.0	0.310	3.25±1.0	0.741
Arousal	(0–6)	3.2±1.3	3.2±1.2	0.873	3.7±1.0	0.023	3.7±0.5	<0.01	3.6±1.6	0.363
Lubrication	(0–6)	4.5±1.5	4.7±1.5	0.219	5.0±1.1	0.089	5.1±1.3	<0.01	4.6±1.5	0.271
Orgasm	(0–6)	3.4±1.5	3.8±1.5	0.082	4.4±1.1	<0.002	4.2±1.4	<0.002	4.2±1.2	0.080
Satisfaction	(0.8–6)	3.6±1.5	4.1±1.2	0.052	4.5±1.1	<0.001	4.4±1.1	0.001	4.2±1.3	0.119
Pain	(0–6)	4.5±1.7	5.1±1.8	<0.01	5.3±1.3	<0.02	5.3±0.9	0.005	4.8±1.8	0.503
Total Score	(2–36)	22.4±6.7	23.9±6.7	0.038	26.0±5.1	0.002	26.0±5.8	0.002	26.0±5.2	0.080
FSDS-R										
Total Score	(0–52)	15.8±11.7	9.8±8.0	<0.001	8.9±7.4	<0.001	9.9±8.2	0.002	10.3±8.7	<0.005

Data are mean±SD.
P value determined by Wilcoxon signed rank test for paired samples, months 1, 3, 6, and 12 compared to pretreatment.
N, number of subjects.

Relative to safety, there were no serious treatment related adverse events. On a visual analog (VAS) pain scale of 1 - 10 (10 most pain) the average score was 1.5 with seven subjects reporting sproadic pain in the range of 5 - 7. All women reported returning to their normal activities when questioned at 72-hour follow-up. Subjects reported that they returned to vaginal intercourse within 10 days post-treatment.

> Sham-Controlled, Larger Study Commencing Enrollment

While the studies that have been completed so far have been relatively small and single-arm, a much larger and sham-controlled clinical trial commenced enrollment in December 2014. This study, named *VIveve Treatment of the Vaginal Introitus to EValuate Effectiveness* ("VIVEVE 1"), is being conducted at up to ten sites in Canada and Europe and should provide even greater insight into the safety and effectiveness of the Viveve System. Assuming positive results, the trial data is expected to help support the roll out of the device outside of the U.S.

Total evaluable enrollment is expected to be approximately 113 women (75 active, 38 sham) who report vaginal introital laxity and have had at least one vaginal delivery at least 12 months prior to the enrollment date. Primary efficacy endpoint is the proportion of women in the treatment arm as compared to the proportion of women in the sham (i.e. - control) arm that report no vaginal laxity six months following treatment. "No vaginal laxity" is determined by a score of >4 on Viveve's specially designed questionnaire ("Viveve System Questionnaire" or VSQ). The VSQ is similar to questionnaires used in the Japan and prior U.S. study and is used to assess level of sexual satisfaction and level of vaginal laxity/tightness before and after treatment.

Secondary efficacy endpoints are the percentage change in mean score from baseline to six months following treatment of the active arm as compared to the control arm in 1) the Vaginal Laxity Inventory[13] (VALI), 2) Total FSFI and 3) FSDS-R.

Safety will be measured by the proportion of women in the treatment arm versus that of the control arm experiencing adverse events six months following treatment.

Subjects will be randomized in a 2:1 ratio (active:control) to either the treatment or sham group. Patients will be blinded to which group they have been randomized to while the treating personnel will not be. The treatment group will receive 90 Joules/cm^2 of RF energy delivered via the Viveve System while the sham group will receive <1 Joule/cm^2 RF energy from the Viveve System. All subjects will be followed through the six month follow-up period with assessments at day 10 and months one, three and six.

[13] See Appendix for description of Vaginal Laxity Inventory

Total study duration is expected to be approximately 12 - 15 months. As such, full results could be available by the end of 2015 but interim results, on the first 50% of patients through 3-month follow-up, could be available as early as mid-2015. Results, potentially even just preliminary data, should provide a more definitive assessment of efficacy (and safety) given the sham-control design and larger patient enrollment as compared to prior studies.

COMPETITION

Aside from Kegel's and vaginal surgery, which we believe suffer from significant drawbacks, the Viveve System will face other competition. Our due diligence uncovered two therapies that are aimed specifically at treating vaginal laxity by non-invasive means. These are IntimaLase, a 2940nm Er:YAG "non-contact, non-invasive" laser made by Fotona, a significant laser manufacturer based in California and FemiLift, a CO_2 laser manufactured by Alma Surgical, a medical laser company based in Illinois.

IntimaLase

Treatment with IntimaLase consists of two treatment sessions, spaced approximately 15 - 30 days apart. No anesthesia is required. Per Fotona, the laser tightens the walls of the vagina through precisely placed non-ablative laser pulses which heat the collagen in the vaginal tissue.

IntimaLase Procedure[14]

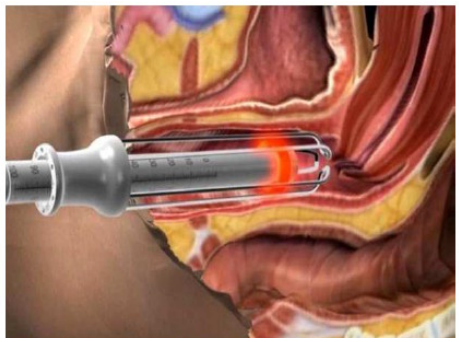

IntimaLase was used in a 21-patient pilot study[13] from June 2011 to January 2012. The subjects, aged 21 -61 years old, all reported suffering from vaginal looseness. Only 10 of the patients had had one or more vaginal deliveries, with three having deliveries via c-section and eight never having had children.

A specially designed laser vaginal tightening questionnaire was used to assess vaginal tightening - which was given to both the patient and their partners. This questionnaire also included one question to assess the subject's perception of changes in their sexual gratification following treatment. Follow-up occurred at 48 hours following each treatment, prior to the second session and three months after completion of treatment.

Results on the laser vaginal tightening questionnaire showed that all 21 patients reported improved vaginal tightness with one reporting mild improvement, 16 as moderate and 4 as strong. 20 of the 21 patients responded to the questionnaire with 3 reporting mild improvement, 10 moderate and 7 strong improvement. In terms of changes in sexual gratification, 20 of the 21 patients reported improvement in sexual gratification following treatment. Pain was assessed using a VAS scale. 10 of the 21 patients reported the procedure was totally painless (score of 0) with 11 reporting mild pain (scores of 1 and 2). No treatment related serious adverse events were reported and patients returned to normal daily activities within three days of treatment.

We note that given the very small study populations of both the Viveve System and IntimaLase, coupled with the subjectivity of questionnaires and inherent non-comparability of the studies based on differences in study designs (including outcome measures), that it is not possible to make a scientific comparison between the efficacy of the two devices. We think it is relevant to note, however, that follow-up with the Viveve studies was up to 12 months, while this IntimaLase study follow up was only up to three months.

Aside from potential differences in efficacy (or safety) - which, again we do not think is currently possible to confidently ascertain, competitiveness may favor the Viveve System due to a lower treatment burden. Treatment with the Viveve system consists of one ~30-minute session while treatment with IntimaLase requires two sessions spaced 15 - 30 days apart.

FemiLift

[14] Gaviria P, JE, Lanz L, JA. *Laser Vaginal Tightening (LVT) - evaluation of a novel noninvasive laser treatment for vaginal relaxation syndrome.* Journal of the Laser and Health Academy. Vol. 2012, No.1 www.laserandhealth.com

Alma Lasers' FemiLift uses a 30W CO_2 laser. Similar to IntimaLase, the laser is non-invasive and is used to heat the vaginal tissue to tighten it. Per Alma, the procedure can be done in one 30 minute session, does not require anesthesia and is virtually painless.

CO_2 lasers have been used for a decade or more for the treatment of skin conditions including wrinkles, sun exposure and acne. More recently they have been used for rejuvenation of vaginal tissue, although most of which appears to be focused on symptoms such as dryness, urinary burning and itching, as opposed to vaginal laxity. We have found no clinical studies which evaluate CO_2 lasers in the treatment of vaginal laxity - although we are not implying that they may potentially be efficacious or safe in that application.

FemiLift Procedure

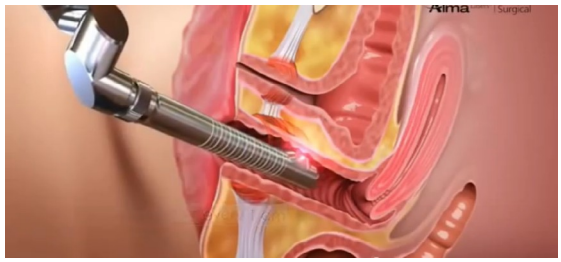

SOURCE: Alma Surgical

REGULATORY / COMMERCIALIZATION

Regulatory

The Viveve System received CE Marked for sale in Europe in late 2012, Health Canada approval for sale in that country in April 2012 and requisite regulatory approval in Hong Kong in June 2012. It is also available for sale in Japan but per that country's regulations, any sales must be the result of a specific request from a physician. The system is not yet cleared for sale in the U.S.

U.S. Clearance Expected to Follow De Novo 510(k)…

Relative to the U.S. market, for class I and II devices (which are considered low-to-moderate risk in terms safety) for which there is a predicate device, the typical 510(k) pathway (i.e.- relatively simple, inexpensive and swift) can usually be used to gain FDA clearance. However, in instances where there is no predicate device, by default, FDA had required that the PMA pathway (i.e. - relatively expensive and 1+ year for FDA decision) be followed. This has recently changed, to an extent. Now, through a Direct De Novo petition, a company seeking regulator clearance of a class I/II device where no predicate exists can request FDA to consider, based on sufficient safety of that device, that the 510(k) pathway be allowed.

Per a meeting that Viveve had with FDA in Summer of 2012, the agency verbally communicated that they believed the de novo 510(k) regulatory pathway would be sufficient. While this still needs to be confirmed in writing, we think it makes sense FDA will confirm this. We point to Thermage's ThermaCool System which uses the same technology for skin tightening of the face and body and which is classified as a class II device (i.e. - moderate risk) and was cleared via 510(k) through citing a predicate device.

But while the typical 510(k) pathway (for low-to-moderate risk devices for which a predicate exists) usually will not require clinical trial data to support the regulatory filing, de novo 510(k)s generally will. In that regard, Viveve expects to design and complete a U.S.-based clinical trial. Specifics in terms of design and timing are still uncertain although we think the company will likely wait until at least interim data is available from the just-initiated OUS sham-controlled study in order to help guide them in building the U.S. study protocol. As it is currently, Viveve expects to submit an Investigational Device Exemption (IDE) to FDA in 2015 for approval to initiate a U.S. clinical trial.

Commercialization

Commercialization to-date has been very limited with just eight systems placed including one in Canada, two in Hong Kong and five in Japan. In addition, approximately 425 treatment tips have been sold. Sales are handled by distributors and consultants. No systems have yet to be placed in Europe although this now could change following a distribution agreement for the U.K. signed in early 2015 with CoachHouse Medical. We expect Viveve will continue to seek additional European distribution partners.

The limited sales and minimal marketing/distribution reflects the company's focus on raising capital and generating clinical data with which to support a more substantial commercialization program. Compelling clinical data and/or a history of clinical success are often critical for marketing support of medical devices, particularly for those that lack third-party reimbursement such as the Viveve System and other elective therapy for vaginal laxity (including surgery).

The U.S. and Japan studies were published in September 2010 and September 2013, respectively. Viveve is pursuing the VIVEVE 1 study, not for regulatory purposes, but specifically to add another layer of data showing that the system is effective and safe. And as this study is sham-controlled, positive results should carry considerably more weight and provide a much more influential marketing message to OB/GYNs as well as patients. With the study expected to begin reading out towards mid-to-late 2015, this could provide a fresh and accelerated marketing push for Viveve.

Raising additional capital was also necessary in order to help finance the recently commenced study, to fund working capital (including building inventory), build a more significant marketing program and also to make certain modifications to the Viveve System. With the $4 million, net, infusion in September and concurrent public listing, the company is now well on its way to moving towards a more substantial commercialization push.

Near-term goals, specific to distribution, include consummating initial distribution agreements in parts of Europe and Latin America and looking to expand their footprint in existing territories including Asia and Canada. Entry into Latin America, and specifically into Brazil which leads all the world's countries in vaginoplasty procedures, could be particularly attractive for Viveve. We think new distribution agreements could be in place in 2015, potentially coinciding closely with release of interim results of the sham-controlled study.

The U.S. market is a longer-term goal, timing of entry which will ultimately be dependent on successfully gaining FDA clearance - which, in turn, is likely to be dependent on positive outcomes of a U.S.-based sham-controlled study. As such, we do not anticipate that Viveve will commercialize in the U.S. market for at least the next two years. If and when the Viveve System enters the U.S. market, we think the company may look to sell direct through an in-house sales force initially targeting OB/GYNs, which we view as the low-hanging fruit.

INVESTMENT CONSIDERATIONS

- **Large Potential Markets for Viveve Treatment**

Results of surveys of 525 OB/GYNs and 421 women aged 25-55 that Viveve sponsored in 2009 indicated that 48% of the women survey reported that vaginal laxity is a significant concern following childbirth and 84% of the OB/GYNs surveyed indicated that vaginal laxity is the most common physical change for women after delivery.

Viveve used these results, combined with U.S. census and CDC data to estimate the potential U.S. and ex-U.S. markets for the Viveve System. These estimates, as illustrated in the graphic below, resulted in a total potential U.S. market equal to approximately 3.1M women valued at roughly $1.9B.

Applying the same methodology results in the potential market of their current and near-term commercialized footprint equal to $5B.

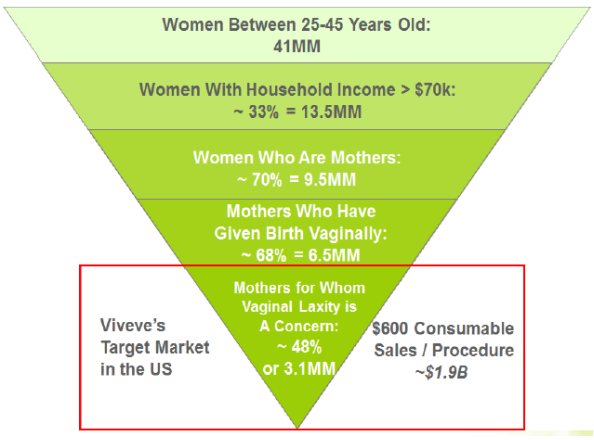

Given the high cost and other drawbacks including relatively long recovery time and associated pain, we think the low-hanging fruit opportunity for Viveve is likely to be the annual worldwide run-rate of 55k+ women (including ~2k - ~5k in the U.S. in the U.S.) that have vaginal rejuvenation surgery each year.

- **No Reimbursement Could Benefit Viveve**
  The Viveve treatment is not covered by third party reimbursement. While we would typically view lack of insurance coverage as a potential hindrance to uptake of demand for a particular medical device, given that no public or private payers (to our knowledge) reimburse for elective (i.e. - non-necessary) vaginal laxity therapy/treatment, this may actually play to Viveve's benefit. Our reasoning is that Viveve therapy provides potentially significant benefits over surgery (i.e. - cost, pain, recovery time) and other therapies (i.e. - Viveve is supported by clinical data while most others are not) and given the increasing interest in vaginal laxity treatment (as indicated by the 44% yoy increase in vaginal rejuvenation surgeries) despite lack of reimbursement, demand may soon favor Viveve.

- **Viveve System Looks Competitive To Alternatives**
  Specifically in regards to competitiveness, the Viveve System has what we view to be tangible advantages over surgery and other certain potential benefits as compared to other collagen-heating technologies such as IntimaLase and FemiLift.

  Cost to the patient for Viveve System therapy is approximately one-half the typical $4k - $10k it costs for laser vaginal rejuvenation surgery. Surgery also requires anesthesia, while Viveve treatment does not, and is associated with certain specific risks including bladder injury, excessive bleeding, infection and loss of clitoral sensation. In contrast, the Viveve System has been shown in clinical studies to have an excellent safety profile with no serious adverse events reported. And finally, surgical recovery is relatively long (i.e. 5 - 6 days) and uncomfortable (bruising, swelling, pain) whereas recovery is essentially instantaneous and largely pain-free with Viveve treatment.

  The comparison of the Viveve System to other collagen-heating devices is perhaps somewhat more subjective given limited clinical trial data and lack of other information about the competing devices (such as cost/procedure, availability of the procedure, etc.). The scant clinical data of competing devices relative to the quantity of clinical data supporting the utility of the Viveve System certainly has the potential to favor the Viveve System as physicians and patients could likely favor more "proven" technologies. Data from the OUS, multi-site, sham-controlled clinical trial study which is expected to have interim results available in 2H 2015 could provide Viveve with an even greater advantage in terms of evidence of efficacy. And an advantage specifically over IntimaLase is that the Viveve System has a lower treatment burden - the Viveve System requires just one 30-minute session while IntimaLase requires two sessions spaced 15 - 30 days apart.

- **Razor / Razor Blade Revenue Model**
  List price of the Viveve System console ("razor") is approximately $60k. Viveve also sells single-use consumables, most notably treatment tips which can be used for only a finite number of pulses but also cooling fluid (~5 - 6 procedures per canister), return pads which are adhered to the body during the procedure and viscous fluid, which is used to ensure proper current flow from treatment tip to body. The consumables ("razor blade") used in each procedure aggregate to a selling price of approximately $600.

  This razor / razor blade model has the potential to rapidly accelerate revenue with only modest or even flat growth in the number of unit placements. And as the installed base grows, revenue from consumable sales should exhibit exponential growth, even without assuming any increase in utilization per device. It also affords potentially rapid payback to physicians of the cost of the console.

- **Financial Condition**
  Viveve exited 2014 with $895k in cash and equivalents. Cash used in operating activities was $1.9M in Q4 and $6.0M for the year. $2.5 million had remained available to borrow, contingent on satisfaction of certain milestones (related to the OUS study as well as additional equity financing), under the term loan with Square 1 Bank at the close of 2014. Subsequent to year-end the company borrowed an additional $1 million under the second tranche of this loan. Another $500k under the second tranche and $1 million under a third tranche is available to borrow, again which is contingent on hitting predetermined milestones including positive interim 3-month results of the OUS study.

  Revenue has been insignificant and was $152k in 2013 and $90k in 2014. Since inception (at September 2005) through 12/31/2014, cumulative revenue and cumulative net loss have been $465k and $36M, respectively.

Over the coming years we anticipate significant improvement in the rate of revenue growth, cash burn and net loss as a result of the implementation of the more substantive marketing and commercialization programs. However, we think the company will likely require additional capital as over the near term as we expect Viveve will continue to run at a negative cash flow. Major investors in the company include life sciences focused venture capitalists 5AM Ventures, GBS Venture Partners and Alta Bioequities which provides what we view as potential ready sources of additional requisite funding.

- **Strong Management Team**
  We view the quality of management as adding credence to the potential success of the company. Several of the company's leaders were recently brought on to accelerate development and sales of the Viveve System. CEO Patricia Sheller, who joined Viveve in mid-2012, has a 25+ -year career in leadership roles (including prior CEO positions) with life sciences companies including subsidiaries of Johnson & Johnson (JNJ) and extensive experience with successful commercialization of novel medical products. CFO Scott Durbin also came to Viveve in mid-2012. Mr. Durbin also has an extensive background in life sciences including earlier in his career as a healthcare investment banker at Lehman Brothers and, later, in high-level financial roles (including prior CFO positions) with several biotech and med-tech companies.

- **Still in Early Stages of Commercialization**
  Although we believe the Viveve System has real potential for success given the large target markets and its competitive profile relative to other vaginal laxity treatments, the company is still in the early stages of commercialization with only a small handful of devices sold to-date. In order to realize potential success the company will need to substantially expand their distribution infrastructure and footprint and support that with a compelling marketing message. We expect progress on both fronts to be measured, particularly over the next 12 - 18 months as Viveve focuses on the OUS clinical trial.

  And, notwithstanding the high rates of vaginoplasty procedures (which we view as a proxy for a portion of the total the market for the Viveve System) in certain international territories, including Brazil, China and Japan (which are #1, #2 and #3, respectively, in vaginoplasty volume), the U.S. market is likely where the bulk of the potential opportunity lies for Viveve. As such, we believe entry and exploitation of the U.S. market will be necessary in order to Viveve to realize maximum potential.

VALUATION / RECOMMENDATION

We think it is relevant to look at Thermage, Inc.'s (Thermage was acquired by Valeant Pharmaceuticals in early 2014) ThermaCool system as a rough guide on which to base a forecast for the roll-out and economics of the Viveve System. The Viveve System is based on the same technology as the ThermaCool system, which launched in late 2002 for the treatment of wrinkles and skin tightening on the face and other parts of the body. The ThermaCool revenue model is also similar to that of the Viveve System - essentially to build a sufficient installed base of consoles which will then feed an ever-growing revenue stream of consumables. The consumables are also very similar and include a treatment tip, return pad, coolant and other small accessories.

The potential market size for skin tightening is many multiples larger than that for vaginal tightening. According to ISAPS there were 309k facelift procedures and 56k surgical vaginal rejuvenation procedures performed in 2011. Using these as rough proxies for the respective U.S. markets for non-invasive skin tightening and vaginal tightening, implies the former is 5x - 6x the size of the latter.

Another difference related to the end-user markets, which we account for in our financial projections, is that the availability of facial and body non-invasive skin tightening is almost certainly much more common knowledge than it is for non-invasive vaginal tightening. Also, while there is little embarrassment associated with inquiring about addressing facial wrinkles, uptake of cosmetic vaginal procedures has been hampered as a result. We think these differences will be reflected in a more moderate adoption curve of the Viveve System as compared to that of ThermaCool.

In addition to selling to a significantly larger target market, Thermage has had the benefit of a highly scaled distribution platform. Their distribution as of the end of 2006 (ThermaCool's fourth year on the market), the earliest period in which we were able to find this information, included sales through 29 distributors in 70 countries and a direct sales force in the U.S.

In the first full year on the market (i.e. - 2003) 587 ThermaCool consoles and 40k treatment tips (including the other consumables) were sold. Thermage notes in their filings that each treatment tip represents approximately one treated patient. Thermage averaged annual sales of over 500 consoles and almost 100k per-patient consumables during the first six years following ThermaCool launch and had an installed base of approximately 525k consoles at the end of that period (i.e. - 2008). Their total installed base at the end of 2012, which includes complementary products acquired since 2009, was approximately 9,300 units.

	ThermaCool Years on the market						
	1	2	3	4	5	6	**Avg**
Tips/Cons Sold	40,233	94,099	83,662	130,690	136,000	112,000	**99,447**
Consoles Sold	587	612	408	437	633	478	**526**
Tips sold to-date	40,233	80,466	174,565	258,227	388,917	524,917	
Consoles sold to-date	587	1,199	1,607	2,044	2,677	3,155	

In terms of pricing and utilization, Thermage averaged approximately $30k per console and $300 of consumables per-patient during the first six years. Utilization per console averaged approximately 5x per month over the same period.

	ThermaCool Years on the market						
	1	2	3	4	5	6	**Avg**
Sale price / tip	$180	$321	$323	$301	$332	$370	**$304**
Sale price / console	$29,705	$32,104	$30,886	$30,435	$25,750	$28,452	**$29,555**
Average Monthly Utilization per console	5.7	6.5	4.3	5.3	4.2	3.0	**4.9**

Our Financial Model Assumptions…

So while certain differences in Thermage's product, target market, competitive landscape and early distribution capabilities may not provide a specific template for what to expect with the roll-out of the Viveve System, we think it is a useful gauge, at least in terms of illustrating the potential demand for the technology (which is essentially the same), pricing and utilization in the respective end-user markets.

As the Viveve System currently has only scant international distribution and is not yet approved for sale in the U.S., we expect the roll-out to be very modest through 2015. We model a unit placement rate of approximately one per month in 2015 and per-console utilization of just 1x - 2x per month.

Assuming positive clinical data from the OUS sham-controlled study around mid-2015, we think the placement rate will accelerate and model (perhaps conservatively) 32 units sold in 2016 with utilization ticking up to 3x per month. Viveve will also be focused on expanding their distribution network and reach which should also catalyze growth in 2015 and beyond.

Entry into the U.S. market could come in 2017 and, coupled with a greater marketing push, expanded OUS distribution and additional clinical data to support sales, we think it is reasonable that Viveve could increase the unit placement rate by approximately 20 consoles per year from 2016 to 2024. This results in a total installed base of just over 1,300 units after ten years on the market, which compares to ~9,300 units with Thermage's products over roughly the same period of time. Again we account for the much more moderate roll-out with the Viveve System and much smaller market as compared to Thermage. We also think that a reasonable case would be made that our forecasted unit placement rate is conservative, particularly given that competition in Thermage's target market is much more intense and widespread than that of Viveve's.

We model utilization to improve with greater awareness of the benefits of non-invasive vaginal tightening and, potentially with a generation of women that may feel less embarrassed about broaching the subject of vaginal laxity with their physician. Our modeled utilization improves from 1x - 2x per month to just over 5x per month at year 2024.

Relative to pricing, we again may be erring on the side of conservatism. While list price of the Viveve console is $60k and per-patient consumables are estimated to sell for approximately $600, we use initial pricing of $30k and

$350, respectively. This more closely mirrors Thermage's legacy pricing over the first six years - although inflation and less competition in the vaginal tightening space may imply that these estimates are on the low end.

DCF Values VIVMF at $1.50/share

We use a 10-year DCF model to value VIVMF. Using the inputs discussed above, we have revenue growing from $325k in 2015 to $6.8M in 2018 and to approximately $52M in 2025 (for reference, Thermage's sales were $50M+ at second year after ThermaCool launch). We use estimated gross margins for both the consoles and consumables that are similar to those of ThermaCool.

Other key inputs to our DCF include a 10.5% discount rate and 2% terminal growth rate. Based on our DCF model, VIVMF is valued at approximately $1.50/share. Our outlook and financial estimates are subject to change based on progress with expansion of distribution, results of clinical trial data and regulatory approvals, among other events. We are maintaining our Outperform recommendation. Updates to our model following Q4 2014 results have moved our per-share price target from $1.75 to $1.50.

APPENDIX

Outcome Measures of Completed U.S. Study[15]

> Female Sexual Function Index

The FSFI is a brief questionnaire to assess sexual functioning in women (Rosen et al 2000). It was developed for the specific purpose of assessing six domains of sexual functioning (desire, sexual arousal, lubrication, orgasm, satisfaction and pain) in clinical trials. It is not a measure of sexual experience, knowledge, attitudes, or interpersonal functioning in women. The FSFI has been validated in two groups of women, including subjects with sexual arousal disorder (FSAD, as determined by history) and age-matched controls with no history of sexual dysfunction. The instrument sensitively reliably differentiated these two groups on all domains of sexual functioning. In this pilot study, we utilized a sponsor-modified version of the FSFI (mv-FSFI) which was collected at screening, at months 1 and 3 in the required study period and in the optional extended follow-up period of months 6 through 12. Full scale scores can range from 2 to 36. The mv-FSFI comprised the same questions as the original but with slight alterations in wording of certain question responses. The modification was due to an inadvertent typographical error. However, the ordinal/interval scale of responses from highest to lowest frequency or highest to lowest degree was similar and there was no change in the scoring algorithm as originally reported by Rosen et al (2000).

The FSFI developed by Rosen et al 2000 has been useful in identifying women with sexual dysfunction. For example, the original Rosen et al study evaluated the discriminate validity of the FSFI to discern differences between age-matched, normal control women and those with sexual dysfunction (i.e., female sex arousal dysfunction, FSAD). In the Rosen report the mean FSFI full scale score was 30.5 ± 5.29 for control women and 19.2 ± 6.63 for women with FSAD, respectively ($p \leq 0.001$). In the pilot study reported herein, the mv-FSFI served the dual purpose of evaluating the safety and effectiveness of the RF treatment but was not used for diagnosis or to identify the presence of sexual dysfunction in the study population.

> Female Sexual Distress Scale-Revised

The FSDS-R is a validated scale used to measure sexually related personal distress in women (Derogatis et al 2002). The questionnaire has recently been revised to enhance the sensitivity of the instrument and to extend the validation of the scale by demonstrating that both instruments possess reliability and discriminative validity in pre-menopausal women with hypoactive sexual desire disorder (Derogatis et al 2008). The FSDS-R has a high degree of discriminative sensitivity to distinguish between sexually dysfunctional and normal functional women and is sensitive to therapeutically inducted changes in function. Total score of the FSDS-R can range from 0 to 52. The provisional cut-off score of ≥15 reliably identifies over 90% of women who are currently experiencing sexually related personal distress. The FSDS-R was scheduled to be collected at screening and at Months 1 and 3, and at the optional extended follow-up visits at months 6, 9 and 12.

> TCRS Treatment (Pre- and Post-) Specific Questionnaires

The TCRS Treatment Specific Questionnaire is intended to acquire patient subjective assessments related to sexual satisfaction and vaginal laxity/tightness. It was designed especially for this study to serve as a measure of both safety and effectiveness outcomes; the questionnaire documents participants' responses to Likert items. The Likert scale is one of the most widely used bipolar scaling method instruments in survey research. The TCRS Treatment Specific Questionnaire scale item on level of vaginal laxity/tightness uses a balanced keying (an equal number of positive and negative statements) to obviate the problem of acquisition bias. The item on sexual satisfaction uses an incremental ordered response about level of sexual satisfaction. The TCRS Pre-Treatment Questionnaire was administered prior to treatment (assessing subjects' status prior to vaginal deliveries and currently) and the TCRS Post-Treatment Questionnaire was to be administered at office visits at Months 1 and 3 and at the optional extended follow-up visits at months 6, 9 and 12.
The TCRS Questionnaire uses two Likert items.
• The first question related to "level of sexual satisfaction from vaginal intercourse" and was assessed with 6-level ordered responses (none, poor, fair, good, very good or excellent).

[15] These descriptions were taken verbatim from; *CLINICAL STUDY REPORT, A Single-Arm Study of the TivaMed Cooled Radiofrequency (RF) System (TCRS) in the Treatment of Vaginal Laxity.* May 26, 2010

• The second question related to “level of vaginal laxity/tightness” and was assessed with 7-level ordered responses (very loose, moderately loose, slightly loose, neither loose nor tight, slightly tight, moderately tight or very tight).

> Global Response Assessment Questionnaire
The GRA is a self-report instrument to assess the participant’s perception of responses to the treatment procedure with the TCRS and utilizes balanced keying responses to two Likert items:
• The first query “As compared to when you started the current study, how would you rate your overall level of sexual satisfaction now?”
• The second query “As compared to when you started the current study, how would you rate your vaginal laxity/tightness now?”

Response categories comprised a balanced keying of 7-level ordered responses (markedly improved, moderately improved, slightly improved, no change, slightly worse, moderately worse or markedly worse). The GRA was to be administered during office visits at Months 1 and 3 and during the optional extended follow-up visits at months 6, 9 and 12. The Likert scaling in the GRA questionnaire is a frequently used bipolar scaling method to assess outcomes in clinical research.

Description of Vaginal Introitus Laxity Inventory (secondary outcome in VIVEVE 1 study)[16]

Vaginal Introitus Laxity Inventory (VALI) is a 12-item patient reported outcome measure (i.e., PRO) designed to describe and quantify the nature of a female respondent’s concern with the perception of laxity (“looseness”) and its impact on the qualities of satisfaction and enjoyment of her sexual functioning. Items of the VALI address the impact of laxity on the major aspects of the female sexual response cycle (i.e., sexual desire, arousal and orgasm), and quantify the patient’s experience of sexual pleasure, sensitivity and satisfaction. The VALI items also address the potential impact of vaginal introitus laxity on sexual confidence and the patient’s partner. All 12 items are measured on 5-point Likert scales and scores are summed to achieve a VALI Total score, range 0-48).

[16] This description was taken verbatim from Viveve's Protocol Report for the VIVEVE 1 study

FINANCIAL MODEL

Viveve Medical, Inc

	2014 A	Q1E	Q2E	Q3E	Q4E	2015 E	2016 E	2017 E	2018
Total Revenues	$90.0	$32.1	$64.2	$97.4	$131.6	$325.2	$1,501.8	$4,158.6	$6,810.0
YOY Growth	*-40.8%*	*-78.9%*	*35.7%*	*105.8%*	*#DIV/0!*	*261.3%*	*361.8%*	*176.9%*	*63.8%*
Cost of Goods Sold	$50.0	$20.0	$38.1	$57.7	$77.8	$193.5	$771.8	$1,908.4	$2,733.5
Gross Income	$40.0	$12.1	$26.1	$39.7	$53.8	$131.7	$730.0	$2,250.1	$4,076.5
Gross Margin	*44.4%*	*37.7%*	*40.7%*	*40.8%*	*40.9%*	*40.5%*	*48.6%*	*54.1%*	*59.9%*
SG&A	$4,276.0	$1,088.0	$1,115.0	$1,108.0	$1,181.0	$4,492.0	$4,655.0	$4,782.3	$4,494.6
% SG&A	*4751.1%*	*3389.4%*	*1736.8%*	*1138.2%*	*897.8%*	*1381.3%*	*310.0%*	*115.0%*	*66.0%*
R&D	$1,426.0	$442.0	$461.0	$502.0	$508.0	$1,913.0	$1,828.0	$1,650.0	$1,645.0
% R&D	*1584.4%*	*1376.9%*	*718.1%*	*515.7%*	*386.2%*	*588.3%*	*121.7%*	*39.7%*	*24.2%*
Operating Income	($5,662.0)	($1,517.9)	($1,549.9)	($1,570.3)	($1,635.2)	($6,273.3)	($5,753.0)	($4,182.2)	($2,063.1)
Operating Margin	*-6291.1%*	*-4728.6%*	*-2414.2%*	*-1613.1%*	*-1243.0%*	*-1929.1%*	*-383.1%*	*-100.6%*	*-30.3%*
Total Other Income (Expense)	($518.0)	($84.0)	($86.0)	($90.0)	($90.0)	($350.0)	($295.0)	($200.0)	($122.0)
Pre-Tax Income	($6,180.0)	($1,601.9)	($1,635.9)	($1,660.3)	($1,725.2)	($6,623.3)	($6,048.0)	($4,382.2)	($2,185.1)
Tax expense (benefit)	$0.0	$0.0	$0.0	$0.0	$0.0	$0.0	$0.0		
Tax Rate	-	-	-	-	-	-	-	-	-
Net Income (continuing ops)	($6,180.0)	($1,601.9)	($1,635.9)	($1,660.3)	($1,725.2)	($6,623.3)	($6,048.0)	($4,382.2)	($2,185.1)
YOY Growth	*48.9%*	*-61.4%*	*104.1%*	*107.1%*	*52.4%*	*7.2%*	*-8.7%*	*-27.5%*	*-50.1%*
Net Margin	*-6866.7%*	*-4990.3%*	*-2548.1%*	*-1705.5%*	*-1311.5%*	*-2036.7%*	*-402.7%*	*-105.4%*	*-32.1%*
EPS (continuing ops)	($1.27)	($0.09)	($0.09)	($0.06)	($0.06)	($0.29)	($0.15)	($0.10)	($0.05)
YOY Growth	*128.9%*	*-84.2%*	*#DIV/0!*	*-68.7%*	*-78.5%*	*-77.4%*	*-47.3%*	*-34.1%*	*-52.8%*
Diluted Shares O/S	4,866	18,320	19,100	26,500	28,400	23,080	40,000	44,000	46,500

Brian Marckx, CFA

© Copyright 2015, Zacks Investment Research. All Rights Reserved.

LEADERSHIP

Management

Patricia Scheller
Chief Executive Officer and Director
Patricia′s commitment to the healthcare industry spans more than 25 years. Prior to joining Viveve, she served as the CEO of Prescient Medical, Inc., a privately held company that developed diagnostic imaging catheters and coronary stents designed to reduce deaths from heart attacks. Before PMI she was the CEO of SomaLogic, a molecular diagnostic company dedicated to developing protein signature arrays. Patricia also managed several business units at Ortho-Clinical Diagnostics, a Johnson & Johnson company, and served in key executive positions at Dade Behring, a clinical diagnostics firm. In addition, she was director of cardiology systems at Cordis, a Johnson & Johnson company renowned for pioneering vascular disease treatments. There, she was responsible for launching the PALMAZ-SCHATZ® balloon-expandable Stent, the first stent to achieve over a billion dollars in sales. Patricia received a B.S.E. degree in Biomedical Engineering from Duke University and completed executive business education programs at Harvard University, Massachusetts Institute of Technology, Columbia University and Northwestern University.

Scott Durbin
Chief Financial Officer
Scott joined Viveve as Chief Financial Officer in January 2013. His 20 year career in corporate finance and strategy for the life science industry brings a wealth of finance experience to our organization. Prior to joining Viveve, he was Chief Financial Officer of Aastrom Biosciences, a publicly traded, cardiovascular cell therapy company. Before Aastrom, he spent six years as Chief Operating and Financial Officer for Prescient Medical, a privately held company that developed diagnostic imaging catheters and coronary stents designed to reduce deaths from heart attacks. Prior to Prescient, he spent several years as a financial consultant for two publicly traded biotech companies, Scios, Inc. – a Johnson & Johnson company and Alteon, Inc. He began his career in corporate finance as an investment banker in the Healthcare and M&A groups at Lehman Brothers Inc., where he focused on mergers and acquisitions and financings for the life science industry. At Lehman, he successfully executed over $5 billion in transactions for medical device and biotech companies. He began his career as a Director of Neurophysiology for Biotronic, Inc. Scott received a B.S. from the University of Michigan and an M.P.H. in Health Management with Honors from the Yale University School of Medicine and School of Management.

Alan Curtis
Vice President of Regulatory, Clinical and Quality
Alan joined Viveve in January 2010. In his role as Vice President of Regulatory, Clinical and Quality, Alan brings over 30 years of experience to the organization. Alan has been involved in many medical device start-ups including Aragon Surgical, Reliant Technologies, SURx, and Endosonics. Alan also gained PMA approval for an interventional cardiology device while with W.L. Gore and Associates. He has created and implemented robust Quality Systems to meet domestic and international regulatory requirements. In addition, Alan has established successful clinical and regulatory strategies that led to device commercialization in the U.S. as well as CE Mark for international distribution. Alan is a member of the Regulatory Affairs Professionals Society (RAPS) and is certified as an RAC. Alan attended California State University and received a B.Sc. in Microbiology.

Steve Lopez
Director of Operations
Steve joined Viveve in April 2009. He brings over 20 years of engineering, manufacturing, quality and operational experience supporting asthma, cardiovascular, esophageal, oncology, and surgical products, both in early stage and Fortune 500 companies. More recently, Steve worked at Asthmatx (now Boston Scientific) as the Director of Operations where he led the transition from R&D assembly into clinical manufacturing along with managing scale-up activities for commercial release. Steve has held various leadership and technical roles at BÂRRX Medical (now Covidien), Boston Scientific, RadioTherapeutics (now Boston Scientific), Johnson & Johnson, and Guidant (now Abbott Vascular). Steve earned his M.S. degree in Engineering Management from California State University, Northridge, received his B.S. degree in Engineering from California State Polytechnic University, Pomona, and is a Certified Manufacturing Engineer.

James Atkinson
Chief Business Officer and President
Prior to joining Viveve as Chief Business Officer and President, Jim was the Senior Vice President of Global Sales at Ulthera, Inc. through April, 2014. He was the third employee to join the company in October, 2006 as Senior Vice President of Sales and Marketing. While at Ulthera, he helped grow the company from 3 to 165 employees and established a global distribution network that included 42 distributors, covering 52 countries. Ulthera was purchased by Merz Aesthetics for $600 million in 2014. Before joining Ulthera, Mr. Atkinson served as Vice President of Sales and Marketing for the Cardiac Surgery Division at St. Jude Medical, where his responsibilities included launching the Biocor stented tissue valve, recognized as the fastest growing heart valve brand in the industry. Prior to St. Jude Medical, he served as Vice President of Sales for Medtronic Vascular, a $200 million division of Medtronic, Inc. Mr. Atkinson's entrepreneurial spirit led him to co-found and serve as Vice President of Sales and Business Development for Medical Simulation Corporation, the leading developer of state-of-the-art simulation technologies and services for the cardiology, cardiac surgery and nursing industries. His career began as a sales representative at Ethicon Endosurgery where he progressed through positions of increasing responsibility to Regional Manager.

© Copyright 2015, Zacks Investment Research. All Rights Reserved.

Scientific Advisory Board

Sheryl A. Kingsberg, Ph.D
Dr. Sheryl Kingsberg is the chief of behavioral medicine at MacDonald Women's Hospital/University Hospitals Case Medical Center and Professor in Reproductive Biology and Psychiatry at Case Western Reserve University. Her areas of clinical specialization include sexual medicine, female sexual disorders, menopause, pregnancy and postpartum mood disorders, and psychological aspects of infertility.
Dr. Kingsberg's primary research interests are in treatments for female sexual disorders and the psychological aspects of infertility and menopause. She has been the principal investigator for several clinical trials for treatments for female sexual disorders and consults for many pharmaceutical companies that are developing investigational drug treatments for sexual problems. She has numerous publications in many national and international journals and is an Associate Editor for the Journal of Sexual Medicine and sits on the editorial board of the journal Menopause.
Dr. Kingsberg is a leader in a number of national and international organizations. She currently sits on the Board of Trustees of The North American Menopause Society, and is a past president of The International Society for the Study of Women's Sexual Health.

Michael Krychman, M.D.
Michael is Executive Director, President and CEO of the Southern California Center for Sexual Health and Survivorship Medicine, and Associate Clinical Professor at USC, Department of Obstetrics and Gynecology. He is a Member-at-Large on the Executive Board of the International Society for the Study of Women's Sexual Health and is a member of the Standards Committee for the International Society for Sexual Medicine. He has been the visiting professor at Oxford University, UK and has served in a consulting or Advisory Board role for many women's health companies including Boehringer Ingelheim and Pfizer Women's Healthcare.

HISTORICAL ZACKS RECOMMENDATIONS

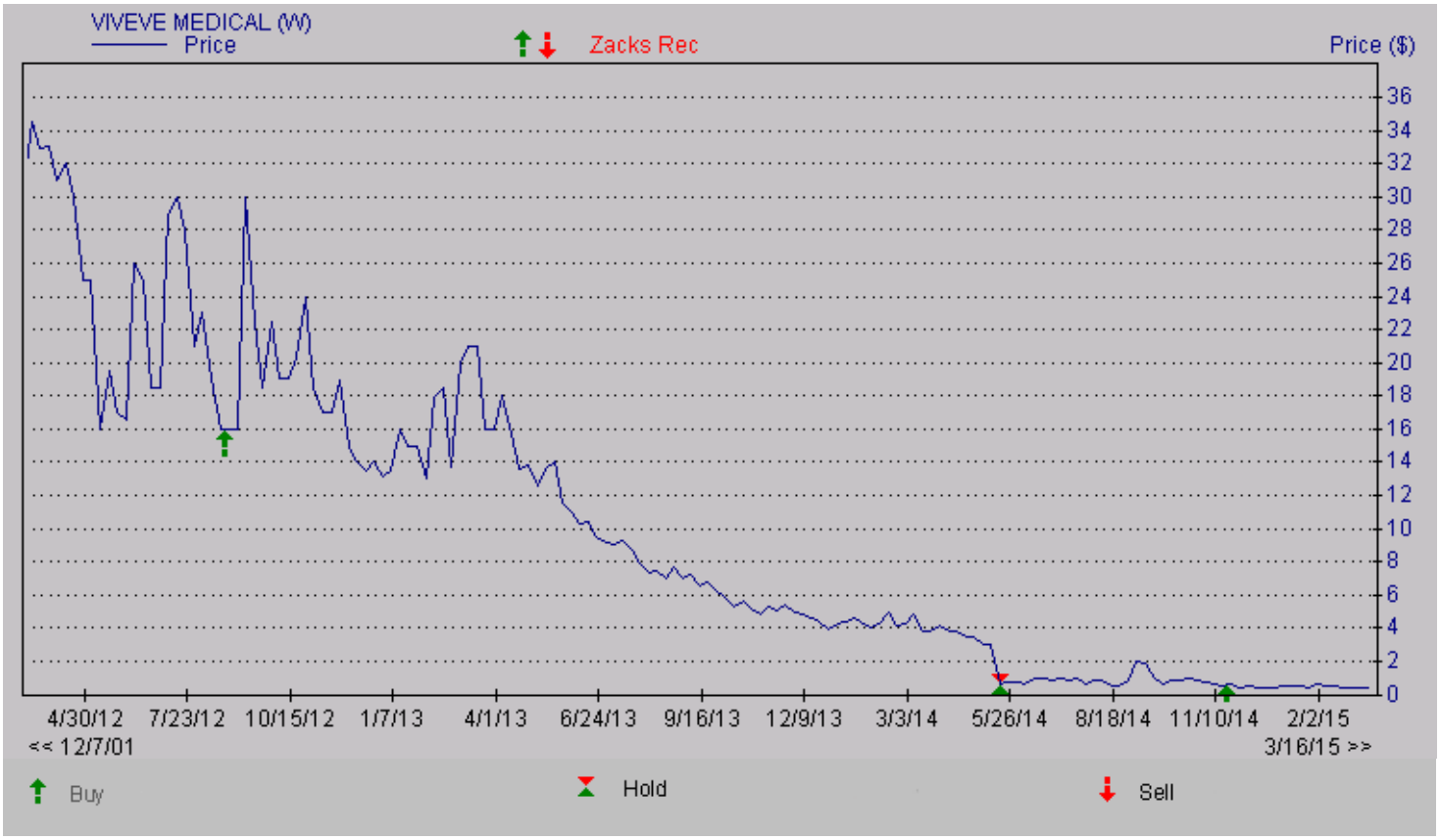

DISCLOSURES

The following disclosures relate to relationships between Zacks Small-Cap Research ("Zacks SCR"), a division of Zacks Investment Research ("ZIR"), and the issuers covered by the Zacks SCR Analysts in the Small-Cap Universe.

ANALYST DISCLOSURES

I, Brian Marckx, CFA, CFA, hereby certify that the view expressed in this research report accurately reflect my personal views about the subject securities and issuers. I also certify that no part of my compensation was, is, or will be, directly or indirectly, related to the recommendations or views expressed in this research report. I believe the information used for the creation of this report has been obtained from sources I considered to be reliable, but I can neither guarantee nor represent the completeness or accuracy of the information herewith. Such information and the opinions expressed are subject to change without notice.

INVESMENT BANKING, REFERRALS, AND FEES FOR SERVICE

Zacks SCR does not provide nor has received compensation for investment banking services on the securities covered in this report. Zacks SCR does not expect to receive compensation for investment banking services on the Small-Cap Universe. Zacks SCR may seek to provide referrals for a fee to investment banks. Zacks & Co., a separate legal entity from ZIR, is, among others, one of these investment banks. Referrals may include securities and issuers noted in this report. Zacks & Co. may have paid referral fees to Zacks SCR related to some of the securities and issuers noted in this report. From time to time, Zacks SCR pays investment banks, including Zacks & Co., a referral fee for research coverage.

Zacks SCR has received compensation for non-investment banking services on the Small-Cap Universe, and expects to receive additional compensation for non-investment banking services on the Small-Cap Universe, paid by issuers of securities covered by Zacks SCR Analysts. Non-investment banking services include investor relations services and software, financial database analysis, advertising services, brokerage services, advisory services, equity research, investment management, non-deal road shows, and attendance fees for conferences sponsored or co-sponsored by Zacks SCR. The fees for these services vary on a per client basis and are subject to the number of services contracted. Fees typically range between ten thousand and fifty thousand USD per annum.

POLICY DISCLOSURES

Zacks SCR Analysts are restricted from holding or trading securities placed on the ZIR, SCR, or Zacks & Co. restricted list, which may include issuers in the Small-Cap Universe. ZIR and Zacks SCR do not make a market in any security nor do they act as dealers in securities. Each

Zacks SCR Analyst has full discretion on the rating and price target based on his or her own due diligence. Analysts are paid in part based on the overall profitability of Zacks SCR. Such profitability is derived from a variety of sources and includes payments received from issuers of securities covered by Zacks SCR for services described above. No part of analyst compensation was, is or will be, directly or indirectly, related to the specific recommendations or views expressed in any report or article.

ADDITIONAL INFORMATION

Additional information is available upon request. Zacks SCR reports are based on data obtained from sources we believe to be reliable, but are not guaranteed as to be accurate nor do we purport to be complete. Because of individual objectives, this report should not be construed as advice designed to meet the particular investment needs of any investor. Any opinions expressed by Zacks SCR Analysts are subject to change without notice. Reports are not to be construed as an offer or solicitation of an offer to buy or sell the securities herein mentioned.

ZACKS RATING & RECOMMENDATION

ZIR uses the following rating system for the 1130 companies whose securities it covers, including securities covered by Zacks SCR:
Buy/Outperform: The analyst expects that the subject company will outperform the broader U.S. equity market over the next one to two quarters.
Hold/Neutral: The analyst expects that the company will perform in line with the broader U.S. equity market over the next one to two quarters.
Sell/Underperform: The analyst expects the company will underperform the broader U.S. Equity market over the next one to two quarters.

The current distribution is as follows: Buy/Outperform- 15.1%, Hold/Neutral- 75.0%, Sell/Underperform – 9.0%. Data is as of midnight on the business day immediately prior to this publication.