Zacks Small-Cap Research

February 10, 2015

Brian Marckx, CFA
bmarckx@zacks.com
Ph (312) 265-9474

scr.zacks.com

10 S. Riverside Plaza, Ste 1600, Chicago, IL 60606

Zecotek Photonics (V.ZMS)

V.ZMS: Resolution of Lawsuit Opens Up Inflection Opportunity in 2015

Current Recommendation	**Outperform**
Prior Recommendation	N/A
Date of Last Change	10/02/2013
Current Price (02/10/2015)	$0.44
Target Price	**$2.00**

OUTLOOK

Zecotek is the only company in the world to own all key elements for a high performance PET scanner. Technology is protected by large patent portfolio. ZMS.V is well positioned to capitalize on growth of PET market. Their LFS scintillation crystals look to be superior to any other crystals on the market and with PET scanner performance tied to performance of crystals, demand for LFS crystals could be substantial. Major distributor recently signed and initial orders received. Crystals also to be used in high profile Large Hadron Collider. Lawsuit whereby ZMS.V claimed patent infringement was just settled. We think the settlement now opens up significant opportunity for Zecotek, the benefits of which we think begin to be realized in the very near-term.

SUMMARY DATA

52-Week High	**$0.97**
52-Week Low	**$0.26**
One-Year Return (%)	**-40**
Beta	**N/A**
Average Daily Volume (sh)	**387,227**
Shares Outstanding (mil)	**110**
Market Capitalization ($mil)	**49**
Short Interest Ratio (days)	**N/A**
Institutional Ownership (%)	**N/A**
Insider Ownership (%)	**N/A**
Annual Cash Dividend	**N/A**
Dividend Yield (%)	**N/A**
5-Yr. Historical Growth Rates	
Sales (%)	**N/A**
Earnings Per Share (%)	**N/A**
Dividend (%)	**N/A**
P/E using TTM EPS	**N/A**
P/E using 2015 Estimate	**N/A**
P/E using 2016 Estimate	**N/A**
Zacks Rank	**N/A**

Risk Level	**N/A**
Type of Stock	**Large-Growth**
Industry	**Med Products**

ZACKS ESTIMATES

Revenue
(in '000 of $)

	Q1 (Oct)	Q2 (Jan)	Q3 (Apr)	Q4 (Jul)	Year (Jul)
2014	8 A	41 A	14 A	23 A	87 A
2015	98 A	114 E	681 E	1248 E	2141 E
2016					7397 E
2017					10307 E

Earnings per Share

	Q1 (Oct)	Q2 (Jan)	Q3 (Apr)	Q4 (Jul)	Year (Jul)
2014	-$0.01 A	-$0.02 A	-$0.02 A	-$0.04 A	-$0.09 A
2015	-$0.02 A	-$0.02 E	-$0.01 E	-$0.00 E	-$0.05 E
2016					-$0.01 E
2017					$0.01 E

Zacks Projected EPS Growth Rate - Next 5 Years % **N/A**

© Copyright 2015, Zacks Investment Research. All Rights Reserved.

WHAT'S NEW…

Resolution of lawsuit, significant development progress bodes well for revenue inflection in 2015

By several measures 2014 was a disappointing year for Zecotek. This was particularly true from an income statement standpoint which suffered from delays in recognizing order revenue, product introductions being pushed back and elevated legal expenses. Despite $2.0 million in orders placed by Hamamatsu since the end of fiscal 2013, Zecotek recognized only about $200k in 2014. We do not expect a repeat in fiscal 2015.

We think a major hindrance to order fulfillment, as well as consummation of a supply agreement with CERN, was the outstanding lawsuit with Philips / St. Gobain. The lawsuit was settled in late December. And while terms were not disclosed, language in the press release indicates that a "business relationship" between Zecotek and Philips may have been part of the settlement. As we have discussed since initiating coverage of the company in late 2013, we felt Zecotek had a position of strength in the action against Philips and St. Gobain as a result of precedent from similar scintillation crystal lawsuits which were ruled in favor of the patent infringement claimant.

What, if anything, was awarded to Zecotek from settlement of the lawsuit we do not know. We think it is a reasonable assumption however, that Zecotek would not have agreed to settle if Philips intended to continue to purchase crystals from St. Gobain and St. Gobain intended to continue to supply them. Using that logic, it is also not unreasonable to assume that it is possible (probable?) a supply agreement between Zecotek and Philips was a part of (or the heart of) the settlement. In fact just days after announcement of the lawsuit settlement, Zecotek announced a new $500k crystals order for use in a next-gen Time-of-Flight PET (TOF) scanner.

We think another issue that may have been created while the lawsuit was ongoing was potential hesitance from other would-be customers to purchase the LFS crystals from Zecotek given the ambiguity over the related patent. So now with lawsuit settled, we think order flow and order fulfillment will increase and improve overall. We expect Zecotek will begin to recognize a significant portion of the $2.5 million orders-to-date (includes the aforementioned $2M order from Hamamatsu plus $500k from the TOF customer) over the near-term.

And we continue to view Zecotek's crystals as ultra-competitive in the PET scanner space. The company has indicated that they are seeing demand from both the human PET scanner industry as well as pharmaceutical research. And the fact that orders were placed for a TOF machine, which are high-end scanners and require the highest performance components, speaks to the quality of the LFS crystals. In addition to quality and performance, Zecotek has the advantage of low cost production via its Chinese partner BOET. So we continue to view their potential customer base as not just the deep-pocketed major domestic OEMs but also overseas manufacturers including those in emerging markets where industry research expects particularly rapid growth in the PET scanner space.

And while Zecotek has had an ongoing relationship with CERN, which has been validating the crystals for potential use in the rebuild of the Large Hadron Collider, the organization has yet to place a significant order. We also expect this to change for the better with the lawsuit now settled. In early December ZMS announced that a new configuration of their LFS crystals was requested by CERN for their Compact Muon Solenoid (CMS) experiment and that a supply agreement with CERN should be consummated in early 2015. Based on our understanding, this remains the expectation and, as such, we expect a formal announcement will be forthcoming. The language in the recent press release also mentions that Zecotek has been working with BOET in order to fulfill the supply agreement – which we think may suggest discussions regarding increasing production capacity – which we would view as another positive sign.

Product development continues on Zecotek's other PET components including their MAPD and IDM. The company expects to showcase their next-gen MAPD ("MAPD-3N") in April which we think could also potentially commercially launch during the year. And although we do not foresee a commercial introduction of the IDM in 2015, we think a launch the following year, assuming development continues on-track, is a fair estimate. The IDM, as we have explained in prior reports, combines the LFS crystals, an array of their MAPD photo detectors and a readout system into a single assembly for use in PET and gamma scanners. PET manufacturers are trending towards plug-and-play capability in building their scanners but this is largely not available today. Therefore a high-performance IDM could see strong demand from OEMs.

And Zecotek has another shot on goal – which could begin to materialize during 2015. That being products from their Display segment and, in particular, glasses-free 3D display. While the company had initially focused their 3D technology on the consumer TV space, Zecotek now believes there are greater opportunities elsewhere. Our

recent discussions with our contacts has revealed that the company may make a meaningful announcement in the near-term related to their focused pursuits with their 3D technology – which we eagerly await to hear more about.

And as it related to 3D printing, which is another endeavor in the Display segment, the company has indicated that they think they may have a commercially-viable product within the coming months. As a reminder, over the last few quarters Zecotek began designing a 3D interface platform between 3D printers and their 3D display technology as well as developing their own 3D printer. The interface would allow someone to see a 3D image of an object prior to actually printing it on a 3D printer. The user would be able to view the object from all angles and make any desired adjustments before they printed it, affording time, cost and materials savings. Relative to a 3D printer, Zecotek is working with their long-time contracting partner LT-Pyrkal (Armenia) in designing a compact, high speed and more efficient printer than the 3D printers currently on the market. Development has progressed fairly rapidly and as early as May 2014 the initial design for a 3D processing module was completed. Testing began in July and, as noted, the company expects to have a working unit sometime in 2015.

With the rapid growth in popularity of 3D printing, this could be another high-potential opportunity for Zecotek's 3D display technology. The company envisions initially subcontracting production of the 3D display units for the 3D printer application and then potentially partnering for wider distribution.

Our updated Outlook

We have updated our financial model and outlook since the resolution of the lawsuit which, as we have explained above, we think will open up order flow and fulfillment and provides Zecotek with significantly greater opportunity for new customer wins. We look for a significant increase in the rate of recognition of the outstanding portion of the $2.5 million in orders over the near-term. We also incorporate the assumption that crystals orders that St. Gobain had been getting that infringed ZMS's 7,132,060 patent now go to Zecotek – which obviously includes orders from Philips.

CERN order flow had also been relatively minimal but, again, based on resolution of the lawsuit, we think this now accelerates and contributes during the current year. And while it's still too early to speculate on specific quantities that CERN may order from Zecotek, we think that it's reasonable that it could eventually be in the several million dollars to potentially tens of millions of dollars worth of product.

We also think there are other revenue opportunities that may materialize in the current year that we have not modeled. These could encompass licensing deals with either the Imaging and / or Display business products and patents.

In terms of operating expenses, we expect to see a substantial reduction in professional fees in (which aggregated to over $3.8 million in 2014) as a result of conclusion of the lawsuit. While we think R&D may remain elevated with ongoing development of various products, we look for improvement in operating loss with a ramp in revenue.

We are maintaining our Outperform rating and $2.00/share price target. We continue to think the shares remain highly undervalued with the delay in recognition of the Hamamatsu order and CERN supply agreement putting downward pressure on the stock price and offering an attractive entry point. With the lawsuit now resolved, we think revenue growth steepens significantly.

BACKGROUND

Three Operating Businesses, Current Main Focus is Imaging Systems
The company has three operating businesses; Zecotek Imaging, which develops high resolution imaging products and components for the medical field (includes LFS crystals, the company's current focus), Zecotek Lasers, laser systems for the medical and industrial fields, and Zecotek Display, the company's proprietary display technology which provides 3-D viewing without glasses and is aimed at the medical, industrial and consumer markets.



- **Zecotek Display Systems (ZDS)** is focused on a proprietary 3-D technology which provides unique, multi-dimensional viewing without requiring glasses. The display allows viewers sitting at different angles to see separate views. Potential end markets include medical, video gaming, graphic design, and military, among others. We think the display systems business has significant potential given the huge and various markets interested in high quality 3-D technology and the unmet demand due to the fact that most currently commercialized technologies require glasses, which consumers find an annoyance. We had just recently viewed the business as sort of a back-burner opportunity as Zecotek focused on their LFS crystals and their MAPD but recent developments in the display business, including a July 2014 announcement that they signed a letter of intent for Aquarius, Russia's largest computer company, to acquire 20% of Zecotek Display Systems for $7 million, now have us believing Zecotek's display systems business may have more near-term potential than we had previously thought. These displays are for flat screen and large screen formats and also for use with a 3D printer. The company has made significant and rapid progress with product development in the Display business and expects to have a working 3D printer during 2015. We also think an announcement related to 3D displays may be forthcoming.

- **Zecotek Laser Systems (ZLS)** develops lasers and laser components for applications in the medical and industrial sectors as well as for research purposes. The company develops two main types of lasers; visible fiber lasers (VFL) and thin film lasers.



Their VFL lasers cover wavelengths in the green, blue and red spectral ranges and are manufactured using the company's proprietary fiber optical technology. Zecotek notes certain advantages of their lasers including; high beam quality and stability, compact design and high efficiency, adjustment-free operation, no water cooling, wavelength output in most of the visible spectrum, and broad continuous wavelength tuneability. The tuneability within wide spectral ranges, along with relatively lower cost compared to conventional lasers are specifically noteworthy benefits. Their VFL lasers are sold to various industries and for a variety of applications, these include; medical (DNA sequencing, flow cytometry, ophthalmology, dermatology, urology), printing, material processing (laser writing, lithography), and research (spectrsocopy, fluorescent analysis), among others. Zecotek's VFL lasers are currently used by the National Cancer Institute, a division of the U.S. National Institutes of Health (NIH).

Zecotek's thin film lasers are still under development. The company has previously noted that it was partnered with the Advanced Materials and Process Engineering Lab at the University of British Columbia in development of thin film waveguide structures for the next generation of diode-pumped solid-state (DPSS) lasers.

Most recently however, in early 2014 Zecotek noted in its Q2 2014 quarterly filing that it is revising the Laser Systems' technology portfolio, restructuring the business and now focusing on "ready technologies geared to cater for the ever expanding security market demands." What this means in terms of near-term projects, product development or product commercialization is unclear – however, we think it may indicate that the company will look to incorporate its laser technology into products with more broad-based applications. However, similar to the Display Systems segment, we still do not model any contribution from the Lasers Systems business as product development is still in too early of a stage to reasonably estimate financial contribution from these segments.

- **Zecotek Imaging Systems (ZIS)** develops and manufactures components for advanced imaging products, mainly for the medical industry, including PET and MRI scanners. The ZIS business is where most of Zecotek's current attention remains focused and includes their LFS scintillation crystals, MAPD, and integrated PET/MRI assemblies. As the products from the ZIS business, most importantly the LFS scintillation crystals, aggregate the majority of Zecotek's near-term opportunity, this is where we dedicate most of our discussion. In 2009

Zecotek received the Frost and Sullivan award for "Best Enabling Technology" for its MAPD and LFS scintillation materials.

The main components of PET scanners which have to do with capturing the images are crystals and photo-detectors. During a PET procedure a patient is injected with an imaging agent. As the agent decays it emits a positron, and eventually produces photons, which are detected by scintillation crystals. These crystals create a burst of light which are then captured by the photo detectors which multiply the signal, allowing for it to be detected. Millions of these events can occur in a single scan which are then reconstructed with computer algorithms to produce single images. The majority of PET scanners sold today also have CT capability which provides for enhanced resolution and greater localization of lesions, which is particularly desirable for oncology applications. Hybrid PET/MRI scanners, which provide even better visualization of soft tissue and have lower radiation than PET/CT, have recently evolved as a major area of growth for PET manufacturers with Siemens introducing the first fully-integrated PET/MRI scanner in the U.S. in 2011.



Zecotek's **MAPD** have been developed to replace photo multiplier tubes, which are the most commonly used photo detector in PET scanners and gamma cameras. Photo multipliers are a type of vacuum tube, but unlike most vacuum tubes, photo multipliers are not obsolete. Photo multiplier tubes are very sensitive detectors of light with high gain, low noise and very fast response, which has made them ideal for applications such as in advanced medical imaging cameras. They do have some drawbacks, however, including they are relatively large, expensive, and require very high voltage. Another meaningful disadvantage is that strong magnetic fields can impede the performance of photo multiplier tubes. Therefore a combination PET/MRI machine can not easily be constructed using photo multiplier tubes as MRI (magnetic resonance imaging) produces strong magnetic fields. Zecotek and the University of Washington have collaborated in designs for a PET/MRI scanner using the company's newest generation MAPD's.

Zecotek's MAPD have been developed to have all the benefits of photo multiplier tubes (high sensitivity, high gain, low noise, fast response) without the drawbacks. Zecotek's MAPD uses relatively low voltage and the solid-state design makes them much more compact than photo multiplier tubes. It also is not affected by magnetic fields. Zecotek's MAPD target markets encompass all those currently served by photo multiplier tubes which, along with medical technology, includes high energy physics, astronomy, pharmaceutical research, security, defense, and environmental monitoring.

Due to the drawbacks of PMT and advantages of solid-state photo detectors, PET manufacturers have a significant interest in building their scanners with this better technology. The initial solid-state detectors were built with technologies called silicon photo multipliers (SiPM) and multi-pixel photon counters (MPPC), technologies which were invented and patented by scientists who now work for Zecotek. Zecotek improved on these technologies which resulted in the MAPD technology. The MAPD overcomes certain limitations of SiPM and improves overall performance. PMT suppliers have moved towards offering PET manufacturers solid-state technology but in the form of SiPM and MPPC. Zecotek believes their MAPD technology is the optimum solution for the PET manufacturers as well as high-energy physics such as calorimeters and part of the Large Hadron Collider machine in CERN. Zecotek has authored a white paper on their MAPD which references studies that have been conducted which have shown the high performance of their MAPD technology.

Hamamatsu Photonics, which Zecotek recently signed a distribution agreement with (discussed below), is the world's largest supplier of PET photo detectors.



SOURCE: hamamatsu.com

Hamamatsu's capabilities extend much further than just manufacturing and distribution, however. The company is deeply engaged in PET-related research and development as well, which also extends into the relationship with Zecotek. Zecotek has several variants of MAPDs and the two companies will collaborate on improvements of Zecotek's photo detectors and modules with Hamamatsu in the lead role. Hamamatsu will also largely be responsible for funding joint R&D and product development. Both companies will retain ownership of their patents and IP.

Hamamatsu is very much on the cutting edge of medical imaging technology innovation and founded the Hamamatsu Medical Imaging Center (picture) where they conduct medical imaging and conduct R&D and clinical trials. Hamamatsu has developed their own photo detectors which are used in TOF-PET/CT scanners.

Therefore, Zecotek's agreement with Hamamatsu which includes collaborative efforts on product innovations is much more compelling than just from a distribution standpoint, particularly given Zecotek's large and potentially very appealing patent portfolio.

MAPD Used by CERN…

Zecotek notes that their MAPD has undergone testing by a number of institutions including the European Organization for Nuclear Research (CERN), a world-renowned institution run by 20 European member states which (per CERN website) uses "the world's largest and most complex scientific instruments to study the basic constituents of matter - the fundamental particles." CERN has used Zecotek's MAPD photo detectors in several projects and experiments over the last few years all with positive results. CERN has chosen Zecotek's MAPD as an alternative to photo multiplier tubes. Given the strict criteria set by CERN engineers relative to selection of photo detectors, the fact that CERN continues to come to Zecotek for their MAPD for use in their experiments is a clear vote of confidence in the technology. And as CERN is a world leader in scientific research, this vote of confidence carries potentially significant influence and one which commercial manufacturer's of PET systems and other instruments may likely heed. And as we discuss below, CERN is also using Zecotek's LFS crystals in a revolution experiment to clarify the existence of the Higgs Boson.

Zecotek initially partnered with the National NanoFab Center (NNFC), a South Korean nanotechnology company, to manufacture their MAPD photo detectors for the commercial market. With the recently penned agreement with Hamamatsu, manufacturing of the MAPD will now transfer over to Hamamatsu. Zecotek expects to showcase their next-gen MAPD ("MAPD-3") in April 2015 which we think could also potentially commercially launch during the year.

LFS Scintillation Crystals



Scintillation means flash of light or luminescence. Scintillation materials are designed to absorb the energy of an incoming particle and then re-emit the energy as light. In applications that use scintillation materials, the more light produced by the material, the better. The company's proprietary and patented LFS scintillation crystals have been designed to provide for certain critical advantages over other commonly used scintillation crystals including high light yields and ultra fast decay times. As the performance of PET cameras is directly effected by the properties of the scintillation crystals used in the scanner, higher light yields and faster decay times means better quality pictures. Important to understand is that there can be significant performance differences between makes and models of PET scanners and the most important link in the components of a scanner that dictate performance is the quality and performance of the crystals. The crystals typically account for about one-third of the total cost of a scanner (PET/CT scanners can cost as much as $2 million) and each scanner requires as many as 30k of these crystals.

The desired properties of scintillators include high light output, high density, high atomic number, short decay time, fast speed, low cost, and hardness, with high light output and short decay time among the most important characteristics. Today, the three most commonly used scintillation materials in PET and gamma cameras are bismuth germanate (BGO), lutetium oxyorthosilicate (LSO) and gadolinium oxyorthosilicate (GSO). BGO has been the most widely used material in legacy PET scanners but since the discovery of LSO, which has certain advantages over BGO, LSO (and LYSO, a related material) has become the scintillation material of choice for new PET scanners (since ~2005).

High light output and short decay time (decay time is a measure of how long until a crystal emits light after absorption of a photon) were not a common combination in scintillation crystals until LSO was discovered, which performs relatively well (compared to BGO and GSO) on both measures. Another scintillation material, NaI(TI), has very high light output but low density and a low atomic number, which means it is relatively inefficient at absorbing photons (i.e. - low stopping power). Despite the shortcomings of NaI(TI), it has been the dominant scintillator material for more than 50 years and remains the material of choice in single-photon emission computed tomography (SPECT)[1]. Meanwhile LSO seems to have combined the best of BGO (i.e. - high density and atomic number) and NaI(TI) (i.e. - high light yield) which has recently made it the scintillation material of choice for the major PET manufacturers.

LFS's Advantages Trump Competition…

[1] Saeterstol, Jostein. Characterization of Scintillation Crystals for Positron Emission Tomography. University of Bergen. June 2010

The performance of Zecotek's LFS scintillation crystals, however, looks to even trump that of LSO. With a very high light yield (up to twice that of LSO, although slightly less than NaI(IT)), comparable density and atomic number to LSO (and much higher than NaI(Tl)), and the fastest decay times of all the common scintillation materials, Zecotek's scintillators appear to be the most competitive and highest performance material. In addition to superior performance over competing scintillation materials, Zecotek's LFS crystals are also lower cost. And with the photo detector and scintillation material typically accounting for approximately 60% - 65% of a PET scanner's cost, lower cost and better performing scintillation crystals are significant advantages.

Below is a chart from a white paper authored by Zecotek comparing the characteristics of each scinitillation material. We have verified the performances listed in this chart for the competing materials to other published data in the public domain which agree with Zecotek's findings. The LFS data was taken from trials performed by the University of Washington, CERN, and the Institute for Theoretical and Experimental Physics) Moscow, Russia.

LFS scintillation crystals: Industry product comparison

Parameter \ Crystal*	Tl:NaI	BGO	LSO	GSO	LYSO	LFS-3	LFS-7	LFS-8
Density, g/cm^3	3.67	7.13	7.4	6.71	7.1	**7.35**	**7.4**	**7.4**
Effective at. number	51	74	66	57	66	**64**	**64**	**64**
Attenuation length, cm	2.6	1.11	1.14	1.38	1.12	**1.15**	**1.12**	**1.14**
Decay constant, ns	230	300	40	30–60	41	**25–33**	**30–35**	**12–25**
Max emission, nm	415	480	420	430	420	**425**	**412–416**	**422**
Light yield (NaI:Tl=100%)	100	7–12	40–75	20	70–80	**80–85**	**80–85**	**80–85**
Refractive index	1.85	2.15	1.82	1.85	1.81	**1.81**	**1.81**	**1.81**
Energy resolution ^{137}Cs, %	8	12–14	10–14	9.5	8.0	**8**	**8**	**7**
Absorbed γ-ray irradiation dose, rad (rad. hardness, %/cm)†	10 (?)	10^{2-3} (?)	10^6 (7)	10^{8-9} (6)	10^6 (7)	**10^8 (2)**	**10^8 (7)**	**10^8 (7)**
Hygroscopicity	strong	No	No	No	No	**No**	**No**	**No**
Hardness, Moh	2	4.5	5.8	5.7	5.8	**5.8**	**5.8**	**5.8**
Cleavage	(100)	none	none	(100)	none	**none**	**none**	**none**
Boule size, mm	Ø400x600	Ø100x250	Ø75x200	Ø75x150	Ø75x150	**Ø90x250**	**Ø90x250**	**Ø50x200**

* The chemical composition of the competing crystals: BGO — $Bi_4Ge_3O_{12}$, LSO — $Ce:Lu_2SiO_5$, GSO — $Ce:Gd_2SiO_5$; LYSO — $Ce:Lu_{1.8}Y_{0.2}SiO_5$.

† Induced optical transmission loss after exposure to radiation is a more realistic and quantifiable measure of the radiation hardness than the absorbed radiation dose.

SOURCE:Zecotek

Similar to the OEM PET manufacturer market, the market for medical imaging crystals is largely highly concentrated between only a few major suppliers. In general BGO crystals are not considered competitive in terms of performance to LYSO and LSO crystals. Zecotek's LFS crystals would compete against LYSO and LSO crystals, the major manufacturers of which are Saint-Gobain and Crystal Photonics. A third manufacturer, CTI Molecular Imaging, had been a long-term JV of Siemens' and was eventually acquired by the PET OEM in 2005, which afforded Siemens the ability to source their crystals through their wholly-owned supply chain.

LFS Crystals Validation Supported By Use In High Profile Experiments…

The LFS crystals have been used in trials since 2007 including by The Paul Sherrer Institute (Switzerland) in a PET program focused on increasing performance of PET scanners, Shinshu University (Japan) in trials for their next-gen PET imaging program focused on improving resolution of 3-D imaging in cancer, and trials by the University of Washington and CERN. The various studies over the recent years have aided in the validation of the performance of the LFS crystals.

Employment of the crystals has since evolved to the late stages of validation and is now at a point where they are being utilized as components in scanners and other instruments. This includes being used in development of a new PET system by NuCare Medical Systems, a South Korean nuclear imaging company and in a trial PET scanning device by a (undisclosed) Japanese OEM PET manufacturer. And most recently, in November 2014 Zecotek announced an initial shipment of a $500k order of the crystals to the NIITFA Automation Research Centre for Technical Physics (in Russia) related to the development of a PET scanner.

Scientific applications of the LFS crystals has also evolved beyond just validation of the material and moved to utilization of the crystals for scientific discovery purposes. In May 2013 Zecotek announced that CERN will be using the LFS crystal material in experiments to clarify the existence of Higgs boson - which is considered a very high-profile project in scientific communities.

Higgs boson is an elementary particle and discovery of it would confirm the Standard Model of particle physics - which in the field of physics would be considered a monumental accomplishment - in fact the Large Hadron Collider (built by CERN from 1998 - 2008), the most powerful particle accelerator ever built, was constructed largely to prove or disprove the existence of Higgs boson.

In March 2013 CERN physicists announced that the Large Hadron Collider had tentatively confirmed the existence of Higgs boson. Formal confirmation still needs to be made through additional experiments, however. The Large Hadron Collider is now being rebuilt in order to be able to operate at higher temperatures. The rebuilding process is expected to take about two years with experiments expected to resume in early 2015. Higher temperatures will require extremely hard crystals - which is one of the reasons that CERN has chosen Zecotek's LFS crystals. Zecotek's LFS-8 crystals will be used by CERN. Zecotek's MAPD may also be used by CERN. Zecotek has been now working with CERN to determine the optimum size configurations to be used in the Higgs boson confirmation experiments. Use by CERN in this project should provide significant validation of the properties and performance of the LFS crystals and almost certainly provide Zecotek and Hamamatsu with a valuable and very credible marketing message to the commercial marketplace (Zecotek's LFS-3 crystals will be sold commercially and used in the MAPD product).

Large Hadron Collider





SOURCE: boston.com

Zecotek recently announced that a new configuration of their LFS crystals was requested by CERN for their Compact Muon Solenoid (CMS) experiment. The crystals will be tested as part of the Large Hadron Collider rebuild. Per Dr. Michael Arenton, Senior Research Scientist with CERN, "We are pleased with the performance of Zecotek's new LFS-3 configuration using plates geometry and we are confident that it will pass all the prerequisites needed for the new electromagnetic calorimeter part of CERN's LHC and CMS upgrades."

Following the initial announcement in late July 2014 that CERN had requested LFS crystals for this new experiment, ZMS announced that CERN will be installing the crystals in the Large Hadron Collider. This is the final validation stage by CERN before the organization would fully adopt the crystals for their experiments. Then in early December Zecotek announced that CERN provided positive feedback on their assessment of the crystals, placed additional orders and expects that the contract should be finalized early next year. We view this as an indication that order flow should accelerate in the coming months.

We view CERN's continued and growing interest in ZMS's LFS crystals as validation of the quality and performance of the crystals. Upon full adoption, we would expect this to present a meaningful revenue opportunity for ZMS.

The other potentially very valuable benefit to Zecotek is that the Collider rebuild may require significant quantities of crystals and photo detectors. While it's too early to speculate on specific quantities that CERN may order from Zecotek, we think that it's reasonable that it could be in the several million dollars to potentially tens of millions of dollars worth of product.

Now On The Cusp of Full Commercialization…

The next link in the chain of evolution of the LFS crystals is expected to be full-blown commercialization. In mid-July 2013 Zecotek announced a partnership with Hamamatsu Photonics to commercialize the company's imaging products including their photo detectors, LFS crystals and integrator detector modules. Tokyo-based Hamamatsu has approximately $1 billion in annual sales, is the leading supplier of optoelectronic components used in PET scanners and counts major OEM PET manufacturers as customers, including Philips and GE. Hamamatsu also has a long-standing relationship with CERN - in fact we think the relationship between Zecotek and Hamamatsu may have been facilitated by an introduction through CERN.

Under this exclusive commercialization and joint development agreement, Hamamatsu will handle marketing and distribution of most of Zecotek's imaging products including their LFS crystals and solid-state MAPD photo detectors. Hamamatsu will also manufacture the MAPD and IDM products. Zecotek received its first order from Hamamatsu in late July 2013. We view the relationship with Hamamatsu as a significant positive development for Zecotek as while Zecotek had already established compelling products (particularly the LFS crystals), substantial distribution and customer relationships (particularly with the PET OEM's) had been the missing piece of the puzzle until now. Hamamatsu also brings R&D and product development resources and will largely be funding these activities for ongoing improvement of Zecotek's existing products as well as potentially bringing new products to market. Hamamatsu's relationships, marketing muscle and distribution reach should be an ideal fit for Zecotek's products. Hamamatsu has an aggregate of $2M of orders for Zecotek's LFS scintillation crystals which are slated for use in third party PET scanners as well as for in-house use by Hamamatsu.

But while we think this relationship with Hamamatsu is a major positive for Zecotek, revenue from this distribution agreement has so far been somewhat of a disappointment. Despite $2.0M worth of orders placed by Hamamatsu since July 2013, Zecotek has recorded only about $200k in revenue since that time through the end of the most recent reporting period (July 31, 2014). We think a major hindrance to order fulfillment, as well as consummation of a supply agreement with CERN, was the outstanding lawsuit with Philips / St. Gobain. With the lawsuit now settled, we think order flow and fulfillment and revenue recognition with increase.

Integrated Detector Module

Zecotek is also working on an Integrated Detector Module (IDM) which combines their LFS crystals, an array of their MAPD photo detectors and a readout system into a single assembly for use in PET and gamma scanners. The IDM allows PET manufacturers to forego having to purchase the three components separately. The components of the IDM represent approximately 75% of the total cost of a PET scanner.

Given that the IDM has the potential to reduce the cost of building a PET scanner with potentially less maintenance required (compared to separate components), this offers a much more affordable option for less well-heeled manufacturers, particularly those that service lower-income markets. Zecotek envisions the initial market for their IDM as small PET manufacturers in emerging countries.

In January 2013 the company announced that they had completed the design concept of the IDM. The IDM will also be manufactured by Hamamatsu, which will also be directly involved in ongoing R&D related to ongoing improvements of the product. The IDM has already been validated in prototyped machines. Additional functionality and added value will be incorporated into the IDM including a data acquisition board. The next step prior to commercialization will be to optimize components to reduce input costs and to facilitate full-scale production and manufacturing. Hamamatsu continues to work to optimize the design of the IDM that will use Zecotek's crystals. Upon completion, we would expect to see shipments of the LFS crystals (and related revenue) to Hamamatsu accelerate.

And although we do not foresee a commercial introduction of the IDM in 2015, we think a launch the following year, assuming development continues on-track, is a fair estimate.

Patent Portfolio
Zecotek has a large patent portfolio, covering all of the company's major products including lasers, displays, LFS crystals, photo detectors, and other PET component technologies. Zecotek is the only company to own all key elements for a high-end PET scanner. As of April 2014 Zecotek owned or controlled over 50 patents.

While the carrying value of the patent portfolio is relatively minimal, the true tangible value could be substantial, particular relative to ZMS.V's current book and market values of about ($1.1) million and $49 million, respectively.

Zecotek is looking to monetize their patent portfolio in several ways. One is developing and commercializing products built from their IP. The other - although not a strategic move - is defending their patents in court and seeking damages. The third is through a recent relationship with Intellectual Ventures, a leading IP firm involved in patent strategy and monetization - which includes patent purchasing, licensing, building and partnering.

Below is Zecotek's patent portfolio from their most recent public filings;

Key Technology	Patent/App. No	Date Filed	Jurisdiction	Status
Visible fibre lasers	12/182,951	30-07-08	PCT, US, CA	Pending
	2006119198	02-06-06	RU	Granted
Solid-state lasers	12/851,427	05-08-10	PCT, US	Pending
	12/881,033	13-09-10	US	Pending
3D displays	7,944,465	27-02-06	US, CA, AU	Granted
	13/108,249	16-05-11	US	Pending
	11/769,672	27-06-07	US	Granted
	PCT/IB2007/003309	07-11-07	PCT, CN, EA, EP, IN, JP, KR	Pending
	201070065	07-11-07	EA	N. of Allowance
	EP 2177041	07-11-07	EP	Granted
	61/586,809	01-15-12	US	Pending
	13/546,877	11-07-12	US	Pending
LFS scintillation crystals	7,132,060	21-07-05	US	Granted
	2242545	04-11-03	RU	Granted
	PCT/RU2004/000094	12-03-04	PCT, AU, CA, CN, EA, DE, FR, GB, IN, JP, NL	Granted
	1493/KOLNP/2006	12-03-04	IN	Pending
Semiconductor photo-detectors (MAPD)	2316848	01-06-06	RU	Granted
	PCT/RU2007/000287	31-05-07	PCT, AU, CA, EP, IN, JP, KR, MY	Pending
	200808979-9	31-05-07	SG	Granted
	200780024920.5	31-05-07	CN	N. of Allowance
	12/034,603	20-02-08	US	Pending
	13/609,136	10-09-12	US	Pending
PET imaging technologies	7,956,331	27-10-08	US	Granted
	13/232,944	14-09-11	PCT, US	Pending
	PCT/US2009/062108*	26-10-09	PCT	Pending
	12/544,174*	19-08-09	US	Pending
	8,003,948 B2*	03-11-08	US	Granted
	PCT/US2008/082273*	03-11-08	PCT, AU, CA, EP, JP, KR, CN, EA, IN	Pending
	PCT/US2009/061600*	22-10-09	PCT, US	Pending
	13/125,962*	10/26/2009	US	Granted

* Zecotek, as principal financier and development partner of imaging components with the University of Washington, has the exclusive license rights for improved data-processing electronics for new generation PET scanning devices.

MARKETS

PET Systems Growth Fueled By Areas Zecotek Expects To Exploit…
In January 2012 Bio-Tech Systems Inc. a healthcare market research firm specializing in medical imaging, published a report on forecasted growth of PET systems sales in both the U.S. and internationally[2]. The report noted that while U.S. sales volumes had been declining from about 2005 through 2009 due largely to uncertainties over reimbursement, that sales have since picked up. Worldwide, Bio-Tech estimates PET scanner sales to grow at a CAGR of just over 10% from 2012 to 2018 with much of this driven by increasing

[2] Burns, M. Report 340:Market For PET Radiopharmaceuticals and PET Imaging. Bio-Tech Systems Inc. Dec 10, 2010.

demand for hybrid PET/MRI machines, which they forecast to grow at a CAGR of 16% worldwide and 21% in the U.S.

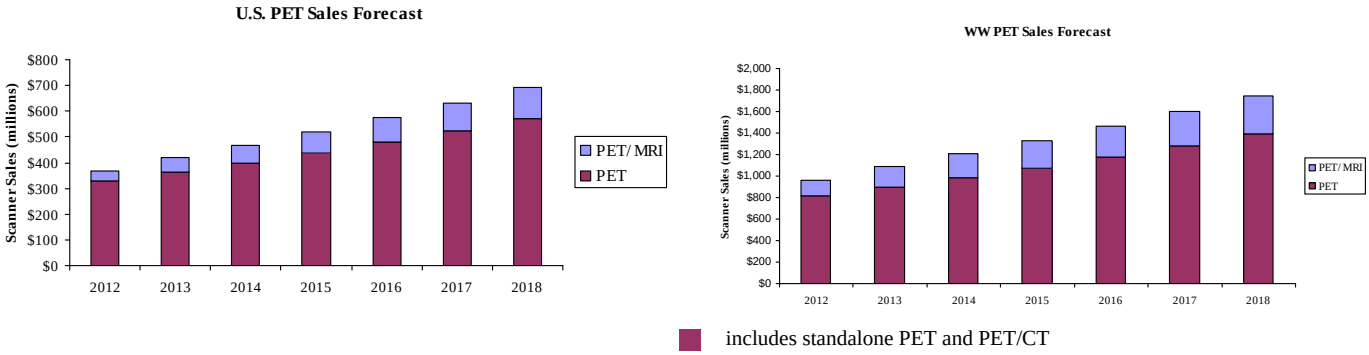

Bio-Tech Systems forecasts total U.S. PET and PET/MRI scanner sales to increase from about $368 million in 2012 to $690 million in 2018. Worldwide, they project this to go from $962 million in 2012 to $1.75 billion in 2018. Of particular interest, in relation to Zecotek, is that Bio-Tech Systems expects much of this forecasted growth to be fueled by increasing demand for higher resolution imaging, burgeoning interest in PET/MRI systems, and lower priced scanners with higher-end imaging capabilities. All of these are the sectors of the market that Zecotek expects to exploit. The competitive advantages of their LFS crystals (very high performance at potentially more competitive prices) and MAPD photo detectors (lower price, equal to or better performance than PMT and legacy solid-state detectors, and can be used with PET/MRI) potentially put them in an ideal position relative to where the bulk of the market growth is expected to come from over the next several years.

Visiongain, another life sciences market research firm, also recently published a report on the nuclear medicine industry. The authors of the report, titled, "Nuclear Medicine Imaging Devices: Global Market Prospects 2012-2022", note that developed markets such as the U.S. and U.K. are already highly saturated and growth in these markets will mostly come from upgrading stand-alone PET and SPECT systems with hybrid units (i.e. - with adding CT or MRI). This again, suggests potentially increasing demand for the likes of Zecotek's MAPD photo detector which, unlike PMT's, can be used side-by-side with MRI.

Visiongain also expects emerging markets such as China and India to offer more opportunity for growth due to the relative lack of nuclear medicine facilities and increased healthcare spending in those parts of the world. Visiongain notes that healthcare investment in emerging countries is expected to double over the next seven years. Zecotek has noted that they have a particularly strong focus in emerging markets. Emerging markets are the initial territories that they expect to target with their IDM product and the company has plans to identify and work with a strategic partner in India to manufacture PET scanners incorporating their components.

The high cost of the scanners from the major OEM's have largely precluded significant purchases from many of the emerging countries. This, however, offers a real potential opportunity for Zecotek as these developing countries, which largely have nationalized healthcare systems, are now looking to manufacture their own PET machines. With Zecotek owning all the major technology necessary to build a PET scanner and with lower-cost components, demand from emerging markets could be a real boon for the company.

Medical Imaging Market Dominated By "Big 3"…

The general medical imaging market is dominated by three manufacturers; GE, Siemens and Philips with approximate market share of 22%, 20% and 17%, respectively. Other players (market share) include Toshiba (9%), Hitachi (4%) and Shimadzu (2%).

Siemens and Philips have been the pioneers in advancements in PET/MRI scanners and in development of high-end scanners in general. Siemens, following its acquisition of CTI Molecular Imaging in 2005, sources its crystals through its internal supply chain and as such, there may be limited opportunity for Zecotek to sell crystals to Siemens, at least in the near-term. Terms of the lawsuit (Zecotek vs. Philips and St. Gobain) settlement were not disclosed although language in the press release indicates that a “business relationship” between Zecotek and Philips may have been part of this. Potentially this means a supply agreement was penned for Philips to buy ZMS’s crystals. In fact just days after announcement of the lawsuit settlement, Zecotek announced a new $500k crystals order for use in a next-gen Time-of-Flight PET (TOF) scanner.

GE's scanners still use BGO crystals, which may be considered inferior to LSO (used by Siemens) and LYSO (used by Philips). As such, GE may be highly interested in upgrading to higher performing crystals and, therefore, we view GE as a likely near-term customer for ZMS's crystals. GE and potentially the other smaller PET OEM's (combined which accounts for ~40% of the total market), would therefore be Zecotek's major target customers for their LFS crystals in the near-term.

With the crystals and photo detector of a PET scanner each accounting for approximately one-third of the cost of the machine and estimating that Zecotek's target market encompasses roughly 40% of the PET OEMs, we estimate the size of their current total market at about $290 million and estimated to grow to approximately $470 million in 2018. While not an enormous market size, it's important to keep in mind that the PET component and OEM markets are highly concentrated which provides for the potential for Zecotek to acquire significant market share in short-order, particularly if their components are considered higher performance and at least (or more) cost competitive than other suppliers'. And with Zecotek being the only company in the world to own all key elements (i.e. - scintillation crystals, solid-state MAPD photo detectors, and a data acquisition board and readout system) for a high performance PET scanner, just a small initial foothold into the PET OEM supply chain could potentially quickly turn into large and very valuable supply agreements over the long term.

Other Markets Offer Future Opportunity, Particularly For Their 3D Technology…
And while the PET component market is Zecotek's near-term focus, their other products target other customers, industries and applications which would significantly expand the size of their overall end markets. As an example glasses-free 3-D imaging could have huge appeal in the consumer and commercial markets. Zecotek also believes their technology could be ideal for the 3D printer market.

We note while development just recently started that Zecotek has made significant progress in moving its display-related business closer towards eventual commercialization. While the company had initially focused their 3D technology on the consumer TV space, Zecotek now believes there are greater opportunities elsewhere. Our recent discussions with management revealed that they expect to make a meaningful announcement in the near-term related to their focused pursuits with their 3D technology – which we eagerly await to hear more about.

And as it related to 3D printing, which is another endeavor in the Display segment, the company has indicated that they think they may have a commercially-viable product within the coming months. As a reminder, over the last few quarters Zecotek began designing a 3D interface platform between 3D printers and their 3D display technology as well as developing their own 3D printer. The interface would allow someone to see a 3D image of an object prior to actually printing it on a 3D printer. The user would be able to view the object from all angles and make any desired adjustments before they printed it, affording time, cost and materials savings. Relative to a 3D printer, Zecotek is working with their long-time contracting partner LT-Pyrkal (Armenia) in designing a compact, high speed and more efficient printer than the 3D printers currently on the market. Development has progressed fairly rapidly and as early as May 2014 the initial design for a 3D processing module was completed. Testing began in July and, as noted, the company expects to have a working unit sometime in 2015.

With the rapid growth in popularity of 3D printing, this could be another high-potential opportunity for Zecotek's 3D display technology. The company envisions initially subcontracting production of the 3D display units for the 3D printer application and then potentially partnering for wider distribution.

And Zecotek may also now be looking to revive their Laser Systems business. While the company has not provided much in the way of details, in the Q2 2014 quarterly filing they noted that they are “revising this division’s technology portfolio and re-structuring its business activities. Management is opting for ready technologies geared to cater for the ever expanding security market demands.” What this means in terms of near-term projects, product development or product commercialization is unclear – however, we think it may indicate that the company will look to incorporate its laser technology into products with more broad-based applications.

But while we still do not model a contribution from the Display or Lasers-related businesses (consumer or commercial related markets), we believe the recent progress could provide a greater chance of upside to our outlook. We will be monitoring ongoing developments and update our model if appropriate.

FINANCIALS

Balance Sheet / Cash Flow
As of the most recent reporting period (ending 10/31/2014) the company had $255k in cash and equivalents. Subsequent to quarter-end, the company raised gross proceeds of $4.6 million via the sale of common stock with warrants. Cash burn was approximately $2.0 million in the first fiscal quarter 2015 ending 10/31/2014. We expect cash burn to come down now with conclusion of the lawsuit, which consumed significant cash from legal fees.

Recent Financial Performance
Zecotek has generated immaterial revenue since inception through their most recent reporting period. By several measures 2014 was a disappointing year for Zecotek. This was particularly true from an income statement standpoint which suffered from delays in recognizing order revenue, product introductions being pushed back and elevated legal expenses. Despite $2.0 million in orders placed by Hamamatsu since the end of fiscal 2013, Zecotek recognized only about $200k in 2014. We do not expect a repeat in fiscal 2015.

DCF values ZMS.V @ $2.00/share
We have updated our financial model and outlook since the resolution of the lawsuit which, as we have explained above, we think will open up order flow and fulfillment and provides Zecotek with significantly greater opportunity for new customer wins. We look for a significant increase in the rate of recognition of the outstanding portion of the $2.5 million in orders over the near-term. We also incorporate the assumption that crystals orders that St. Gobain had been getting that infringed ZMS's 7,132,060 patent now go to Zecotek – which obviously includes orders from Philips.

CERN order flow had also been relatively minimal but, again, based on resolution of the lawsuit, we think this now accelerates and contributes during the current year. And while it's still too early to speculate on specific quantities that CERN may order from Zecotek, we think that it's reasonable that it could be in the several million dollars to potentially tens of millions of dollars worth of product.

We also think there are other revenue opportunities that may materialize in the current year that we have not modeled. These could encompass licensing deals with either the Imaging and / or Display business products and patents.

In terms of operating expenses, we expect to see a substantial reduction in professional fees in (which aggregated to over $3.8 million in 2014) as a result of conclusion of the lawsuit. While we think R&D may remain elevated with ongoing development of various products, we look for improvement in operating loss with a ramp in revenue.

We continue to think the shares remain highly undervalued with the delay in recognition of the Hamamatsu order and CERN supply agreement putting downward pressure on the stock price and offering an attractive entry point. With the lawsuit now resolved, we think revenue growth steepens significantly.

We look for revenue of $2.1 million in 2015 (up from $87k in 2014) to grow to $7.4 million in 2016 and $10.3 million in 2017. We use a 7.5% discount rate which we think appropriately reflects risk. Our terminal growth rate remains at 2%. Based on our DCF model, ZMS.V is valued at approximately $2.00/share. We are maintaining our Outperform rating.

FINANCIAL MODEL

Zecotek Photonics Inc.

	2014 A	Q1A	Q2E	Q3E	Q4E	2015 E	2016 E	2017 E	2018 E
Total Revenues	$86.6	$97.9	$113.5	$680.9	$1,248.2	$2,140.5	$7,397.0	$10,307.1	$18,378.4
YOY Growth	*118.5%*	*1100.5%*	*174.3%*	*4666.5%*	*5389.1%*	*2373.0%*	*245.6%*	*39.3%*	*78.3%*
SG&A	$6,857.3	$2,018.9	$1,821.0	$1,441.0	$1,351.0	$6,631.9	$7,102.0	$7,524.2	$8,123.2
% SG&A	*7922.7%*	*2062.2%*	*1604.8%*	*211.6%*	*108.2%*	*309.8%*	*96.0%*	*73.0%*	*44.2%*
R&D	$1,682.4	$397.2	$325.0	$368.0	$401.0	$1,491.2	$1,388.0	$1,344.0	$1,657.0
% R&D	*1943.8%*	*405.8%*	*286.4%*	*54.1%*	*32.1%*	*69.7%*	*18.8%*	*13.0%*	*9.0%*
Collaboration costs	$0.0	$0.0	$0.0	$0.0	$0.0	$0.0	$0.0	$0.0	$0.0
Operating Income	($8,453.1)	($2,318.2)	($2,032.5)	($1,128.2)	($503.8)	($5,982.7)	($1,093.0)	$1,438.9	$8,598.1
Operating Margin		*-*	*-*	*-*	*-*	*-279.5%*	*-14.8%*	*14.0%*	*46.8%*
Total Other Income (Expense)	($203.0)	$2.1	$0.0	$0.0	$0.0	$2.1	$0.0	$0.0	$0.0
Pre-Tax Income	($8,656.2)	($2,316.2)	($2,032.5)	($1,128.2)	($503.8)	($5,980.6)	($1,093.0)	$1,438.9	$8,598.1
Tax expense (benefit)	$0.0	$0.0	$0.0	$0.0	$0.0	$0.0	$0.0	$0.0	$0.0
Tax Rate	*0.0%*	*0.0%*	*0.0%*	*0.0%*	*0.0%*	*0.0%*	*0.0%*	*0.0%*	*0.0%*
Net Income	($8,656.2)	($2,316.2)	($2,032.5)	($1,128.2)	($503.8)	($5,980.6)	($1,093.0)	$1,438.9	$8,598.1
YOY Growth	*23.0%*	*121.4%*	*21.8%*	*-42.8%*	*-87.3%*	*-30.9%*	*-81.7%*	*-231.7%*	*497.5%*
Net Margin		*-*	*-*	*-*	*-*	*-279.4%*	*-14.8%*	*14.0%*	*46.8%*
EPS	($0.09)	($0.02)	($0.02)	($0.01)	($0.00)	($0.05)	($0.01)	$0.01	$0.07
YOY Growth	*-0.8%*	*93.9%*	*0.5%*	*-50.8%*	*-89.4%*	*-41.4%*	*-83.1%*	*-227.3%*	*487.9%*
Diluted Shares O/S	92,331	99,134	111,000	112,400	113,220	108,938	118,000	122,000	124,000

Brian Marckx, CFA

© Copyright 2015, Zacks Investment Research. All Rights Reserved.

HISTORICAL ZACKS RECOMMENDATIONS

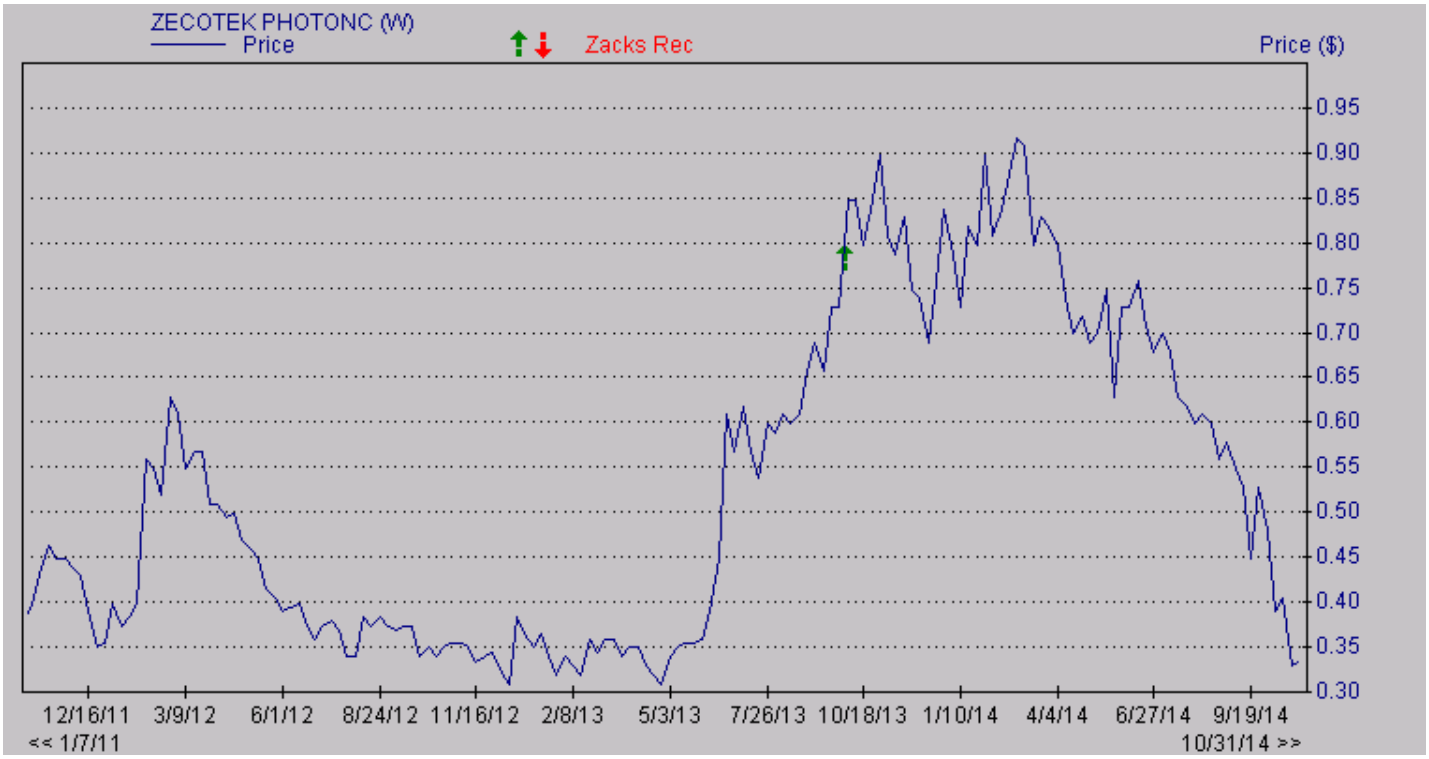

DISCLOSURES

The following disclosures relate to relationships between Zacks Small-Cap Research ("Zacks SCR"), a division of Zacks Investment Research ("ZIR"), and the issuers covered by the Zacks SCR Analysts in the Small-Cap Universe.

ANALYST DISCLOSURES

I, Brian Marckx, CFA, CFA, hereby certify that the view expressed in this research report accurately reflect my personal views about the subject securities and issuers. I also certify that no part of my compensation was, is, or will be, directly or indirectly, related to the recommendations or views expressed in this research report. I believe the information used for the creation of this report has been obtained from sources I considered to be reliable, but I can neither guarantee nor represent the completeness or accuracy of the information herewith. Such information and the opinions expressed are subject to change without notice.

INVESMENT BANKING, REFERRALS, AND FEES FOR SERVICE

Zacks SCR does not provide nor has received compensation for investment banking services on the securities covered in this report. Zacks SCR does not expect to receive compensation for investment banking services on the Small-Cap Universe. Zacks SCR may seek to provide referrals for a fee to investment banks. Zacks & Co., a separate legal entity from ZIR, is, among others, one of these investment banks. Referrals may include securities and issuers noted in this report. Zacks & Co. may have paid referral fees to Zacks SCR related to some of the securities and issuers noted in this report. From time to time, Zacks SCR pays investment banks, including Zacks & Co., a referral fee for research coverage.

Zacks SCR has received compensation for non-investment banking services on the Small-Cap Universe, and expects to receive additional compensation for non-investment banking services on the Small-Cap Universe, paid by issuers of securities covered by Zacks SCR Analysts. Non-investment banking services include investor relations services and software, financial database analysis, advertising services, brokerage services, advisory services, equity research, investment management, non-deal road shows, and attendance fees for conferences sponsored or co-sponsored by Zacks SCR. The fees for these services vary on a per client basis and are subject to the number of services contracted. Fees typically range between ten thousand and fifty thousand USD per annum.

POLICY DISCLOSURES

Zacks SCR Analysts are restricted from holding or trading securities placed on the ZIR, SCR, or Zacks & Co. restricted list, which may include issuers in the Small-Cap Universe. ZIR and Zacks SCR do not make a market in any security nor do they act as dealers in securities. Each Zacks SCR Analyst has full discretion on the rating and price target based on his or her own due diligence. Analysts are paid in part based on the overall profitability of Zacks SCR. Such profitability is derived from a variety of sources and includes payments received from issuers of securities covered by Zacks SCR for services described above. No part of analyst compensation was, is or will be, directly or indirectly, related to the specific recommendations or views expressed in any report or article.

© Copyright 2015, Zacks Investment Research. All Rights Reserved.

ADDITIONAL INFORMATION

Additional information is available upon request. Zacks SCR reports are based on data obtained from sources we believe to be reliable, but are not guaranteed as to be accurate nor do we purport to be complete. Because of individual objectives, this report should not be construed as advice designed to meet the particular investment needs of any investor. Any opinions expressed by Zacks SCR Analysts are subject to change without notice. Reports are not to be construed as an offer or solicitation of an offer to buy or sell the securities herein mentioned.

ZACKS RATING & RECOMMENDATION

ZIR uses the following rating system for the 1118 companies whose securities it covers, including securities covered by Zacks SCR:
Buy/Outperform: The analyst expects that the subject company will outperform the broader U.S. equity market over the next one to two quarters.
Hold/Neutral: The analyst expects that the company will perform in line with the broader U.S. equity market over the next one to two quarters.
Sell/Underperform: The analyst expects the company will underperform the broader U.S. Equity market over the next one to two quarters.

The current distribution is as follows: Buy/Outperform- 16.3%, Hold/Neutral- 77.5%, Sell/Underperform – 5.7%. Data is as of midnight on the business day immediately prior to this publication.