loanDepot®



Q1 2025 EARNINGS PRESENTATION

May 6, 2025

1Q ’25 FINANCIAL HIGHLIGHTS

Revenue

$274M
Q1 2025

+6% QoQ

+23% YoY

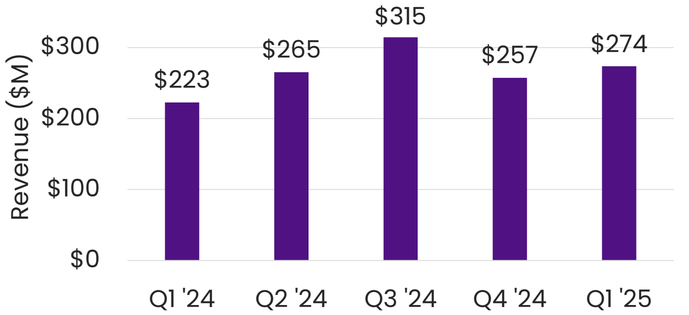

UPB & servicing revenue

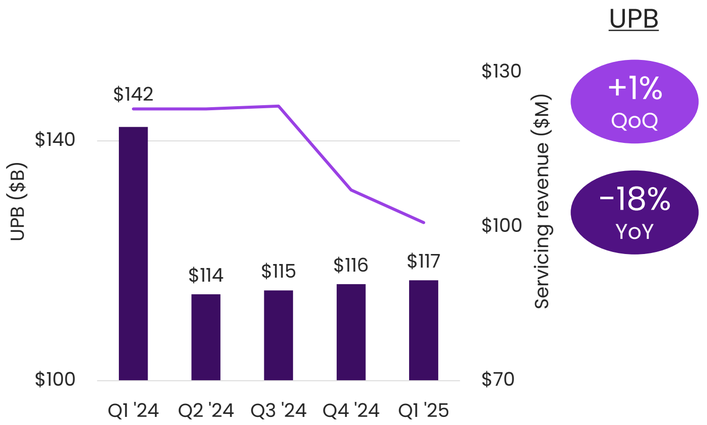

+1% QoQ

-18% YoY

Origination vol. market share (1)

1.3% Volume share

1.9% Unit share

Market share

-7% QoQ

+11% YoY

+7% QoQ

+29% YoY

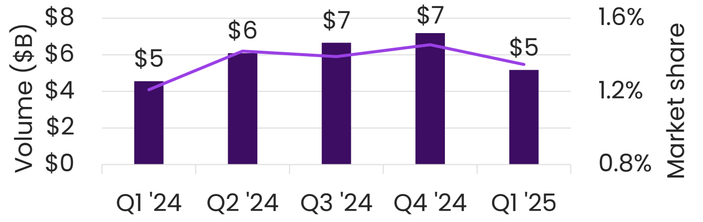

Product Mix

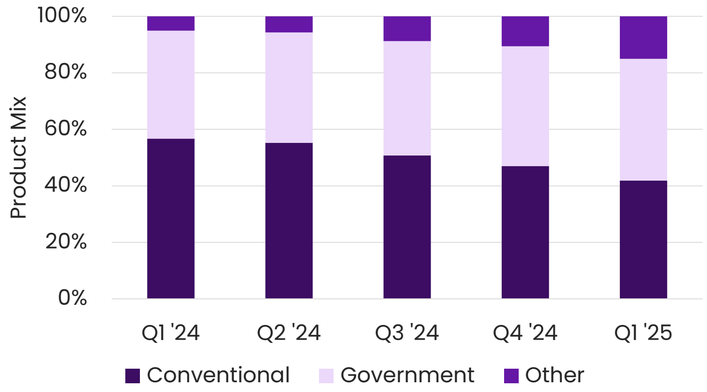

Conv / Gov Delta: -5 / +1% QoQ -15 / +5% YoY

Expenses by Category

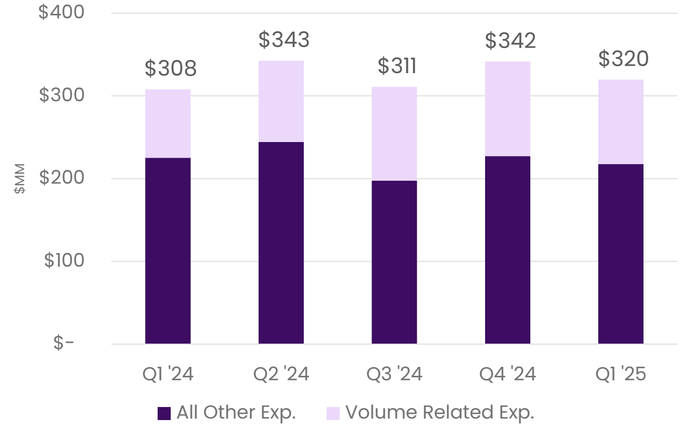

PTNI

-$46M
Q1 2025

PTNI

+45% QoQ

+46% YoY

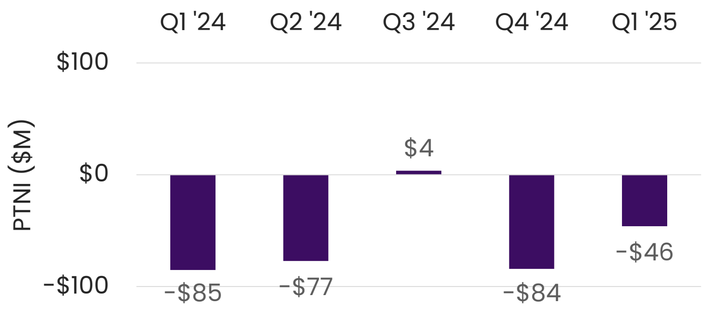

Notes:
(1) Per MBA release as of April 2025