loanDepot®



Q1 2024 EARNINGS PRESENTATION

May 7, 2024

1Q ’24 FINANCIAL HIGHLIGHTS

Revenue

$223M
Q1 2024

-3% QoQ

+7% YoY

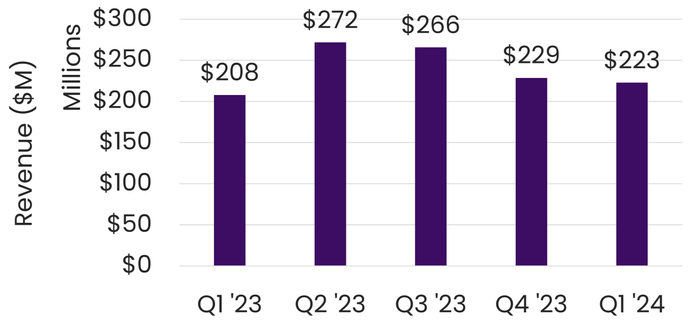

UPB & servicing revenue

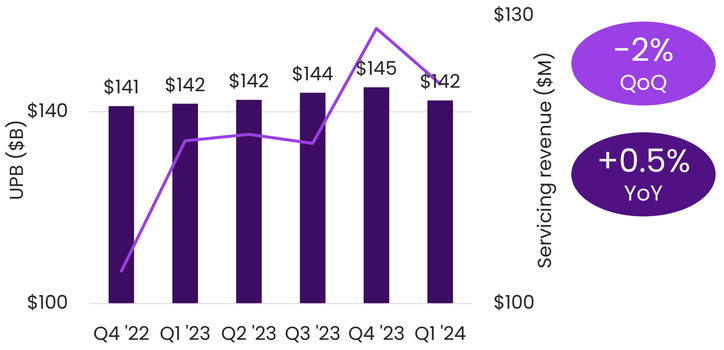

UPB

-2% QoQ

+0.5% YoY

Origination vol. market share (1)

1.2% Volume share

1.4% Unit share

Market share

-10% QoQ | -20% YoY

-10% QoQ | -18% YoY

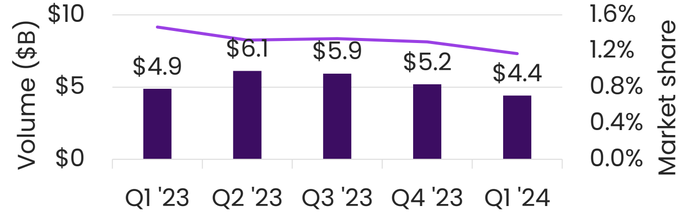

Product Mix

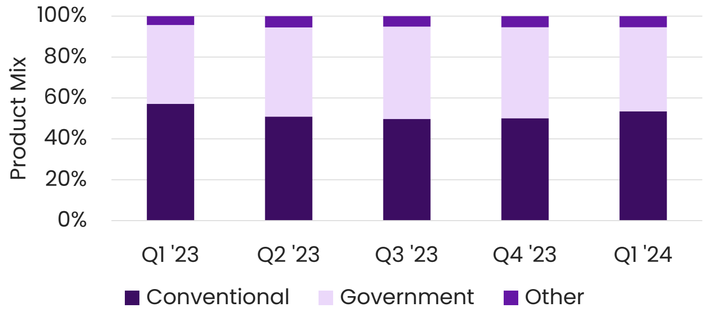

Conv / Gov Delta: -2 / -1% QoQ -1 / +7% YoY

Expenses by Category

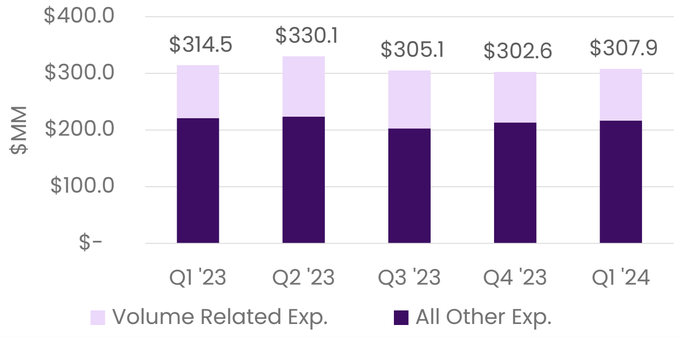

PTNI

-$85M
Q1 2024

PTNI

-15% QoQ

+20% YoY

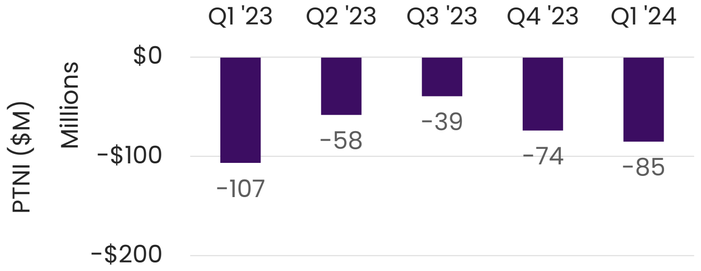

Notes:
(1) First lien only – excludes LDI HELOC Volume market per MBA release as of April 2024