

STRONG FOUNDATION. STRONGER FUTURE.

Simpson Manufacturing Co., Inc.
Investor Presentation
March 2023

SIMPSON
Manufacturing
COMPANY
™

Safe Harbor

This presentation contains forward-looking statements within the meaning of the Private Securities Litigation Reform Act of 1995, Section 27A of the Securities Act of 1933, as amended, and Section 2IE of the Securities Exchange Act of 1934, as amended. Forward-looking statements generally can be identified by words such as "anticipate," "believe," "estimate," "expect," "intend," "plan," "outlook," "target," "continue," "predict," "project," "change," "result," "future," "will," "could," "can," "may," "likely," "potentially," or similar expressions that concern our strategy, plans, expectations or intentions. Forward-looking statements are all statements other than those of historical fact and include, but are not limited to, statements about future financial and operating results, our plans, objectives, business outlook, priorities, expectations and intentions, expectations for sales and market growth, comparable sales, earnings and performance, stockholder value, capital expenditures, cash flows, the housing market, the home improvement industry, demand for services, share repurchases, the integration of ETANCO, our strategic initiatives, including the impact of these initiatives on our strategic and operational plans and financial results, and any statement of an assumption underlying any of the foregoing. Although we believe that the expectations, opinions, projections and comments reflected in these forward-looking statements are reasonable, such statements involve risks and uncertainties and we can give no assurance that such statements will prove to be correct. Actual results may differ materially from those expressed or implied in such statements.

Forward-looking statements are subject to inherent uncertainties, risks and other factors that are difficult to predict and could cause our actual results to vary in material respects from what we have expressed or implied by these forward-looking statements. Important factors that could cause our actual results and financial condition to differ materially from those expressed in our forward-looking statements include the ongoing effects of the COVID-19 pandemic on our operations and supply chain, the operations of our customers, suppliers and business partners, the effect of general economic conditions, including employment rates, housing starts, interest rate levels and strength of the U.S. dollar, and the successful integration of ETANCO, as well as those discussed in the "Risk Factors" and " Management's Discussion and Analysis of Financial Condition and Results of Operations" sections of our most recent Annual Report on Form 10-K, subsequent Quarterly Reports on Form 10-Q and other reports we file with the SEC.

We caution that you should not place undue reliance on these forward-looking statements, which speak only as of the date of this presentation. We undertake no obligation to publicly update any forward-looking statement, whether as a result of new information, future developments or otherwise, except as may be required by law. Readers are urged to carefully review and consider the various disclosures made in our reports filed with the SEC that advise of the risks and factors that may affect our business, results of operations and financial condition.

Investment Highlights



Industry leader with unique business model, strong brand recognition and trusted reputation



Diversified product offerings and geographies mitigate exposure to cyclical U.S. housing market



Leadership position in wood products with significant opportunities in all addressable markets



Industry-leading gross profit and operating margins



Strong balance sheet enables financial flexibility and stockholder returns



~53% of free cash flow returned to stockholders since 2019(1)

(1) Time frame represents January 1, 2019 to December 31, 2022.

Simpson's Brand and Culture

At Simpson, we describe the unique culture of our organization as our "Secret Sauce."

OUR MISSION

To provide solutions that help people design and build safer, stronger structures.

OUR COMPANY VALUES

1. Relentless Customer Focus
2. Long-Range View
3. High-Quality Products
4. Be The Leader
5. Everybody Matters
6. Enable Growth
7. Risk-Taking Innovation
8. Give Back
9. Be Humble, Have Fun

28-Year Trading History

5/25/1994
Initial public offering at $11.50 (or $2.875 adjusted for two stock splits in August 2002 & November 2004)

8/19/2002
2 for 1 stock split

11/19/2004
2 for 1 stock split

1/1/2012
Founder Barclay Simpson appointed Chairman Emeritus, Tom Fitzmyers appointed Chairman, Karen Colonias appointed to President & CEO

10/30/2017
Announced 2020 Plan

7/29/2019
Updated certain 2020 Plan targets

3/24/2020
COVID-19 pandemic declared

3/23/2021
Announced 5 Year Company Ambitions & Key Growth Initiatives

12/29/2021 & 4/1/2022
Announced binding offer to acquire ETANCO; closed acquisition of ETANCO

12/31/2021
SSD closes at all-time high of $139.07

9/8/2022
Announced CEO succession plan, Mike Olosky appointed to CEO

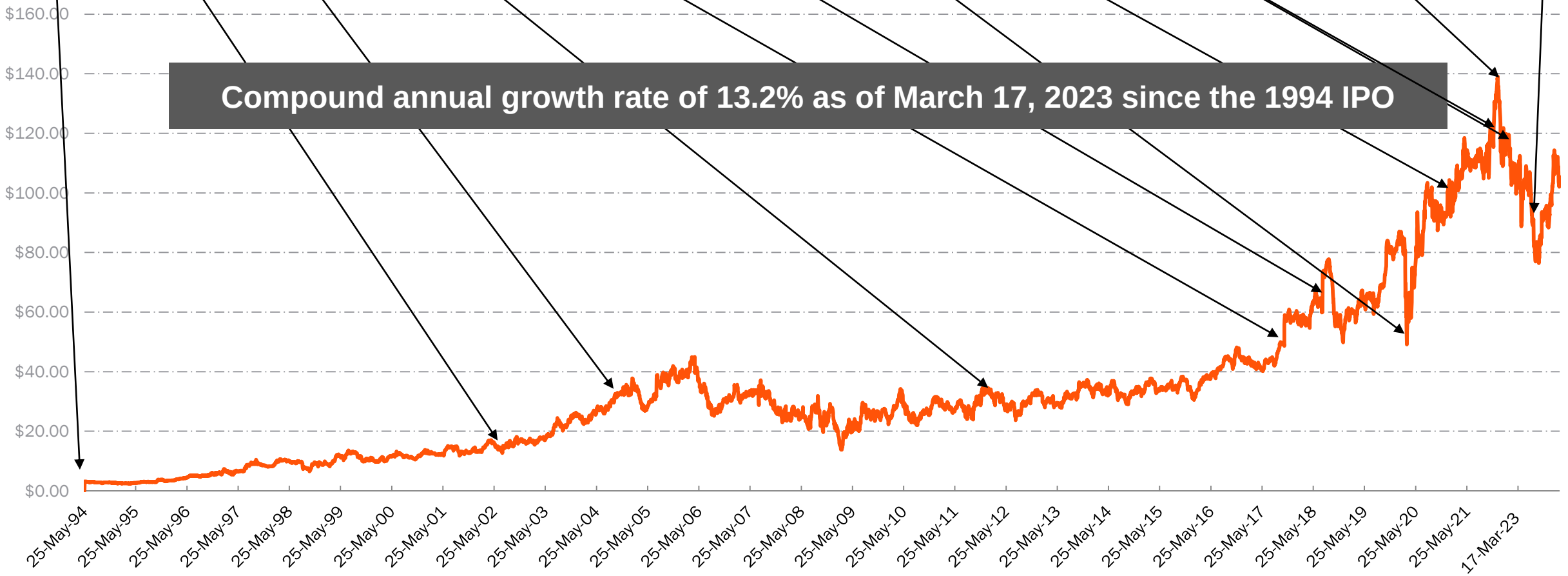

Compound annual growth rate of 13.2% as of March 17, 2023 since the 1994 IPO

Note: Stock chart depicts SSD trading history from May 25, 1994 through March 17, 2023.

Our Strong Business Model

We engineer, test and manufacture structural connectors, anchors, fasteners, software solutions and other products for new construction, repair and remodel, and do-it-yourself markets.

Long-standing, successful relationships with:

- Engineers
- Code Officials
- Builders
- Contractors
- Lumberyards
- Home Centers
- Pro Dealers

- Innovation
- Research & Testing
- Technology
- Technical & Field Support
- Training
- Product Availability

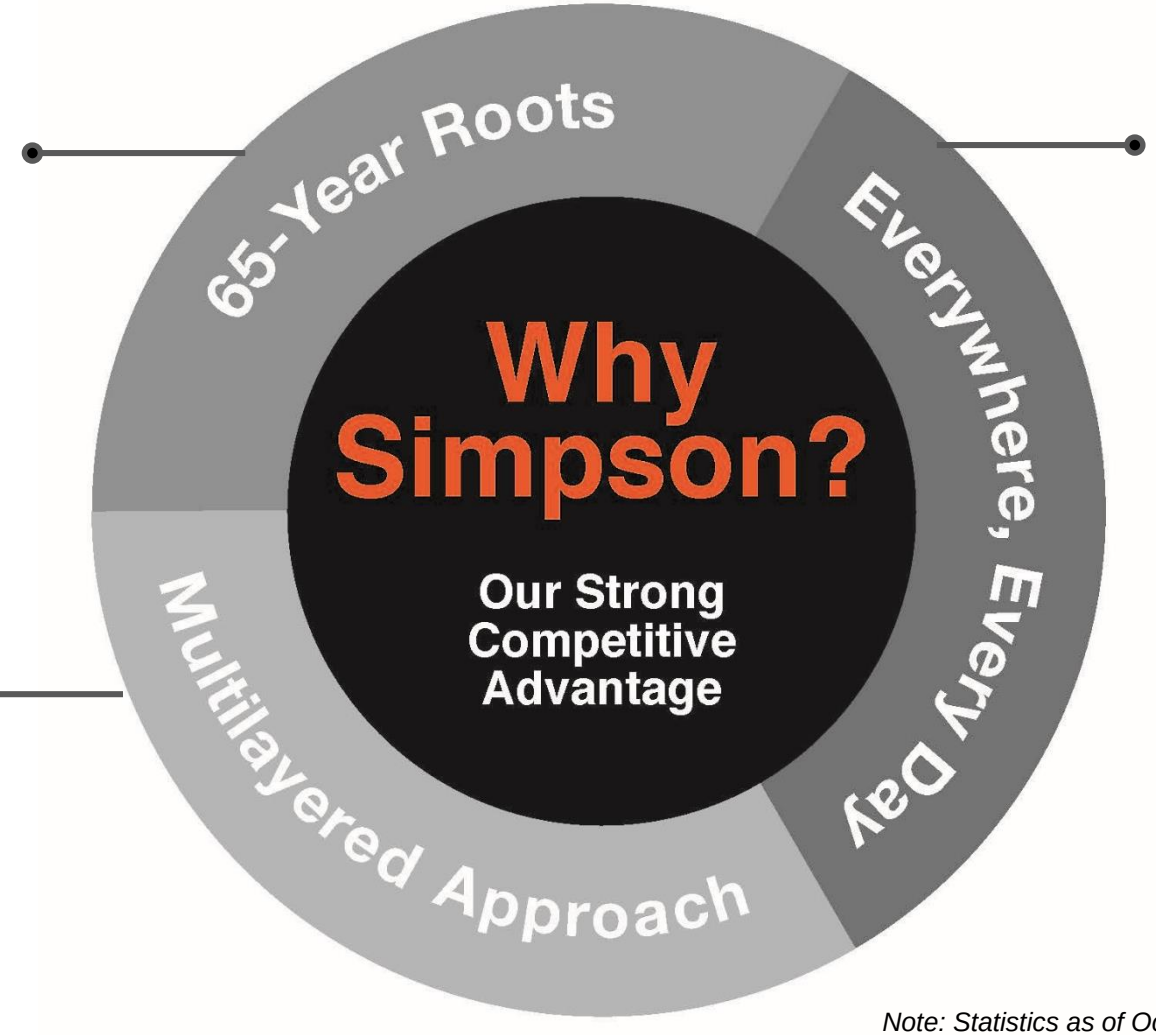

- Connector Market Leader
- 26 of Top 30 U.S. Builders on our Builder Program
- Thousands of Stocking Dealers & Retailers
- Millions of Specifications
- Diverse Construction Market Segment Portfolio
- 14,000 Standard and Custom Wood Products
- 3,800 Standard and Custom Concrete Products

Note: Statistics as of October 2022. Does not include ETANCO Group.

Our Multilayered Approach

Innovation

- **479** Issued Patents (US and foreign; utility and design)
- **1,641** Registered Trademarks (US and foreign)
- **220** Patents Pending (US and foreign)
- **76** Code Reports

Research & Testing

- **7** Accredited Test Laboratories
- Partnerships with Key Universities

Technology

- **50** Software and Web-App Solutions for Trade Professionals to create, enhance and complete any job
- **1.5M+/yr (125K/mo)** Web App Usage
- **935K** Downloaded Drawings
- Tailored, Integrated Technology Offering to select, visualize, specify, approve or buy our products
- Outdoor Living Software for Homeowners (B2C)

Technical & Field Support

- **484** Engineers
- **739** Field Sales Reps
- **Thousands** of Jobsite Visits

Training

- **26** Training Centers
- **700+** Training & Product Knowledge Workshops/yr
- **75+** Regional and National Webinars/yr
- **7,000+** Webinar Attendees/yr
- **24/7** Online Classes
- Tailored Training Programs for Key Customers

Product Availability

- **97.9%** Product Fill Rate (North America)
- **48-hour** Turnaround on Specials
- Same-day Shipping Availability

Note: Statistics as of March 2023.

Core Addressable Market[(1)]

Wood Connectors & Truss



Fasteners

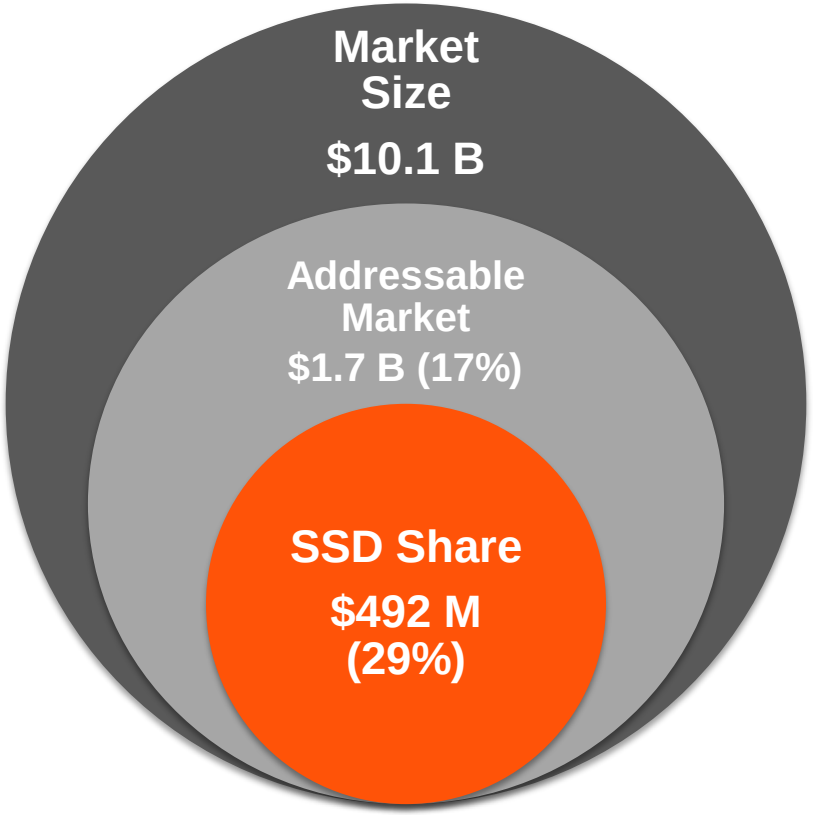

Concrete

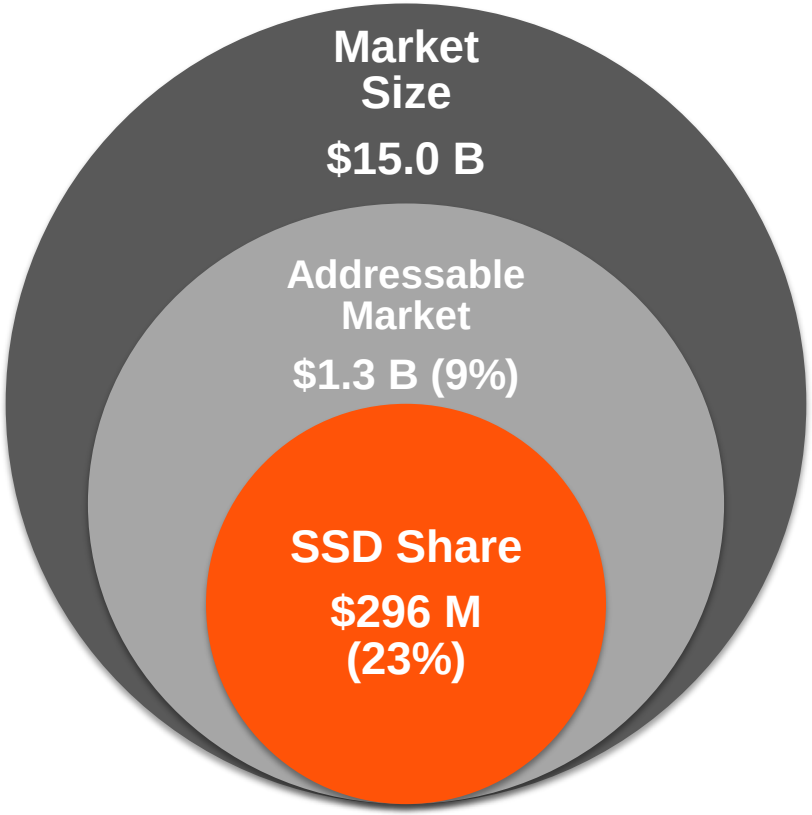

Many opportunities to expand into adjacencies and to create new markets

(1) *Note: Market share based on net sales as of the full year ended December 31, 2022. Market sizes based on internal estimates using information as of December 31, 2022. Includes North America, Europe and Pacific Rim. Addressable market and SSD share include ETANCO Group.*

Commitment to Growth

KEY GROWTH INITIATIVES FOCUSED ON:

OEM	R&R / DIY	MASS TIMBER	CONCRETE	STRUCTURAL STEEL
				

LEADER IN ENGINEERED LOAD-RATED CONSTRUCTION FASTENING SOLUTIONS

LEADER IN CUSTOMER-FACING TECHNOLOGY

OEM

KEY GOAL

Increase our market share in OEMs.

RATIONALE

- $420 M total addressable market primarily with fastening technologies
- Potential to develop other engineered solutions
- 2,500 existing Simpson products applicable for OEM needs
- Our solutions make the industry more efficient
- Aligned with the Simpson business model

STRATEGY

- Lead with fasteners: Market and sell existing product line
- Leverage existing anchor product line
- Engineer and launch value-added OEM-specific structural solutions
- Leverage Simpson Strong-Tie engineering testing capabilities
- Develop direct and distribution sales channels
- Utilize external innovation opportunities





OEM Spotlight

SOLUTION

Existing line of fasteners and anchors for OEM



Truck Bed Screw



Strong Drive® TIMBER Screw



Stainless-Steel Titen HD® Anchor



Quik Drive®





Truck bed and crating installations using Quik Drive® tool and collated fasteners



Racking installation using Titen HD® Anchors

R&R / DIY

KEY GOAL

Expand brand positioning: Be a known and trusted partner for R&R / DIY solutions.

RATIONALE

- $790 M total addressable market: decks, patios, porches, pergolas, gazebos, fencing and garage organization
- Existing product line with potential for several extensions
- Established channel/partners
- Proven approach with Outdoor Accents
- Aligned with the Simpson business model

STRATEGY

- Improve retail execution
- Continue expanding product lines and increase in-store training
- Enable consumers to customize, design and create bill-of-materials with software
- Partner with home center brand advocates to maximize e-commerce sales
- Utilize external innovation opportunities





R&R / DIY Spotlight

SOLUTION

Outdoor Accents® decorative hardware – two collections (architectural styles) for building outdoor structures.





Mission Collection™



Avant Collection™



Outdoor Accents® hardware used to build pergolas





Fastener reset at home center customer



New fastener sets include Quik Drive® auto-feed screw driving system (pictured above) and Outdoor Accents® promoting further visibility of the breadth of Simpson products

Mass Timber

KEY GOAL

Become the engineers' partner of choice for mass timber connections.

RATIONALE

- $45 M total addressable market
- Strong double digit growth rate in N. America
- Positive environmental impact
- New market; many product opportunities
- Aligned with the Simpson business model

STRATEGY

- Extend current products and develop new product lines specific to the Mass Timber applications
- Increase marketing efforts, leverage the brand and develop new relationships
- Invest in additional research, testing and manufactured capabilities specific to mass timber
- Utilize external innovation opportunities





(1) Source: North American Mass Timber Report: 2020 State of the Industry

Mass Timber Spotlight

SOLUTION

New dedicated line of screws for cross laminated timber (CLT)



SDS and SDWS



SDHR and SDCP SDCF

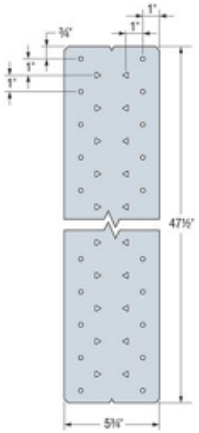

MDCST48



CBH

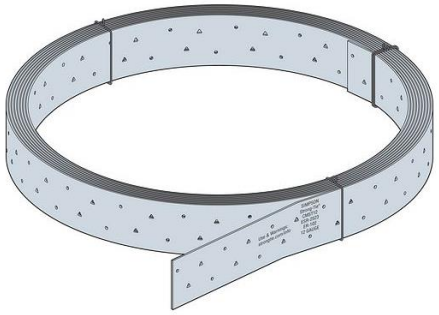

CMST



Simpson products utilized in CLT renovation project at an international airport in North America





Simpson products utilized in construction of CLT commercial office building in Washington, D.C.

Concrete

KEY GOAL

Become a recognized leader in concrete construction.

RATIONALE

- $1.3 B total addressable market
- Growth rate linked to infrastructure spend
- Simpson is a recognized leader in concrete and cold-formed steel solutions
- Many products and applications require engineering, testing and code approval
- Aligned with the Simpson business model

STRATEGY

- Develop focused market-specific playbooks
- Expand our current product offering with an emphasis on innovative, cost-saving solutions
- Invest to further expand our engineering and testing capabilities
- Develop a stronger partner/applicator network
- Optimize operational footprint
- Utilize external innovation opportunities





Concrete Spotlight

SOLUTION

A wide range of product solutions for concrete and masonry projects.



44oz. Carbon Fabric



SET-3G™ Adhesive



Heli-Tie™ Helical Stitching Tie



Titen HD® Heavy-Duty Mechanically Galvanized Screw Anchor



Concrete anchor jobsite (above)



Carbon fabric used as fiber-reinforced polymer (FRP) installation on a concrete structure (left)

Structural Steel

KEY GOAL

Convert traditional welded connections to bolted connections.

RATIONALE

- > $770 M total addressable market
- Structural steel construction is roughly half of the construction spend in North America
- Field welder shortage: addressed by bolted structural connections
- Bolted connections can improve productivity by 25% vs. welding
- Seismic and non-seismic applications
- Aligned with the Simpson business model

STRATEGY

- Develop the bolted connection market by engineering premium construction products
- Specify and sell direct to fabricators, erectors, installers and steel building manufacturers
- Launch design tools for inclusion in commonly used engineering software
- Invest in engineering, testing and production capabilities
- Utilize external innovation opportunities





Structural Steel Spotlight

SOLUTION

Yield-Link® connection for structural steel framing





Special moment frame Yield-Link® design used to build education buildings in California (left) and in the construction of 10 recreational/amusement locations across the U.S (below)





Construction Fasteners

KEY GOAL

Be the global market leader in engineered / load-rated construction fastening solutions.

RATIONALE

- $1.7 B total addressable market
- Complementary to connector and lateral products
- Established building and construction channels and customers
- Ability to extend into new/OEM markets
- Established manufacturing and supply chain
- Market needs increased innovation
- Aligned with the Simpson business model

STRATEGY

- Develop critical mass by expanding our engineered fastener business for DIY/R&R, OEM and Mass Timber markets
- Provide innovative products that are preferred by both end-users and specifiers
- Develop industry-leading tools enabling specifications
- Expand brand positioning: known/trusted partner
- Optimize manufacturing and supply chain footprint
- Utilize external innovation opportunities







Customer-Facing Technology Solutions

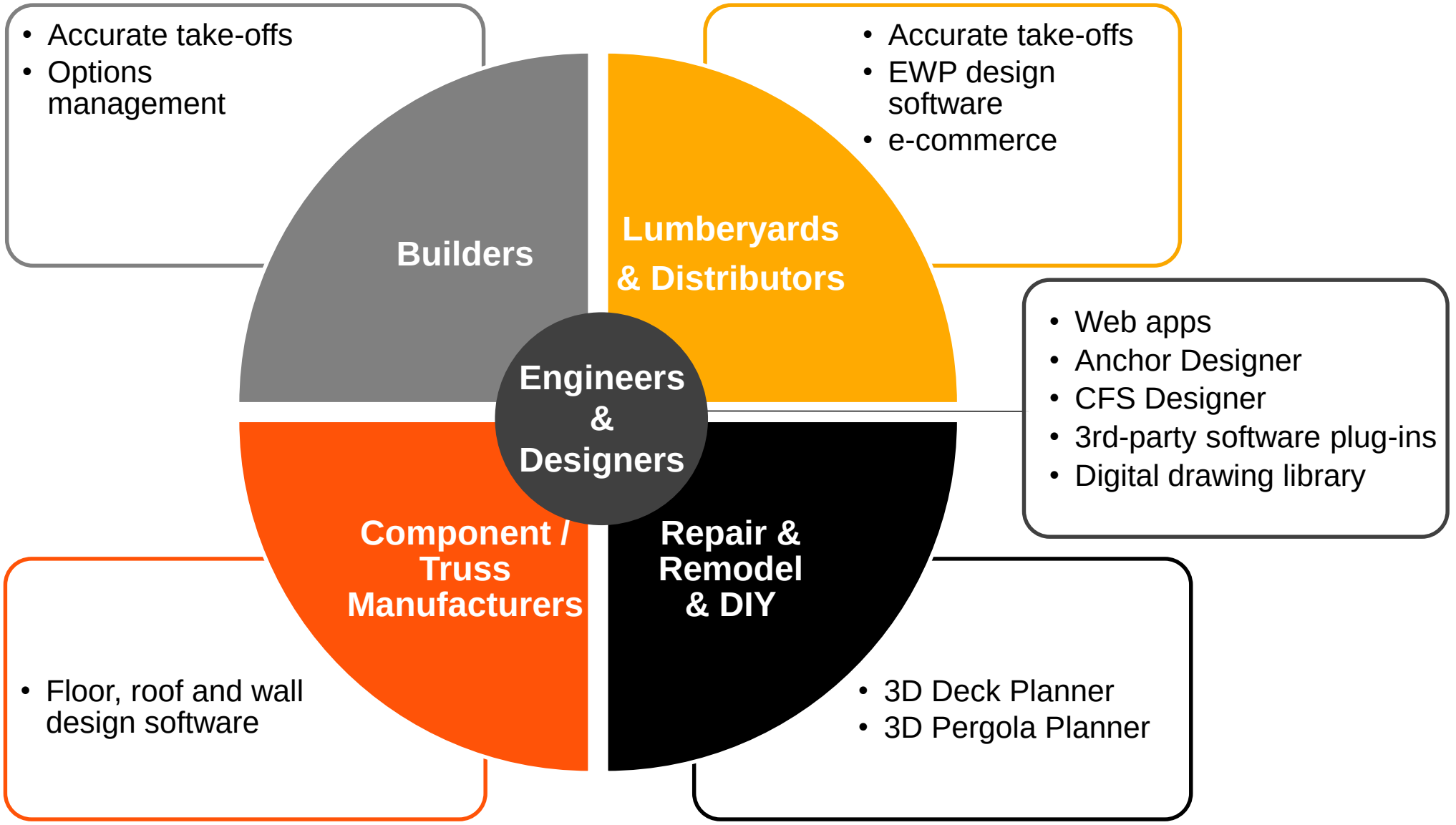

Strong Business Drives Stockholder Value

Our 2022 Sales by Product…

($ USD Millions)



and Across Operating Segments

($ USD Millions)

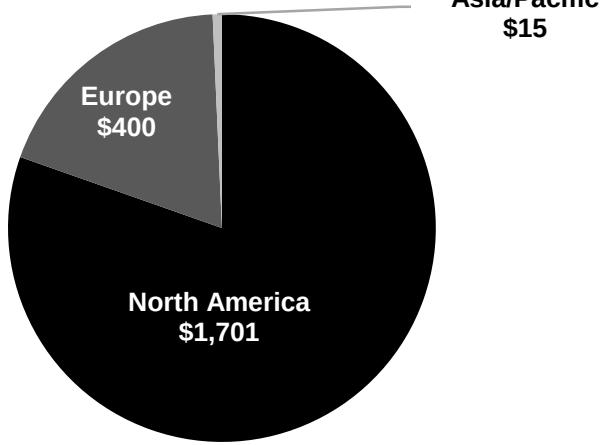

EPS(1)

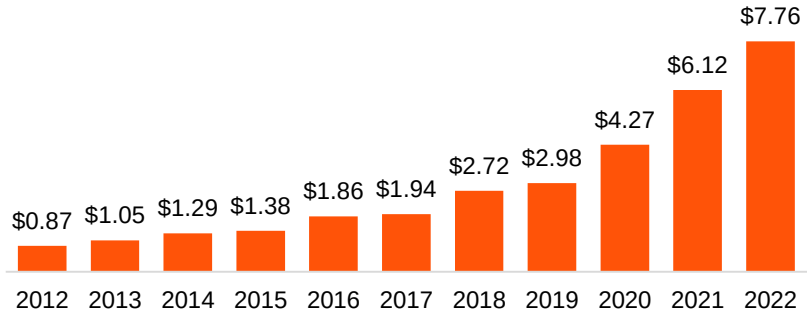

Dividends Per Share(2)

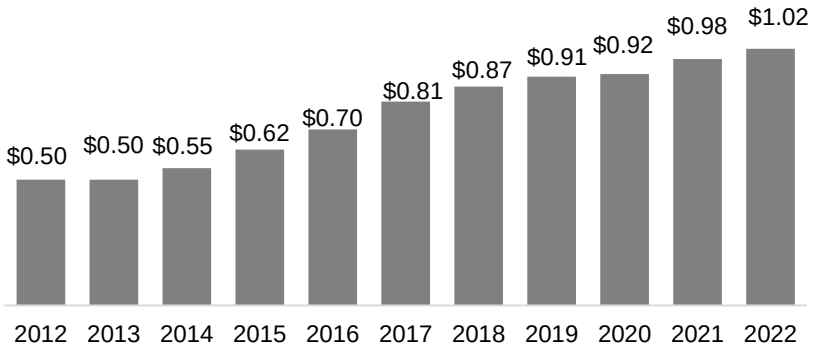

(1) The enactment of the Tax Cuts and Jobs Act in December 2017 resulted in a provisional net charge of $2.2 million in the fourth quarter of 2017, or an impact of $0.04 per fully diluted share.

(2) Chart represents annual dividends declared. Part of the 2013 dividend was accelerated due to uncertainty of changes to tax code in 2013. The dividend paid in December 2012 is included in 2013.

Historical Net Sales

Our investments in adjacent products and markets have helped mitigate our exposure to a cyclical U.S. housing market over time.

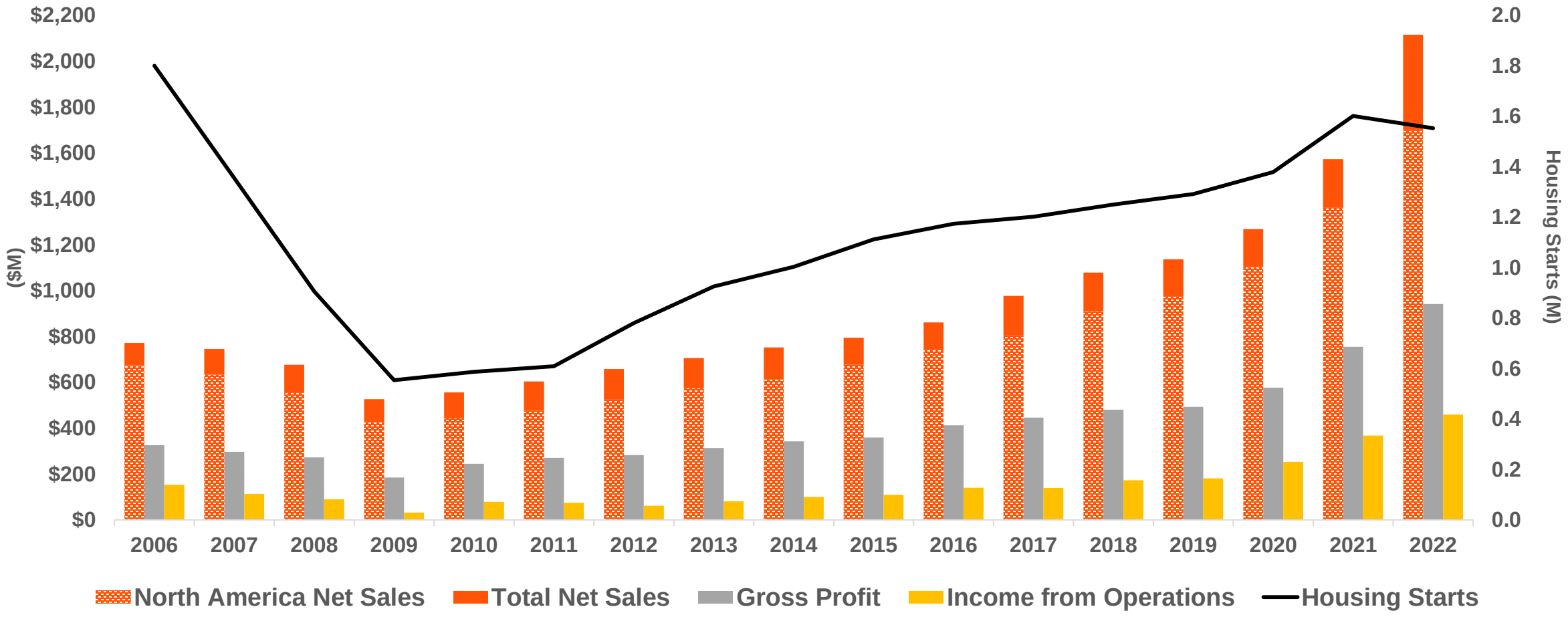

Operating Income Margin Outperformance

Simpson Historical Operating Income Margin Versus Proxy Peer Average(1)

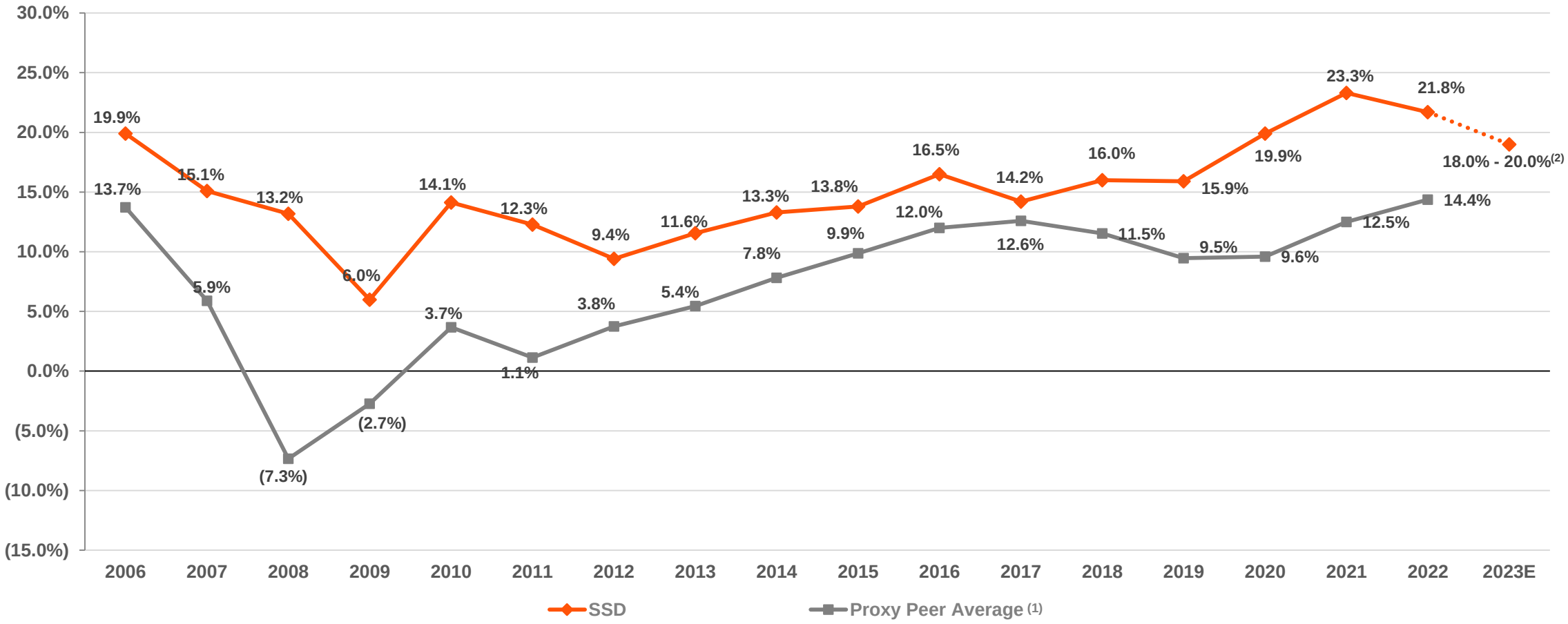

(1) Proxy peer average includes: AAON, AMWD, APOG, AWI, EXP, ROCK, IIIN, DOOR, PATK, PGTI, NX, SUM, TREX and WMS.

(2) Fiscal 2023 operating margin outlook as of February 6, 2023. Outlook includes the acquisition of ETANCO. Please refer to the earnings press release issued on February 6, 2023 for additional details.

ROIC(1) Within Top Quartile of Proxy Peers(2)

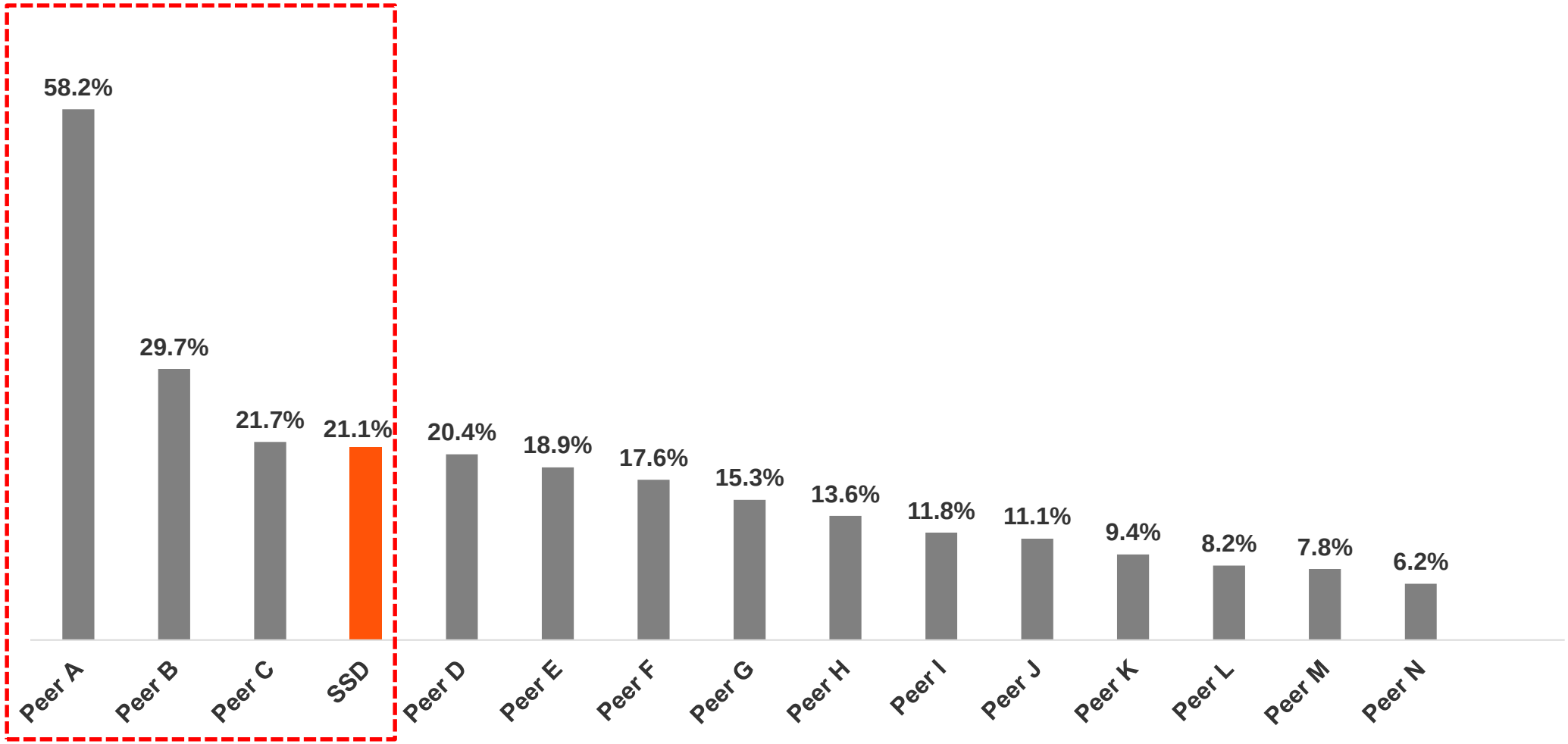

Source: Company filings as of February 24, 2023.

(1) Return on Invested Capital (ROIC) reflects latest fiscal year reported. See appendix for ROIC definition.

(2) Proxy peer average includes: AAON, AMWD, APOG, ATKR, AWI, DOOR, EXP, NX, PATK, PGTI, ROCK, SUM, TREX and WMS.

Well-Positioned to Drive Growth

We are well-positioned to execute our growth strategy given our demonstrated commitment to disciplined capital allocation and expense management.

Thoughtful Deployment of Capital

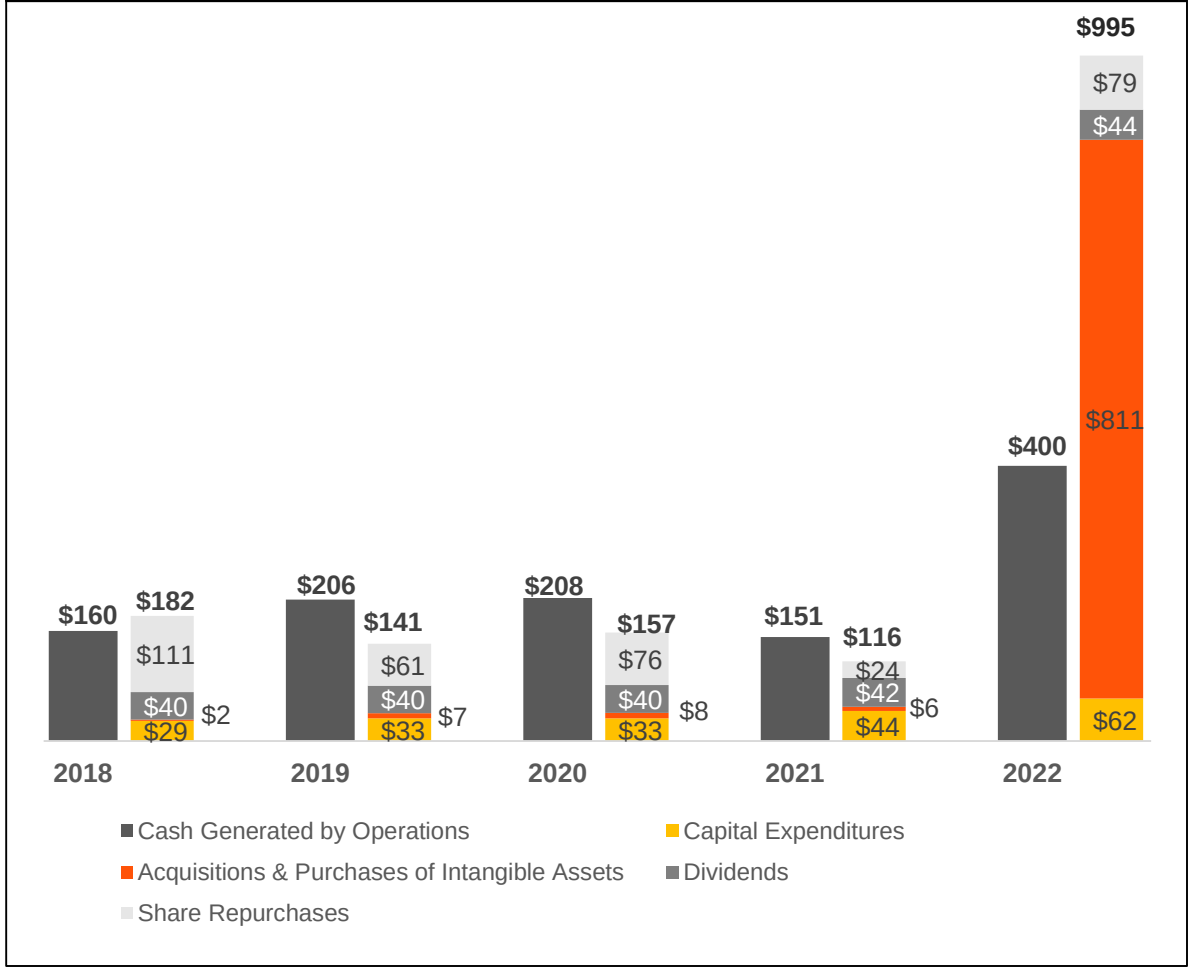

Improving SG&A as a % of Net Sales

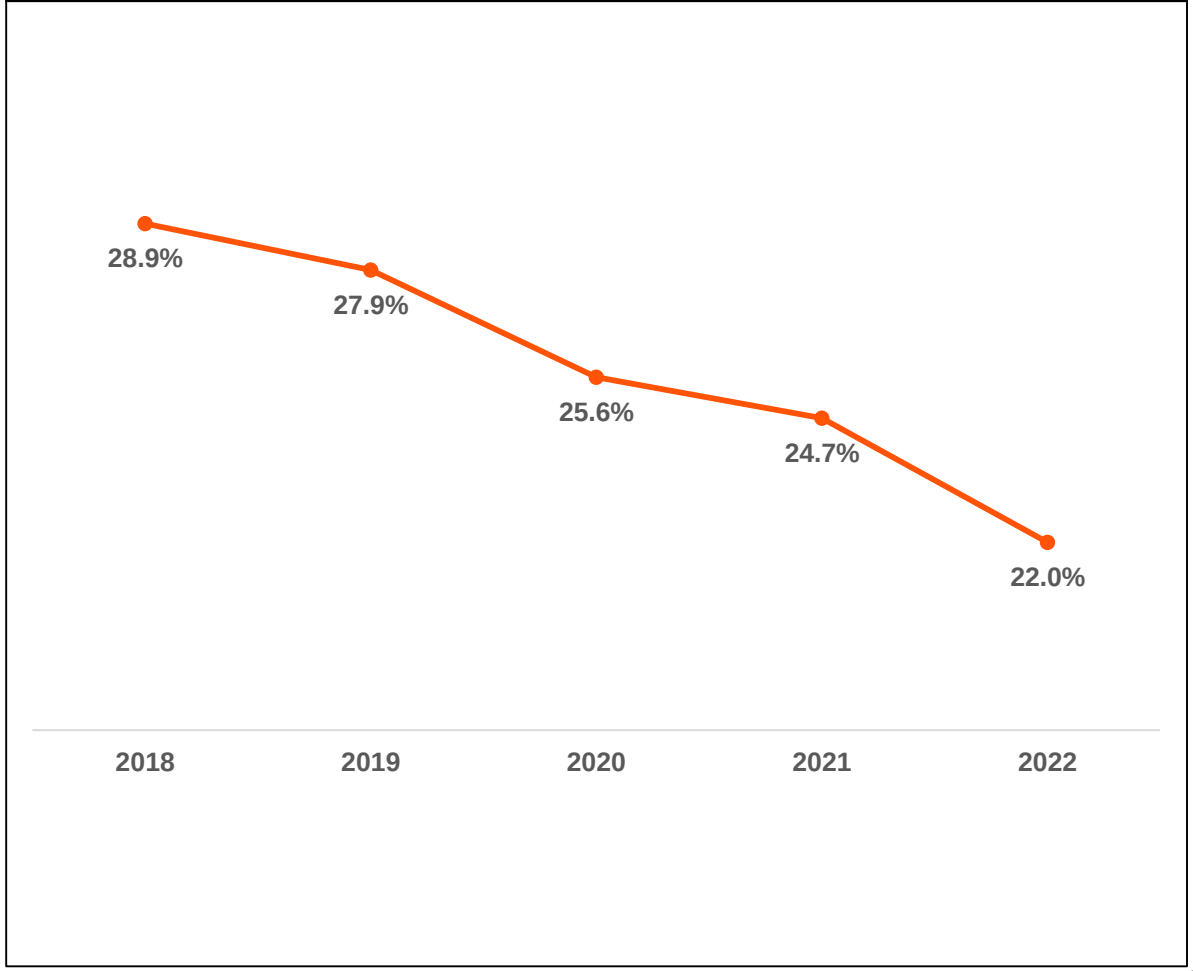

Capital Return History

$774.8 Million

2019 – 2022[(1)] Cumulative Free Cash Flow defined as:

Cash flow from operations ($964.4 M) less Capital expenditures ($189.6 M)

Repurchases of Common Stock	Quarterly Cash Dividends
30.9%	**21.4%**

(1) Time frame represents January 1, 2019 to December 31, 2022.

Use of Cash Priorities

Cash Flow From Operations

Organic Growth	• Prioritizing facility expansions (capacity, service, efficiencies and safety) • Investing in growth initiatives (engineering, marketing, sales personnel, testing capabilities, etc.)
Acquisitions	• Evaluating potential M&A in the markets we operate (support key growth initiatives) • Integrating ETANCO remains the priority
Dividends	• Maintain quarterly cash dividends(1) • Consistently and moderately raise dividends • Capital return target of 35% of free cash flow(2)
Debt Repayment	• Focused on repaying debt incurred to finance the acquisition of ETANCO
Share Repurchases	• Selective and opportunistic share repurchases • Capital return target of 35% of free cash flow(2)

(1) On January 24, 2023, the Company's Board of Directors declared a quarterly dividend of $0.26 per share, payable on April 27, 2023 to stockholders of record on April 6, 2023.
(2) The Company defines free cash flow as cash flow from operations less capital expenditures.

Acquisition Strategy

- Strengthen our business model by expanding our product lines, end-use markets and developing complete solutions for the markets in which we operate
- Improve our market share in our growth initiatives
- Improve our manufacturing capabilities and efficiencies to reduce lead-times and bring production closer to the end customer
- Leverage venture capital expertise to help identify potential strategic acquisitions or investments including innovative technologies of interest in the building space
    - Provides real-time market access to the latest industry technology trends and innovation

About ETANCO Group

Acquisition creates significant synergies to drive growth, profitability and cost efficiencies.

- **ETANCO is a leading designer, manufacturer and distributor of fixing and fastening solutions for the building construction market in Europe**
  - Established in 1952 and headquartered in Le Pecq, France
  - ~900 employees
  - 8 manufacturing and distribution sites across Europe
- **Aligns with Simpson's business model and values**
  - Established brand reputation known for product reliability and focus on customer service
  - Dedicated technical assistance team
  - Best-in-class on-time delivery capabilities
- **Wide portfolio of solutions addressing all building envelope applications**
  - Highly technical solutions with custom-made design and properties that meet market regulatory requirements
  - >80,000 SKUs; 150+ patents
  - Broadens and balances Simpson's portfolio of solutions including entry into new commercial building markets and establishment of leadership position in fastener solutions
- **Well-balanced multi-channel go-to-market model**
  - Increases Simpson's market share and expands sales channels and geographical reach in Europe
- **Strong historical financial performance**
- **Well positioned to benefit from French regulation RT 2000**
  - RT 2000 ('RégulationThermique2000'), effective in 2021, requires buildings to produce more energy than they consume resulting in the need for more insulation and sophisticated fasteners
  - Wall and roof optimization is critical to improving thermal performance, resulting in a structural shift from internal to external insulation

ETANCO Group's Key Products and Applications

Highly complementary product mix that expands into adjacent markets

Primary Product Applications:

1 Waterproofing
Fixing membrane to avoid water incursion



2 Roofing
Fixing metal roof to a building structure



3 Cladding
Fixing of protection panels



4 Facade
Fixing metal, concrete or stone frameworks for façade backing lining



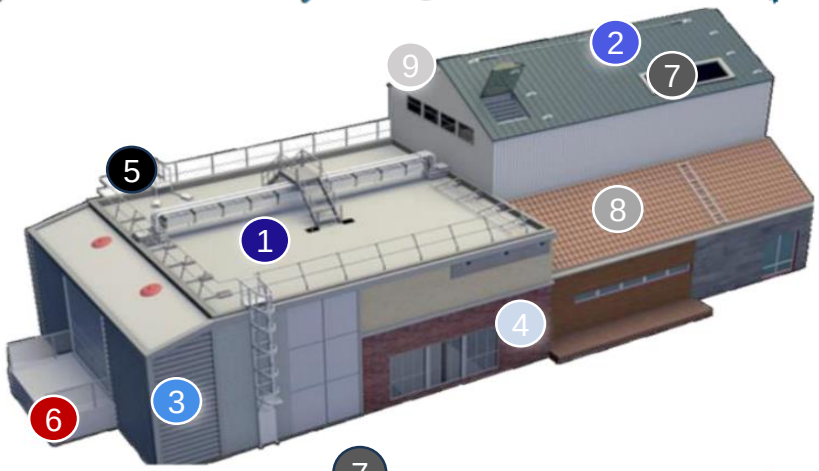

Ancillary Product Applications:

5 Safety
Fixing & anchoring for fall-protection solutions



7 Solar
Fixing new solar panels on existing roofs



8 Wood
Fixing fasteners for wood structures



9 Overoofing
Fixing new roof on existing obsolete roof



6 *Anchors:* *For all purposes (inc. facades, safety & interior)*

Sustainability and Environmental and Social Responsibility

SUSTAINABILITY EFFORTS TAKEN TO-DATE

- Issued inaugural ESG report in March 2020
  - Reported updated metrics in March 2021 addendum
- Issued 2021 Sustainability, Environmental and Social Responsibility report in March 2022
  - Increased the number of ESG data metrics tracked and collected from 6 to 18
  - Conducted internal materiality analysis and published a SASB Index
  - Published targets for health and safety performance
- Established ESG task force with full Board oversight on sustainability strategy and progress
- Engaged external ESG disclosure consultants and service providers
- Enhanced disclosure on Human Capital Management
- Launching Diversity, Equity & Inclusion program
- Renewed focus on employee health and safety

ENVIRONMENTAL PROTECTION, HEALTH & SAFETY MANAGEMENT POLICY

At Simpson Strong-Tie, we operate in a safe and environmentally responsible manner to protect our employees, customers and communities while benefitting society, the economy and the environment.

"Our people are the most vital part of our business, and providing a safe, healthy, sustainable, and rewarding working environment is of fundamental importance."
– Karen Colonias (retired CEO)

5-Year Company Ambitions

1. Strengthen our values-based culture
2. Be the partner of choice
3. Be an innovation leader in the markets we operate
4. Continue above market growth rate relative to U.S. housing starts
5. Continue expanding our operating income margin to remain within the top quartile of proxy peers
6. Continue expanding ROIC within the top quartile of proxy peers

Appendix



A Pioneer in Construction Solutions

Simpson structural connectors are the industry standard.

1956 — FIRST CONNECTOR





OUR FOUNDER BARC SIMPSON

1970 — CONNECTOR MARKET LEADER



1984 — FIRST HOLDOWN



1994 — NYSE LISTING (SSD)

1996 — EXPANSION INTO CONCRETE



1997 — EXPANSION INTO FASTENERS



1999 — EXPANSION INTO WOOD SHEAR WALLS



2001 — OPENED TYE GILB TEST LAB



2005 — EXPANSION INTO STEEL SHEAR WALLS





EXPANSION INTO FASTENING SYSTEMS

A Pioneer in Construction Solutions (Continued)

Simpson is an innovation leader in fasteners, concrete repair, moment frames, construction software and structural steel solutions.

2008 — EXPANSION INTO SS FASTENERS



2009 — EXPANSION INTO ORDINARY MOMENT FRAMES



2011 — FURTHER EXPANSION INTO CONCRETE REPAIR AND CFS





2012 — EXPANSION INTO FRP/CARBON FIBER SOLUTIONS AND TRUSS SOFTWARE





2013 — EXPANSION INTO SPECIAL MOMENT FRAMES



2016 — EXPANSION INTO OUTDOOR DECORATIVE HARDWARE



2017 — EXPANSION INTO BUILDER & LBM SOFTWARE



2019 — EXPANSION INTO STRUCTURAL STEEL



2020 — FURTHER EXPANSION INTO OUTDOOR LIVING SOFTWARE

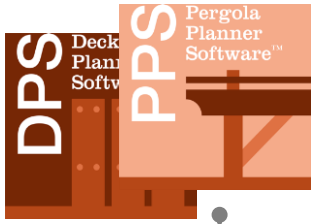

2021 — FURTHER EXPANSION INTO WOOD SHEAR WALLS



2022 — EXPANSION INTO EUROPEAN COMMERCIAL BUILDING MARKET

ETANCO®

Commitment to Innovation: State-of-the-Art Test Labs

We are dedicated to research, testing, engineering and innovation through our state-of-the-art test labs, which provides us with a better understanding of how structures perform, advances our design technology and improves building safety.



WOOD



CONCRETE



FASTENER

Return on Invested Capital ("ROIC") Definition

When referred to in this presentation, return on invested capital ("ROIC") for a fiscal year is calculated based on (i) the net income of that year as presented in the Company's consolidated statements of operations prepared pursuant to generally accepted accounting principles in the U.S. ("GAAP"), as divided by (ii) the average of the sum of total stockholders' equity and total long-term debt, at the beginning of and at the end of such year, as presented in the Company's consolidated balance sheets prepared pursuant to GAAP for that applicable year. As such, the Company's ROIC, a ratio or statistical measure, is calculated using exclusively GAAP financial measures.



STRONG FOUNDATION. STRONGER FUTURE.

SIMPSON
Manufacturing
COMPANY
™