SILENCE THERAPEUTICS

Silence Therapeutics

Corporate Presentation

February 2022

Forward-Looking Statements

The information contained in this presentation is being supplied and communicated to you solely for your information and may not be reproduced, further distributed to any other person or published, in whole or in part, for any purpose.

The distribution of this presentation in certain jurisdictions may be restricted by law, and persons into whose possession this presentation comes should inform themselves about, and observe, any such restrictions. Although reasonable care has been taken to ensure that the facts stated in this presentation are accurate and that the opinions expressed are fair and reasonable, the contents of this presentation have not been verified by Silence Therapeutics plc (the "Company") or any other person. Accordingly no representation or warranty, express or implied, is made as to the fairness, accuracy, completeness or correctness of the information and opinions contained in this presentation and no reliance should be placed on such information or opinions. None of the Company, or any of its respective members, directors, officers or employees nor any other person accepts any liability whatsoever for any loss howsoever arising from any use of such information or opinions or otherwise arising in connection with this presentation. No part of this presentation, or the fact of its distribution, should form the basis of or be relied upon in connection with any contract or commitment or investment decision whatsoever. This presentation does not form part of any offer of securities, or constitute a solicitation of any offer to purchase or subscribe for securities or an inducement to enter into any investment activity. Recipients of this presentation are not to construe its contents, or any prior or subsequent communications from or with the Company or its representatives as investment, legal or tax advice. In addition, this presentation does not purport to be all-inclusive or to contain all of the information that may be required to make a full analysis of any transaction. Further, the information in this presentation is not complete and may be changed. Recipients of this presentation should each make their own independent evaluation of the information and of the relevance and adequacy of the information in this document and should make such other investigations as they deem necessary.

This presentation may contain forward-looking statements that reflect the Company's current views and expectations regarding future events. In particular certain statements with regard to management's strategic vision, aims and objectives, the conduct of clinical trials, the filing dates for product license applications and the anticipated launch of specified products in various markets, the Company's ability to find partners for the development and commercialisation of its products as well as the terms for such partnerships, anticipated levels of demand for the Company's products (including in development), the effect of competition, anticipated efficiencies, trends in results of operations, margins, the market and exchange rates, are all forward looking in nature.

Forward-looking statements involve risks and uncertainties that could cause actual results to differ materially from those expressed or implied by the forward looking statements. Although not exhaustive, the following factors could cause actual results to differ materially from those the Company expects: difficulties inherent in the discovery and development of new products and the design and implementation of pre-clinical and clinical studies, trials and investigations, delays in and results from such studies, trials and investigations that are inconsistent with previous results and the Company's expectations, the failure to obtain and maintain required regulatory approvals, product and pricing initiatives by the Company's competitors, inability of the Company to market existing products effectively and the failure of the Company to agree beneficial terms with potential partners for any of its products or the failure of the Company's existing partners to perform their obligations, the ability of the Company to obtain additional financing for its operations and the market conditions affecting the availability and terms of such financing, the successful integration of completed mergers and acquisitions and achievement of expected synergies from such transactions, and the ability of the Company to identify and consummate suitable strategic and business combination transactions and the risks described in our most recent Admission Document.

By participating in this presentation and/or accepting any copies hereof you agree to be bound by the foregoing restrictions and the other terms of this disclaimer.

Poised for Transformation

Major Clinical Data Readouts in Proprietary Programs Combined with Rapid Discovery Pipeline Growth

Pioneers in RNAi	• **Two decades of know-how combined with robust and growing IP estate** • **Global footprint – R&D in Berlin, headquarters in London and NYC office**
Rapidly Advance Clinical Programs	• **SLN360 Lp(a) Lowering Program** - reported positive topline data in phase 1 study; initiating phase 2 in H2'22 • **SLN124 Hepcidin Regulation Program** – topline data from thalassemia and MDS studies anticipated in Q3'22; initiating phase 1 PV study in H2'22 • **SLN501 C3 Lowering Program** – initiating phase 1 study with Mallinckrodt in H1'22
Proprietary mRNAi GOLD™ Platform	• **Clinical data demonstrated safety, robust pharmacodynamic effect and long duration of action** • **Anticipate 2-3 INDs per year from 2023 (proprietary and partnered programs)** • **Significant opportunity to address disease causing targets in the liver**
Strong Financial Position	• **£76.5m at the end of September 2021** • **Nasdaq listed (SLN) - market cap ~£525m /~$712m***

* Market Capitalization as of January 4, 2022

Lp(a) = Lipoprotein(a); MDS = myelodysplastic syndrome; PV = polycythemia vera

We believe the Path to Value Creation is Clear

Market capitalization of established RNAi companies

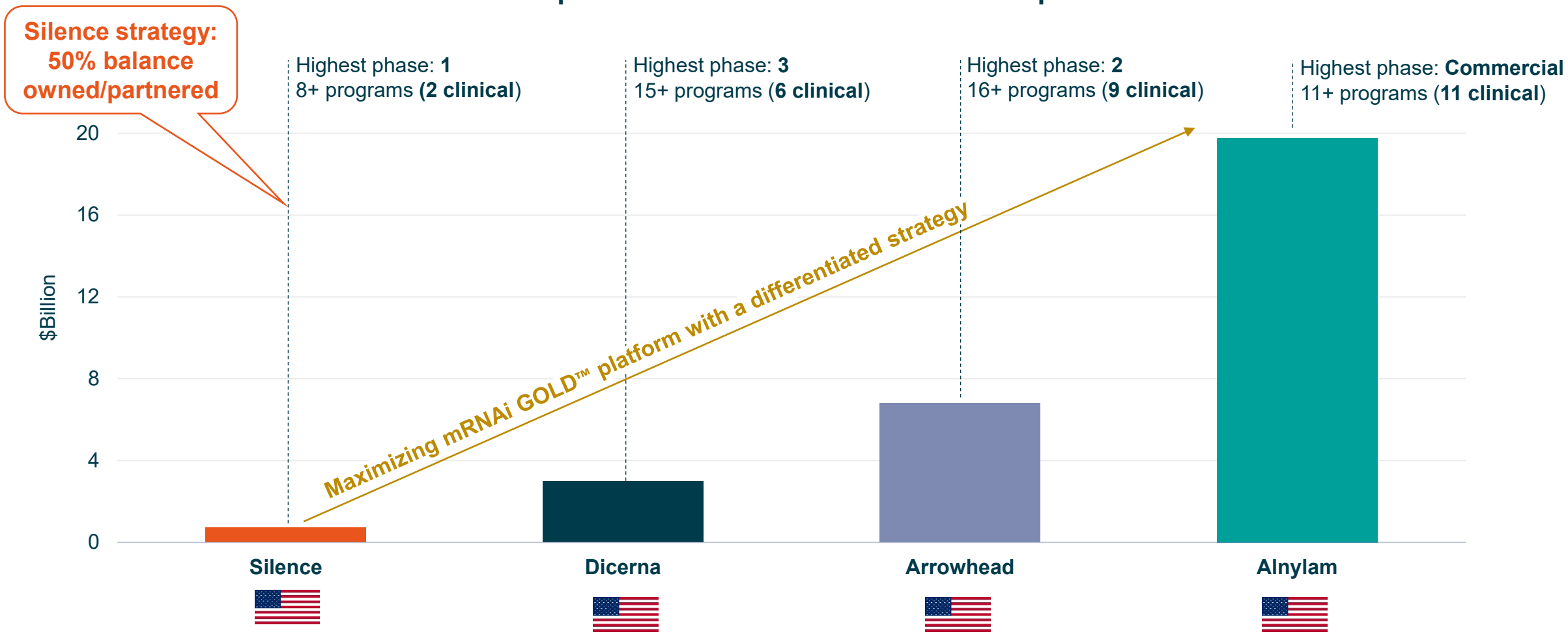

Market Capitalization as of January 4, 2022;
Programs defined as individually named programs from discovery phase through to marketed drugs on company website, October 2021.

Executive Leadership Team with Deep Sector Experience



Craig Tooman
President and CEO

- 30+ years of experience in the biopharmaceutical industry
- Previously CEO at Aratana Therapeutics where he successfully negotiated a merger with Elanco
- Former CFO of Enzon Pharma until its acquisition by Sigma Tau, and prior to that he led $1.1B M&A initiative of ILEX Oncology and Genzyme Corporation



Giles Campion
EVP, Head of R&D and CMO

- 30+ years of experience in the biopharmaceutical industry
- Former CMO and SVP R&D at Prosensa, playing a major role in their Nasdaq IPO and subsequent sale to Biomarin for $680m
- Most recently CMO at Albumedix and held senior R&D roles at GE Healthcare, Novartis and SmithKline Beecham prior
- Medical degree and doctorate from Bristol University



Rhonda Hellums
Chief Financial Officer

- 25+ years of experience in corporate finance, accounting, strategic planning, mergers and acquisitions, treasury management, investor and public relations
- Held management positions at KCI (now 3M+KCI), Enzon Pharma, Genzyme and Ilex Oncology
- Previously CFO at Deer Oaks Mental Health and Aratana Therapeutics



Dr. Barbara Ruskin
SVP, General Counsel and CPO

- 25+ years of global experience in life science IP and corporate law
- Former Partner at Ropes and Gray, associate at Fish & Neave, and SVP GC / CPO at biopharma companies
- Managed general legal and IP matters related to financing and regulatory, BD, licensing and patent portfolio management



Dr. Marie Wikström Lindholm
SVP, Molecular Design

- 13+ years' experience with oligonucleotide therapeutics
- Former Expert Scientist in Discovery Technology and Head of Targeted Delivery at Santaris Pharma / Roche
- Authored 60+ patent applications and peer-reviewed scientific publications



Jorgen Wittendorff
SVP, Head of Manufacturing

- 25+ years experience in pharmaceutical development
- Extensive experience in complex manufacturing and regulatory compliance (FDA, EMA, and PMDA)

siRNA Can Inhibit Expression of Disease-Associated Genes

nucleus

cytoplasm

HEALTHY

Genes encode messages for all features in the body

DISEASE

In certain diseases the DNA is mutated or abnormally expressed



The information in DNA is transcribed into messenger RNA (mRNA)



Abnormal DNA message is carried into resulting mRNA

mRNA is then made into proteins. Proteins are responsible for most functions in the body



In some cases mutations instruct the cell to produce too much protein or the protein made does not work

siRNA Can Precisely Target and Silence Disease-Associated Genes



Mutated DNA

SILENCE THERAPEUTICS

Target-specific short interfering RNA (siRNA) binds to the mRNA

mRNA is degraded and gene is “silenced”

Reduction in disease-causing protein

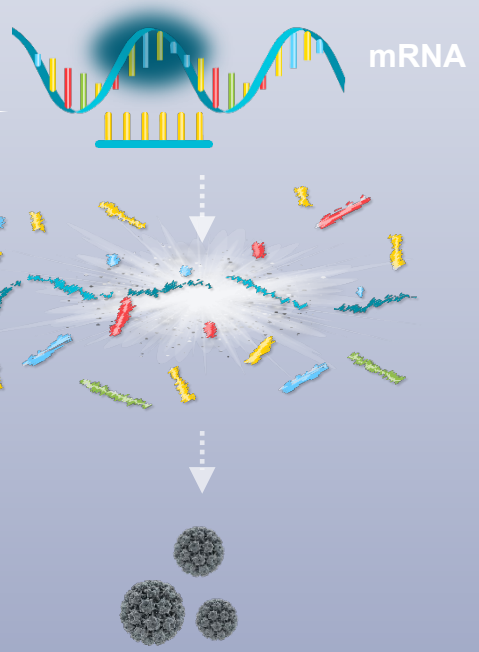

Natural

Harnesses natural cellular mechanisms present in every cell in the human body

Durable

Long-lasting gene knockdown possible for > 2 months following a single injection

Precise

siRNA designed to bind only to target sequence

Our Toolbox Considers all Elements of siRNA and Ligand Design

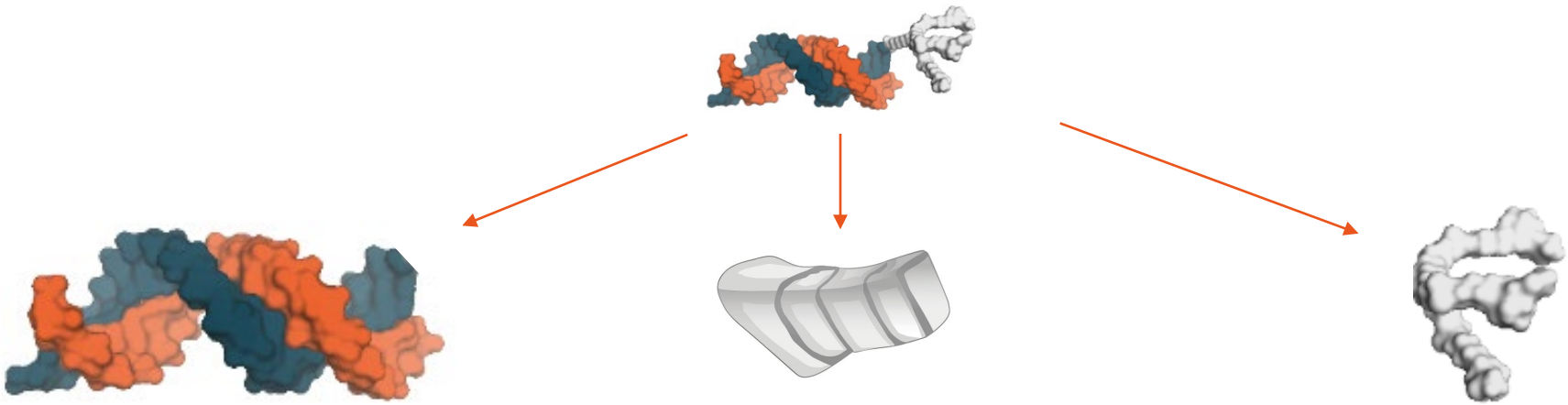

siRNA molecule

- siRNA matched to target gene
- Silence has developed chemical modification patterns that enhance stability and improve activity

Linker

- Silence has developed proprietary linkers, enabling the attachment of targeting ligands to the siRNA molecule

GalNAc Ligand

(delivery tool)

- GalNAc ligand delivers molecule to specific liver tissues/cells
- Highly targeted to liver

Continuous Fine-Tuning to Further Improve Performance

mRNAi GOLD™ Platform Approach: Precision-Engineered Therapies

GalNAc OLigonucleotide Discovery Platform

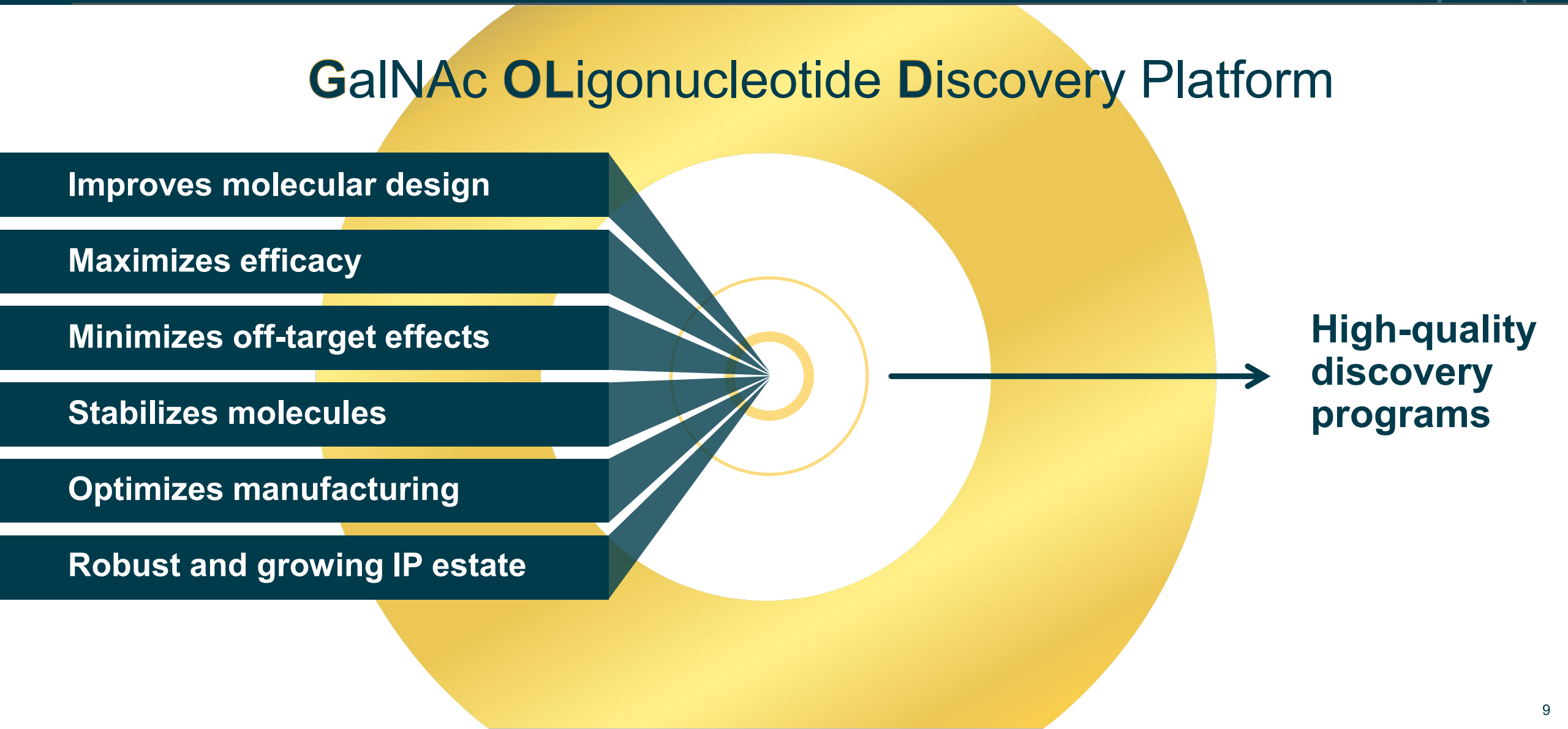

We Believe the Opportunity for our mRNAi GOLD™ Platform is Substantial

Only ~1% of genes expressed in the liver have been targeted by publicly known siRNAs

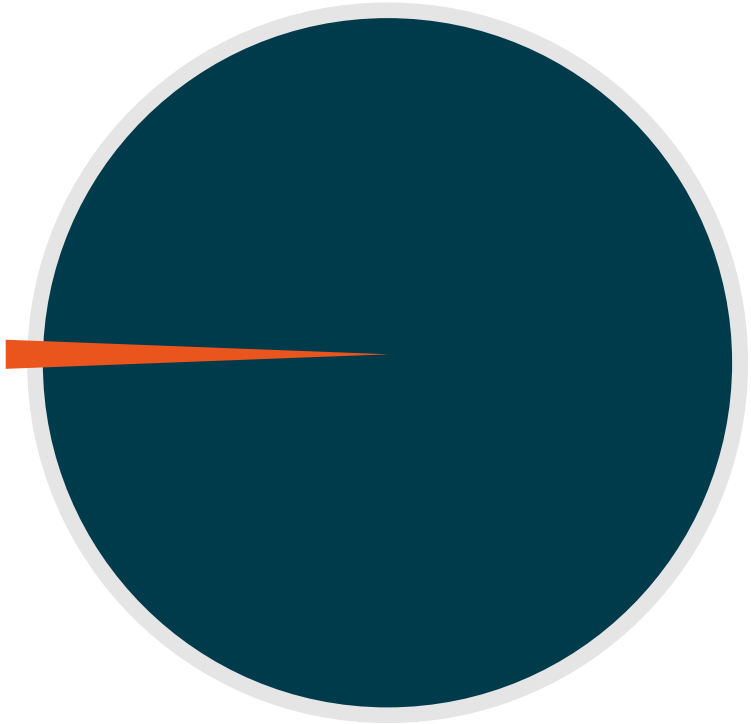

Opportunity to identify new siRNAs targeting many of the remaining 99% (~14,000) of liver-expressed genes

Assuming only 1-2% of remaining genes are targetable, that is still another 140-280 new programs

Source: Human Protein Atlas, GlobalData

Early-stage GalNAc-conjugated RNAi Programs Have a Much Greater Likelihood of Approval vs. Industry Average

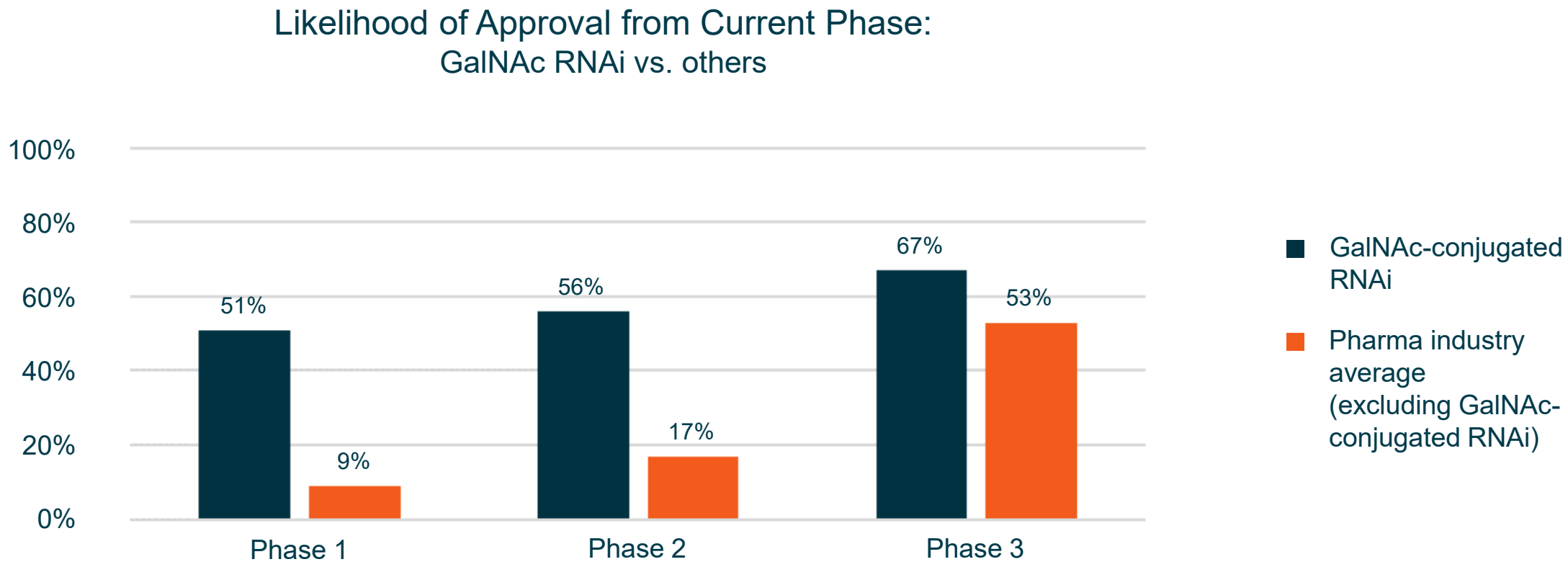

Phase success is defined as the movement of the program to the next phase, not an evaluation of whether endpoints were met.
GalNAc-conjugated RNAi includes both GalNAc-conjugated siRNA and GalNAc-conjugated ASO

Source: Pharmapremia, Informa Pharma Custom Intelligence analysis

Partnership Programs Further Expand Pipeline and Provide ~$7.5 Billion in Potential Milestones Plus Royalties

AstraZeneca

Signed major deal to discover, develop and commercialize siRNA therapeutics for cardiovascular, renal, metabolic and respiratory diseases in March 2020

- Upfront cash payment of $60 million and an equity investment of $20 million
- Up to $4 billion in potential milestones plus tiered royalties for a total of 10 targets
- AZN to cover preclinical, CMC, clinical development and commercialization costs

Mallinckrodt

Initiated collaboration to develop siRNA therapeutics for complement-mediated diseases in July 2019

- Upfront cash payment of $20 million and an equity investment of $5 million
- Up to $2 billion in potential milestones plus royalties for 3 targets
- Exercised option to license all 3 complement targets

翰森制药
HANSOH PHARMA

New collaboration to develop siRNA therapeutics for three undisclosed targets announced in Oct. 2021

- Upfront cash payment of $16 million and up to $1.3 billion in potential milestones plus royalties
- Silence has exclusive rights to 2 targets in all territories except China region; Hansoh has China region rights to those 2 targets
- Hansoh has global rights to a third target

Pipeline Balances Proprietary & Partnered Programs



*Silence retains exclusive rights to this program outside of the China region, including Hong Kong, Macau and Taiwan.

Maximizing Output through the Silence mRNAi GOLD™ Platform

- **High-quality target identification** using translational genomics
- **Lower attrition rates** in discovery enabled by machine learning
- **GalNAc strategic partnerships** to enhance pipeline opportunities (e.g. target selection)

Targeting

2-3 INDs/yr

from 2023 through our proprietary and partnered GalNAc programs

SLN360

Lp(a) Lowering Program



SLN360 Targets Lp(a): an Independent Risk Factor for Cardiovascular Disease

- Lp(a) levels are genetically determined
- Recognized as a major untreated risk factor in cardiovascular disease
- Lp(a) levels are not significantly modifiable through lifestyle changes or approved medicines
- Large population worldwide with up to 10% with >90 mg/dL[1] (2-3x increased heart attack risk)[2]

Targeting Lp(a) with SLN360 Has the Potential to Address Major Unmet Needs in Cardiovascular Disease

[1] Varvel et al. Arterioscler Thromb Vasc Biol. 2016;36:2239, Tsimikas et al. Atherosclerosis. 2020;300:1 [2] Kamstrup et al. Circulation. 2008;117:176, Kamstrup et al. JAMA. 2009;301(22):2331

Cardiovascular Event Risk Significantly Increases with High Lp(a)

Substantial Risk of CV Event at Lp(a) ~90 mg/dL

Event	Increased Risk
Heart Attack[1]	2 - 3x
Aortic Stenosis[2]	2 - 3x
Heart Failure[3]	1.6 - 1.8x
Ischemic Stroke[4]	1.2 - 1.6x
Mortality[5] (all cause/CV)	1.2 - 1.7x

780 Million Worldwide with >90 mg/dL Lp(a)

Lp(a) level:	>50 mg/dL	>90 mg/dL
Prevalence[6]	~20%	~10%
USA	66m	33m
EU	103m	51m
Globally	1,560m	780m

Populations: USA 328.2 million, EU 513.5 million (incl. UK), Global 7,800 million

[1] Kamstrup et al. Circulation. 2008;117:176, Kamstrup et al. JAMA. 2009;301(22):2331, [2] Kamstrup et al. J Am Coll Cardiol. 2014;63(5):470, [3] Kamstrup et al. JACC Heart Fail. 2016;4(1):78, [4] Langsted et al. J Am Coll Cardiol. 2019;74(1):54,
[5] Langsted et al. Eur Heart J. 2019;40(33):2760, Arsenault et al. JAMA Netw Open. 2020;3(2):e200129, [6] Varvel et al Arterioscler Thromb Vasc Biol. 2016;36:2239, Tsimikas et al. Atherosclerosis. 2020;300:1, Nordestgaard et al. Eur Heart J. 2010;31:2844

Lp(a)-lowering Drugs Present a Similar Opportunity to Cholesterol-lowering Drugs, Which Had Sales of >$30B at Peak

High Cholesterol vs High Lp(a) in Cardiovascular Disease

High Cholesterol is a Modifiable Risk Factor

High Lp(a) is a Genetic Risk Factor

- Some patients require cholesterol lowering treatment: Lifestyle changes can have a positive impact
- Most patients will require Lp(a) lowering treatment: Lifestyle changes have no effect on Lp(a) levels

Similar Medically Treated Population

Patients with High Total Cholesterol vs. High Lp(a)

US + EU5 Markets

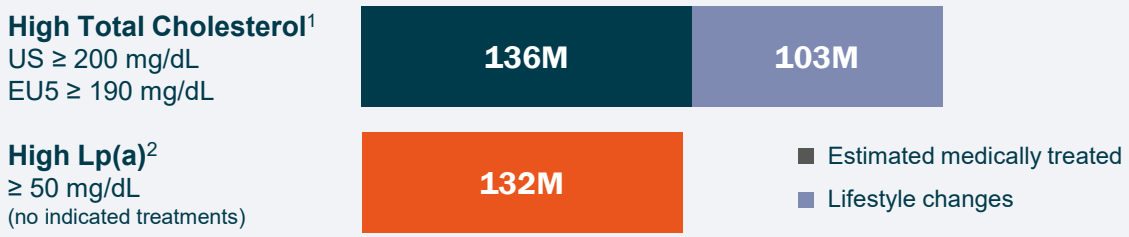

Blockbuster Potential

Sales of Cholesterol-Lowering Drugs Peaked at >$30B[3,4]

Lipitor® (atorvastatin)	**Crestor®** (rosuvastatin)	**Zocor®** (simvastatin)
$12.9B peak sales	**$7.0B** peak sales	**$5.2B** peak sales

[1] Datamonitor Healthcare | Informa 2018, [2] Varvel et al Arterioscler Thromb Vasc Biol. 2016;36:2239, Tsimikas et al. Atherosclerosis 2020;300:1, Nordestgaard et al. Eur Heart J. 2010;31:2844,
[3] Biomedtracker, Internal Analysis; [4] Kidd, J., Nat Rev Drug Discov. 2006;5(10):813

SLN360 Demonstrated Sustained and Deep Lp(a) Knockdown in Non-Human Primate Model

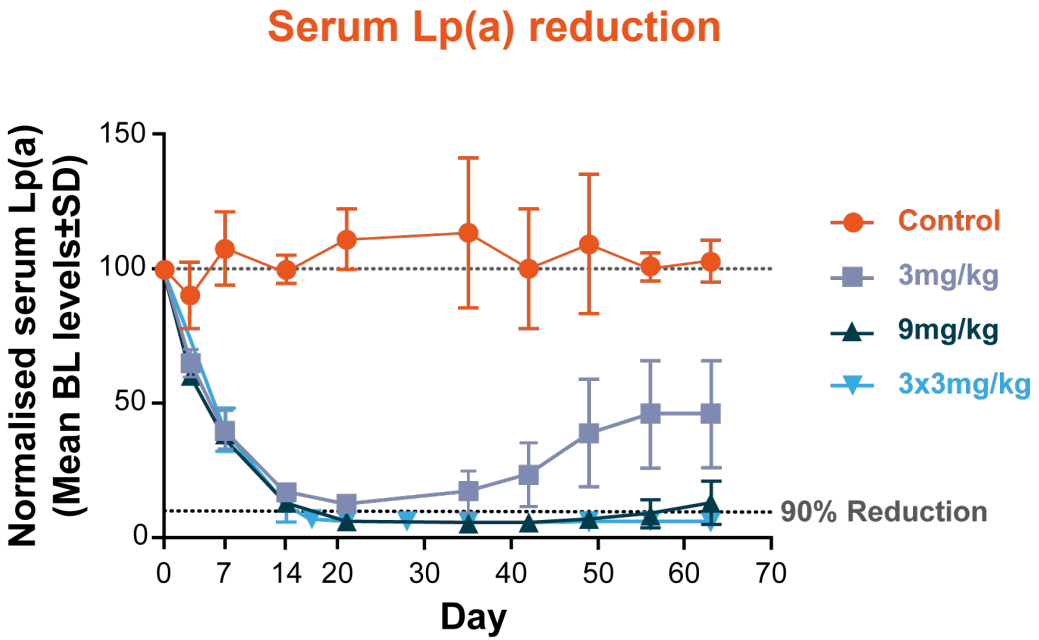

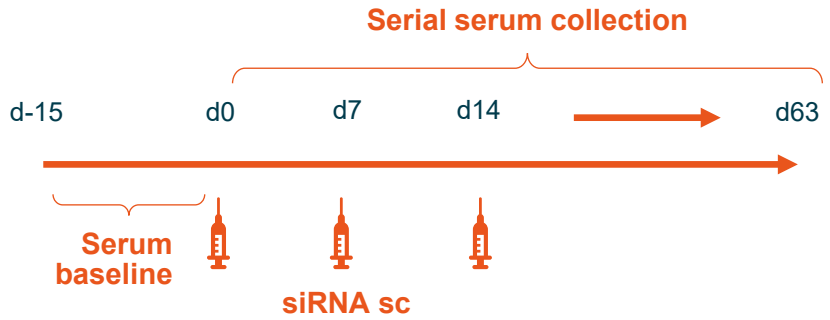

Group	mg/kg	Days
1	0	0
2	3	1
3	9	1
4	3	1, 7, 14

SLN360 demonstrated ideal profile in NHP model

Efficacy: Robust Lp(a) knockdown observed after first dose (>90%)

Durability: Sustained reduction of Lp(a) serum levels (>90%) for duration of study

Safety: <1% exposure outside liver and kidney with no detected off target effects

SLN360 Phase 1 Program Overview

Design	Global randomized, double-blind, placebo controlled single dose and multiple dose study
Aim	Investigate the safety, tolerability, PK and PD response of SLN360 in subjects with high Lp(a)
Single Dose Cohorts	8 subjects per cohort (6 active, 2 placebo), up to 5 cohorts
Multiple Dose Cohorts	12 subjects per cohort (9 active, 3 placebo), up to 4 cohorts
Dosing	30 mg, 100 mg, ≤ 300 mg, ≤ 600 mg
Population	Up to 88 subjects total with high Lp(a) ≥ 60 mg/dL

APOLLO

Reported positive topline data in single dose study – late breaker at ACC on April 3rd

PD = Pharmacodynamics; PK = Pharmacokinetics

Positive Topline Results from SLN360 Single-Ascending Dose Study in Healthy Adults with High Lp(a)

- Second positive clinical data set from **mRNAi GOLD™** platform

- SLN360 was safe and well tolerated in the study
  - No clinically important safety concerns were identified
  - Low grade adverse events at the injection site were observed, most prominently at the highest dose
  - As expected, systemic exposures (PK) of SLN360 increased in a broadly dose-proportional manner

- SLN360 reduced Lp(a) in a dose dependent manner from 46% up to a maximum of 98% with up to an 81% reduction persisting at 150 days

- Study follow-up period has been extended from 150 days to 365 days to further assess the duration of action

Results to be Presented in Late Breaker at the American College of Cardiology (ACC) Congress on April 3, 2022



SLN124

Hepcidin Regulation Program

We see SLN124 as a Hematology Franchise Opportunity

With the potential to reach several patient groups in indications with high unmet need

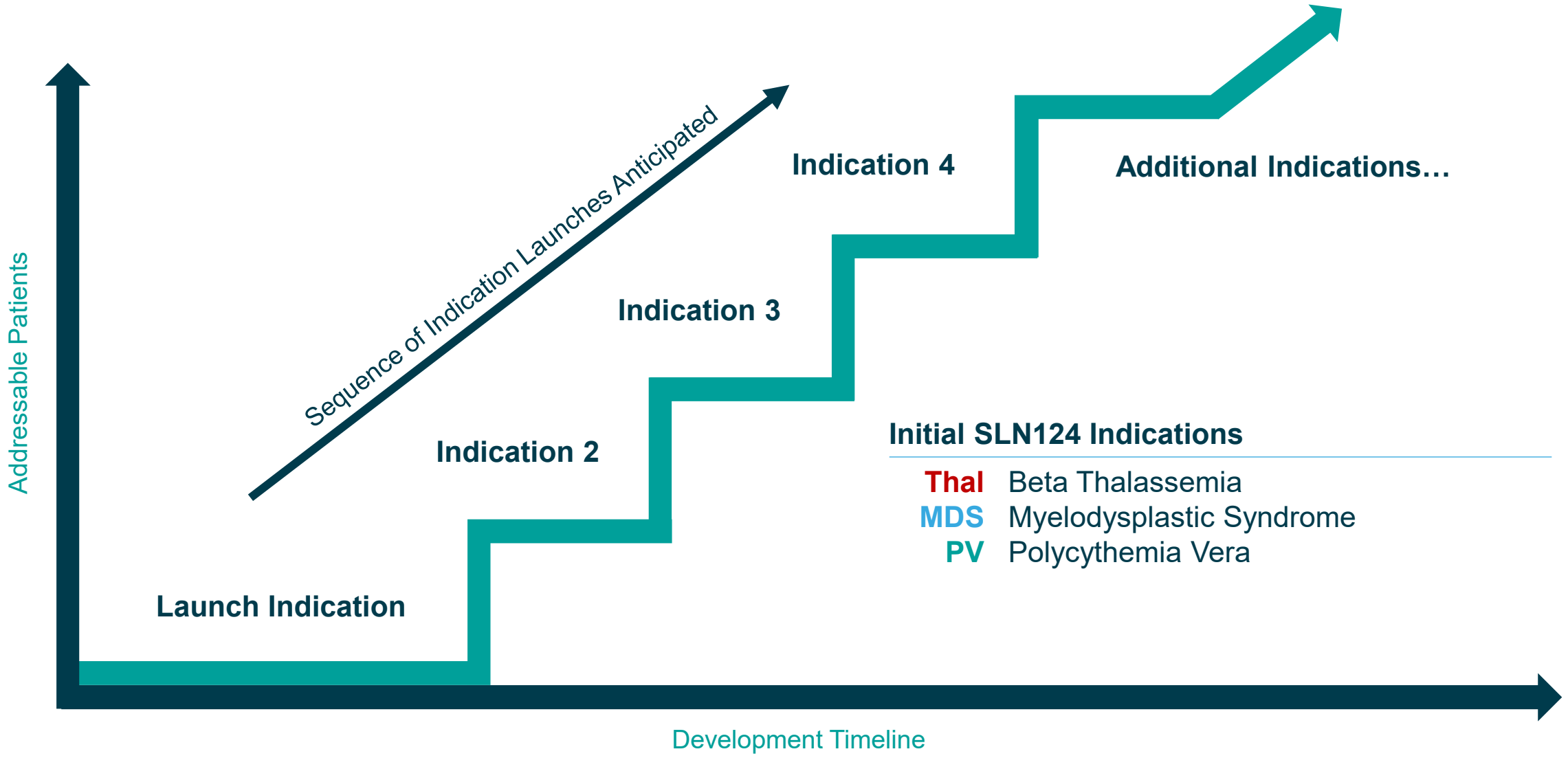

PV Represents a Substantial New Opportunity

Polycythemia Vera

Prevalence
44-57/100,000[1]

~150,000*

~3.5m*

Incidence
The annual incidence of PV is between 1-3/100,000.[2]

Myelodysplastic Syndrome

Prevalence
20/100,000[3,4]

~70,000

~1.5m

Incidence
The annual reported incidence of MDS is ~5/100,000 (age adjusted).[3]

Beta Thalassemia

Prevalence
1/100,000[5,6,7]

~5,000

~100,000

Incidence
Over 40,000 infants are born with Beta Thalassemia each year.[7]

*Using 44/100,000

US Population: 333m, global population: 7,800m

[1] Mehta, J. et al. Leukemia & Lymphoma (2014); [2] Titmarsh, G. et al. Am J Hematol (2014); [3] Cogle, C. R. Curr Hematol Malig Rep (2015); [4] www.aamds.org/diseases/mds
[5] Galanello, R., Origa, R. Orphanet J Rare Dis (2010); [6] Kattamis, A. et al. Eur J Haematol (2020); [7] Modell, B., Darlison, M., Bull World Health Organ (2008)

SLN124 Key Facts

SLN124 modulates hepcidin, the master regulator of plasma iron in the body

By silencing TMPRSS6, SLN124 enables the body to increase endogenous hepcidin and modulate iron distribution

Strong preclinical data in animal disease models, demonstrating therapeutic potential in different pathologies (i.e., amelioration of anemia, reduction of iron overload or hematocrit control)

Long duration of action of SLN124 combined with favorable safety profile in healthy volunteers

Potential for broad mechanistic mode-of-action approach

US rare pediatric disease designation for beta thalassemia

Orphan Drug Designation for MDS (US) and beta thalassemia (EU; US)

EU = European Union; MDS = myelodysplastic syndrome; US = United States

SLN124 is Designed to Restore Endogenous Hepcidin and Normalize Iron Levels

1 Reduces TMPRSS6 in the liver

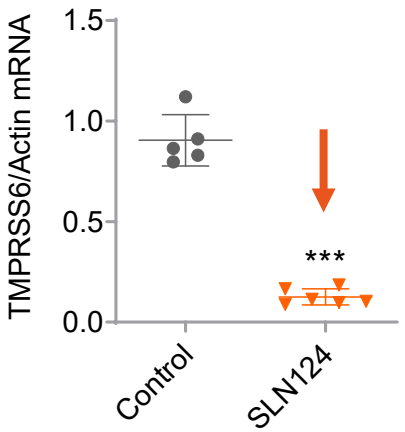

2 Raises endogenous hepcidin

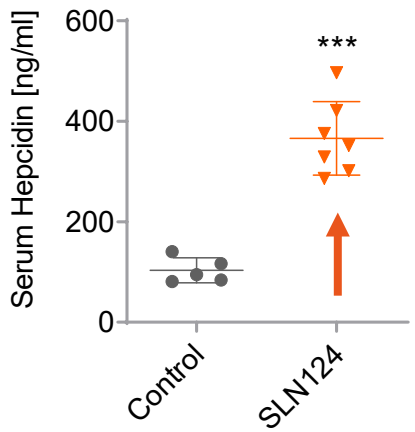

3 Lowers systemic iron levels and normalizes distribution

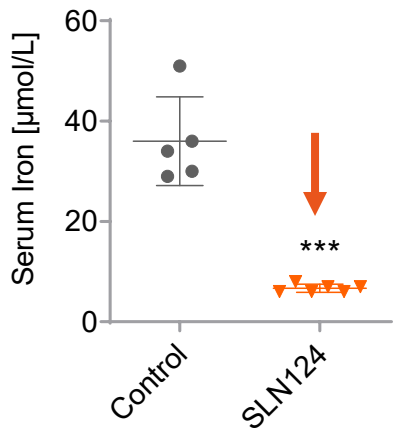

4 Improves red blood cell production

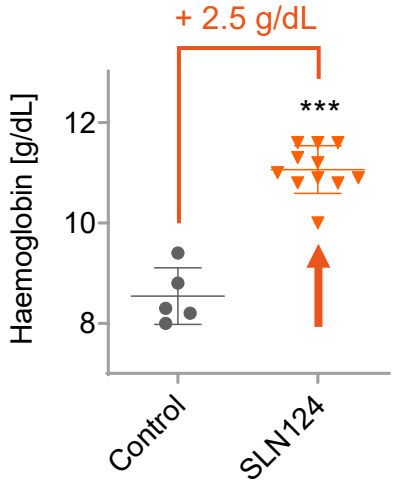

SLN124 Aims to Reduce Anemia and the Need for Blood Transfusions and Iron Chelation Therapies

Study performed in a rodent model for beta thalassemia ($Hbb^{th3/+}$); *** p≤0.001

SLN124 Phase 1 Healthy Volunteer Study Design

Design	Randomized, double-blind, placebo controlled, single dose study
Aim	Investigated the safety, tolerability, PK and PD response of SLN124 in healthy volunteers
Single Dose Cohorts	3 cohorts, 8 subjects per cohort (6 active, 2 placebo)
Dosing	1 mg/kg, 3 mg/kg and 4.5 mg/kg
Population	24 healthy adults

GEMINI

Data presented at ASH 2021

PD: Pharmacodynamics; PK: Pharmacokinetics

SLN124 Increased Average Hepcidin up to ~4-Fold After a Single Dose with Effect Sustained for ≥ 2 Months

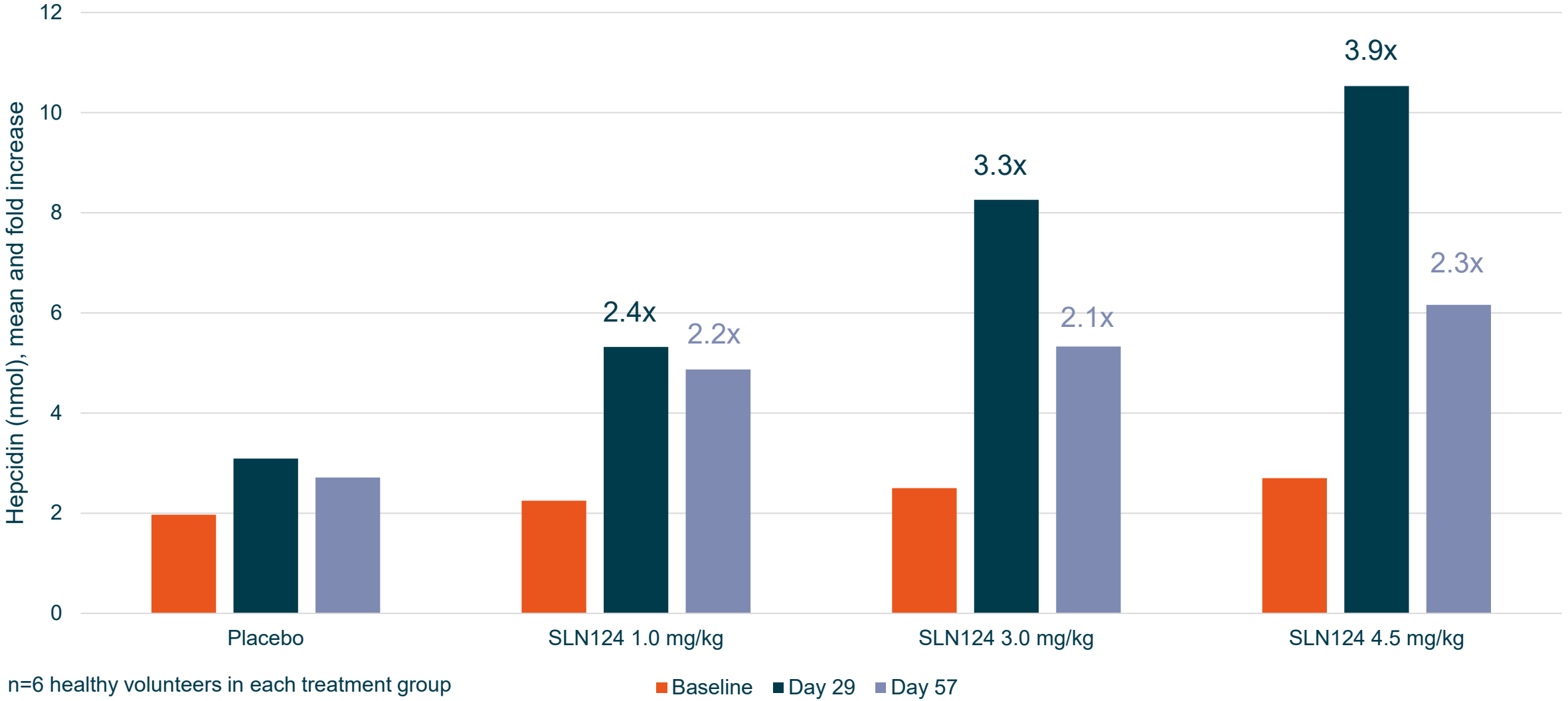

n=6 healthy volunteers in each treatment group

SLN124 Reduced Serum Iron by ~50% After a Single Dose with Effect Sustained for ≥ 2 Months

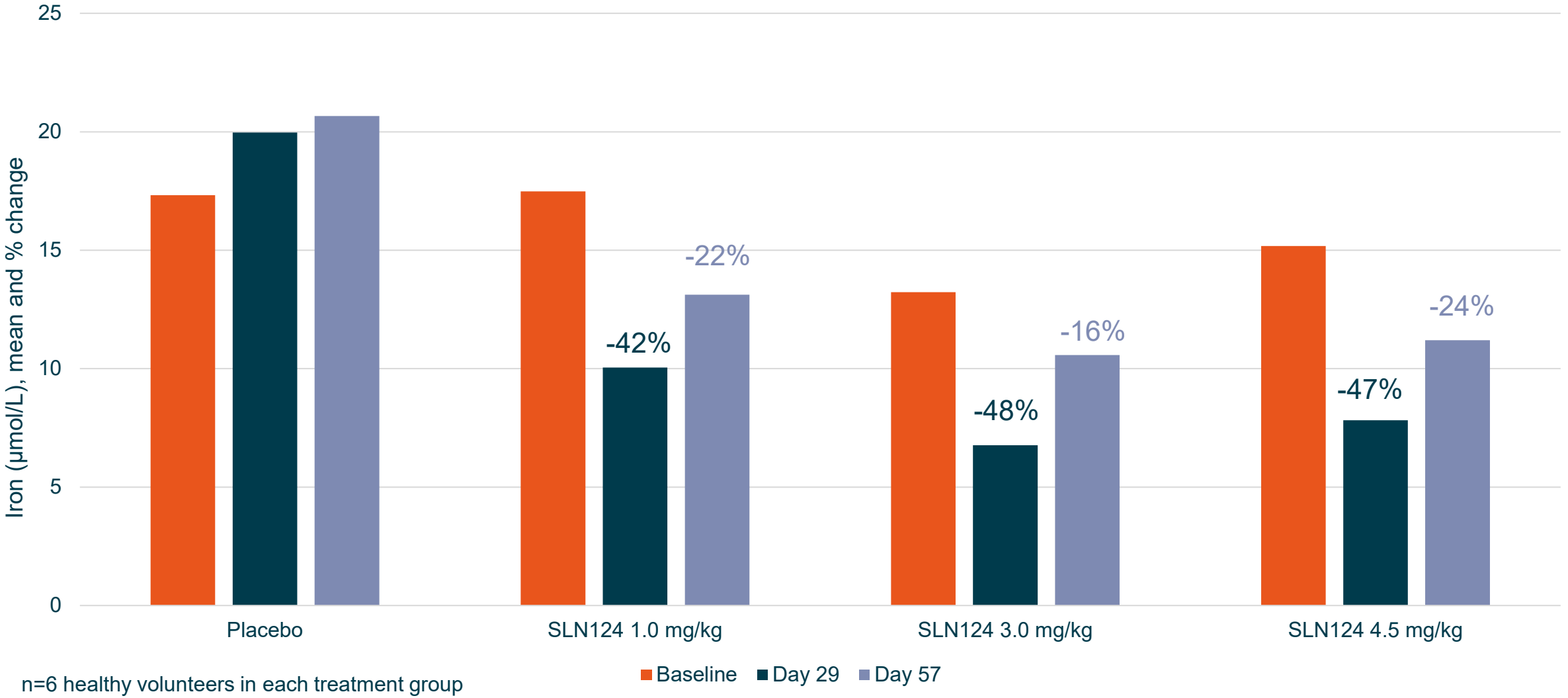

n=6 healthy volunteers in each treatment group

Positive Results from SLN124 Healthy Volunteer Study

- First clinical data from **mRNAi GOLD™** platform
- Demonstrated proof of mechanism for SLN124
- All 3 dose levels of SLN124 were safe and well-tolerated
- SLN124 increased average hepcidin up to ~4-fold after a single dose with effect sustained for at least 2 months
- SLN124 reduced serum iron by ~50% after a single dose with effect sustained for at least 2 months
- Encouraging efficacy signal on serum iron and transferrin saturation and the expected benign safety profile of SLN124 supports further development

SLN124 Phase 1 Program in Adult Thalassemia and MDS

Design	Global, randomized, single-blind, placebo controlled single and multiple dose studies
Aim	Investigate the safety, tolerability, PK and PD response of SLN124 in adults with thalassemia and MDS
Single Dose Cohorts	8 subjects per cohort (6 active, 2 placebo), up to 4 cohorts per study
Multiple Dose Cohorts	8 subjects per cohort (6 active, 2 placebo), up to 3 cohorts per study
Dosing	1 mg/kg, 3 mg/kg and ≤ 10 mg/kg
Population	up to 112 adults with non-transfusion dependent thalassemia and VL/LR-MDS

GEMINI II

Single dose data expected in Q3 2022

MDS = myelodysplastic syndrome; PD = Pharmacodynamics; PK = Pharmacokinetics; VL/LR-MDS = very low- and low-risk MDS

A Phase 1 study in PV is to be initiated in H2 2022

- **SLN124 Phase 1 study to be initiated in H2 2022**
  - Study Aim: Investigate the safety, tolerability, PK and PD response of SLN124 in patients with polycythemia vera
- **Subsequent development:**
  - Key clinical study endpoints focused on hematological measures
    - i.e. red packed cell volume, cell hemoglobin content, TSAT, hemoglobin
  - Early and late clinical studies use same end-points simplifying development path to approval

PD = Pharmacodynamics; PK = Pharmacokinetics

SLN124 Has The Potential For a Broad Mechanistic Mode-of-Action Approach

Silencing TMPRSS6 **by SLN124** increases endogenous hepcidin, with potential beneficial effects in several hematological disorders.

SLN124 → **Reduce TMPRSS6** → **Increase endogenous hepcidin** → **Decrease NTBI**

- **Inhibit iron accumulation**
- **Restrict iron to erythropoiesis**

***Iron loading anemias** (e.g. beta thalassemia, MDS)* → **Reduce anemia**[1]

Vadolas et al. 2021 Br J Haematol. PMID: 33942901

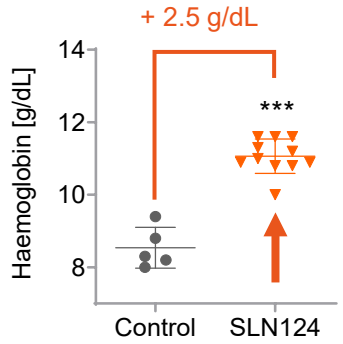

Hereditary hemochromatosis → **Prevent iron overload**[2]

Altamura et al., HemaSphere 2019 (PMID 31976476)

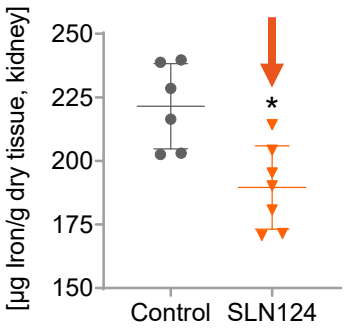

Polycythemia vera → **Reduce red packed cell volume**[3]

Presented at EHA 2021

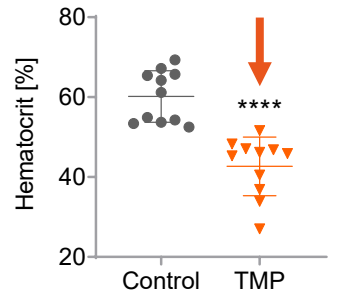

NTBI = non-transferrin-bound iron; Studies performed in a rodent model for 1: beta thalassemia ($Hbb^{th3/+}$), *** p≤0.001; 2: hemochromatosis ($Hfe^{-/-}$), * p≤0.05; 3: polycythemia vera, **** p≤0.0001

Major Clinical Milestones Anticipated in 2022

Topline data in SLN360 study anticipated this quarter

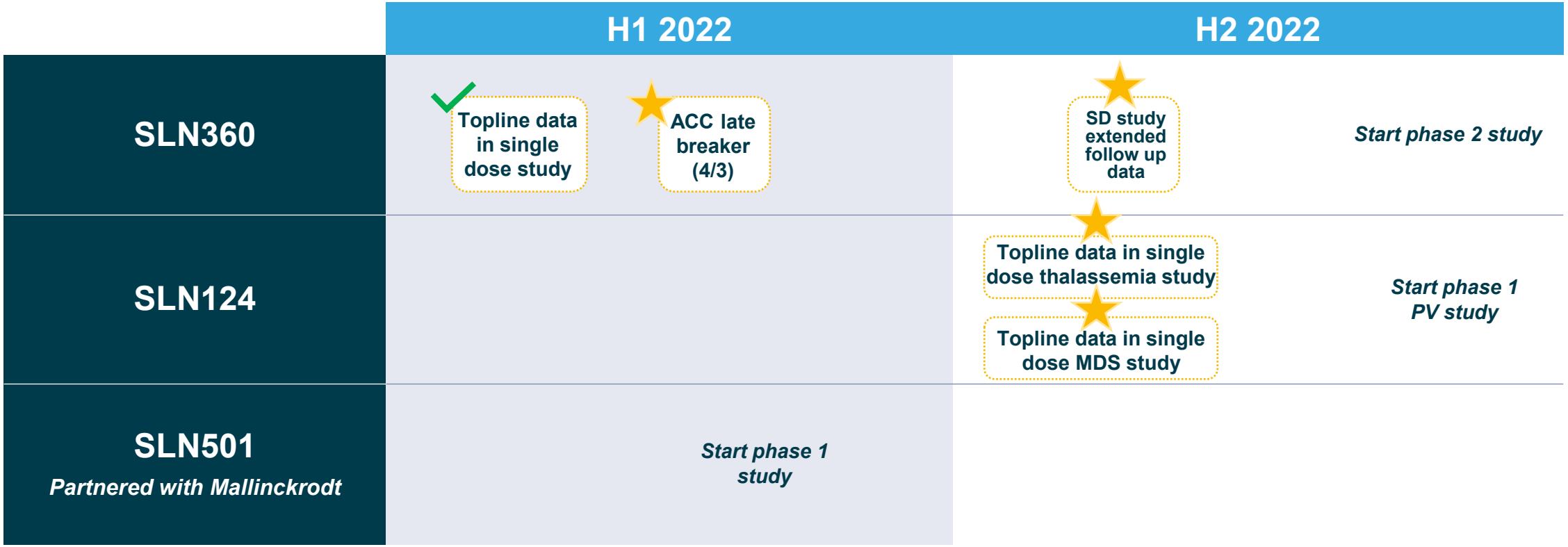

Note: all programs are at potential risk of delay due to COVID-19

Developing a New Extra-Hepatic siRNA Delivery Platform

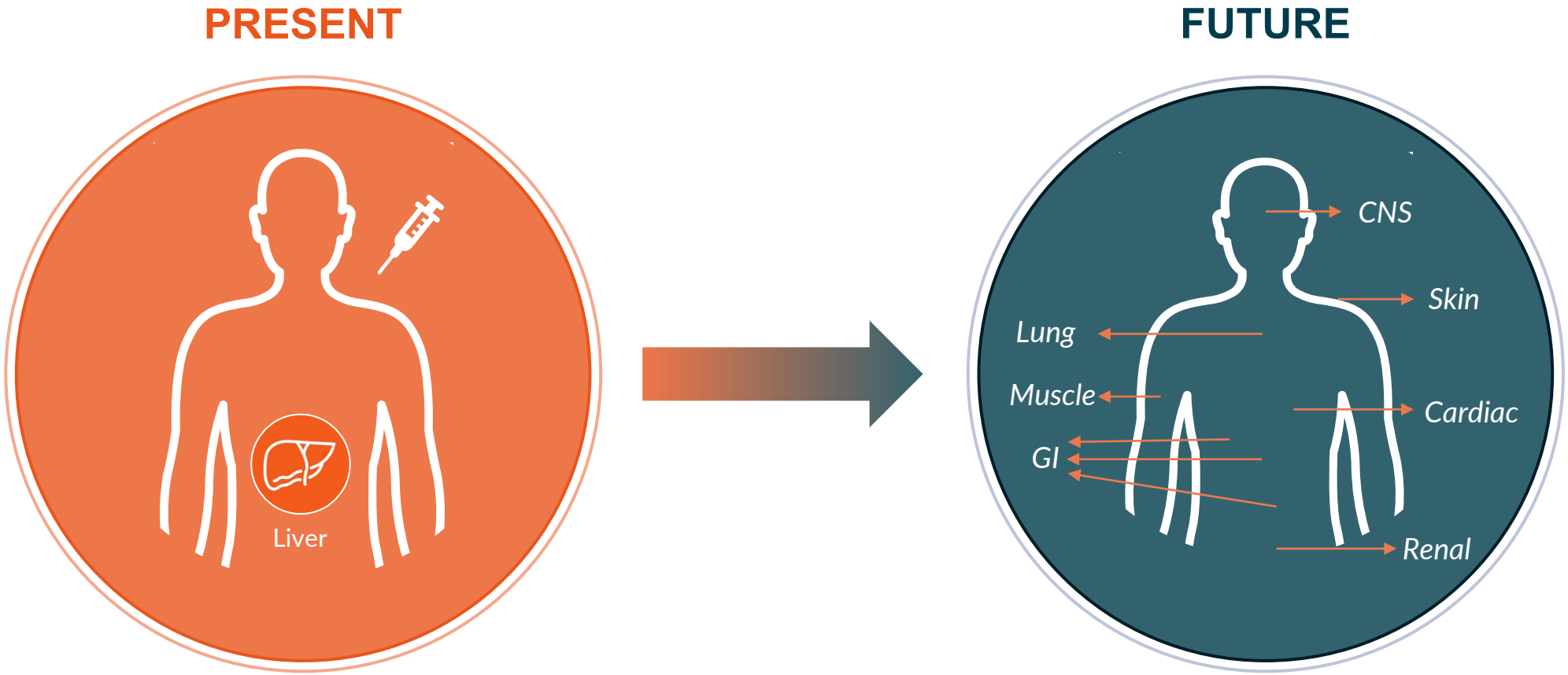

Tap into the huge opportunity to silence genes outside of the liver

Financial Highlights

SLN: Nasdaq	
Stock Price (1/4/22)	$23.78
Common Shares Outstanding (9/30/21)	89,777,000 / ~29,925,667 ADS
Market Capitalization (1/4/22)	~£525m /~$712m
Cash (9/30/21)	£76.5m / ~$103m
Debt	$0

Notes:
ADS each represent 3 ordinary shares nominal value
Silence announced Hansoh Pharma collaboration in October 2021. The deal provided a $16 million upfront cash payment to Silence.